

Gamma Ray Emission from the Coma Cluster of Galaxies

Robert C. Berrington

*University of Wyoming, P. O. Box 3905, Dept. of Physics & Astronomy, Laramie, WY,
82071*

`rberring@uwyo.edu`

Charles D. Dermer

Naval Research Laboratory, Code 7653, 4555 Overlook SW, Washington, DC, 20375-5352

`dermer@gamma.nrl.navy.mil`

ABSTRACT

A numerical simulation of nonthermal particle acceleration and radiation formed by shocks in merging clusters of galaxies is used to model the radio and X-ray emission observed from the Coma cluster of galaxies. The results support a primary electron origin for the diffuse radio radiation and the hard X-ray excess from the Coma cluster. From the fits, we predict that the Coma cluster of galaxies will be observable with the space-based observatory *GLAST*, and detectable with the ground-based γ -ray observatories VERITAS and HESS. Gamma-ray detection of Coma will support a merger shock origin of the nonthermal radiation.

1. Introduction

The discovery of the first radio halo, Coma C, demonstrated the existence of a population of nonthermal electrons within the intra-cluster medium (ICM) of the Coma cluster of galaxies (see Biviano (1998) for review). The origin of these energetic electrons is debated, but may be associated with a merger event (Tribble 1993), for example, between the NGC 4889 and NGC 4874 galaxy groups. In addition, the radio relic 1253+275 is found on the Coma cluster periphery, possibly indicating the presence of a shock resulting from a recent or ongoing merger event. Other possible interpretations for the presence of the radio halo and relic include accretion shocks (Enßlin, Biermann, Klein, & Kohle 1998), revival of relic non-thermal particles (Enßlin & Gopal-Krishna 2001), and emission from the decay products of proton interactions (Blasi & Colafrancesco 1999).

Optical measurements of radial velocities of galaxies reveal the cluster dynamics, which are governed by the dark-matter dominated cluster potential well. Recent optical surveys have extended the measured radial velocities of the Coma cluster to 1174 galaxies (Colless & Dunn 1996; Biviano et al. 1996; Edwards et al. 2002), and indicate that it is in a highly dynamic state as a result of a recent merger event. The core of the Coma cluster has also been shown to have multiple X-ray emission peaks (White, Briel, & Henry 1993). The diffuse cluster emission peak associated with the cluster center is coincident with the galaxy NGC 4874. The second diffuse emission peak is found approximately halfway between NGC 4874 and NGC 4889. More recent observations (Arnaud et al. 2001) failed to detect this second diffuse peak, but did detect stripped gas on the cluster periphery. The true nature of the group once associated with the stripped gas is in question (Arnaud et al. 2001; Vikhlinin, Forman, & Jones 1997; Donnelly et al. 1999).

The Coma cluster was not detected (Reimer et al. 2003) with the EGRET telescope on the *Compton Observatory* at $\gtrsim 100$ MeV, despite its distinction as one of the nearest rich and massive ($M \gtrsim 1 \times 10^{15} M_{\odot}$) galaxy clusters. Claims of an association between unidentified, high galactic latitude ($|b| > 20^{\circ}$) EGRET sources and galaxy clusters have been made (Scharf & Mukherjee 2002; Kawasaki & Totani 2002; Colafrancesco 2002), but have been called into question (Reimer et al. 2003).

In this *Letter*, we model the radio and X-ray emission from the Coma cluster of galaxies using our merger shock model (Berrington & Dermer 2003; hereafter BD (2003)). If a merger shock is the origin of the nonthermal radiation from the Coma cluster, then we predict that Coma will be detected at 100 MeV-GeV energies with *GLAST*, and at TeV energies with the ground-based air Cherenkov telescopes *VERITAS* and *HESS*. Gamma-ray detection of the Coma will support a merger shock origin of the nonthermal radiation from Coma.

2. The Coma Cluster Environment

Because the observed non-thermal luminosity is highly dependent on cluster environment, we modified the code described by BD (2003) specifically to the environment of Coma. The Coma cluster of galaxies is well described by a merger event between a dominant cluster of total mass $M_1 \cong 0.8 \times 10^{15} M_{\odot}$ (Colless & Dunn 1996) merging with a smaller cluster of total mass $M_2 \approx 0.1 \times 10^{15} M_{\odot}$ cluster (Vikhlinin, Forman, & Jones 1997; Donnelly et al. 1999). We assume a gas mass fraction of $\approx 5\%$.

The calculation of nonthermal electron injection, electron energy losses and the production of the Compton-scattered emission for the various radiation fields, including the CMB,

follows the treatment of BD (2003) (see also Sarazin (1999)). The radiation field of the ICM is the sum of the cosmic microwave background (CMB), the stellar radiation, and the X-ray radiation field. For a galaxy luminosity function described by the Schechter luminosity function with parameters $M^* = -21.26$, $\xi_* = 107$, and $\alpha = 1.25$ (Schechter 1976), the energy density of the stellar radiation field is found to be

$$\rho_* = 4.87 \times 10^{-9} \left(\frac{R}{1\text{Mpc}} \right)^{-2} \text{ MeV cm}^{-3} \quad (1)$$

where R is the radius of the Coma cluster.

The Coma cluster has a tenuous ICM that emits thermal X-ray bremsstrahlung. To model the emission from the ICM, we assume that the ICM is well approximated by a β model with core radius $r_c = 0.257$ Mpc, central electron density $\rho_{e0} = 3.82 \times 10^{-3} \text{ cm}^{-3}$, central proton density $\rho_0 = 6.39 \times 10^{-27} \text{ gm cm}^{-3}$, power-law slope $\beta = 0.705$, and a mean gas temperature $\langle T_X \rangle = 8.21 \text{ keV}$ (Mohr, Mathiesen, & Evrard 1999). The energy density of the X-ray radiation field is then given by

$$\rho_X = 1.30 \times 10^{-10} \left(\frac{R}{1\text{Mpc}} \right)^{-2} \text{ MeV cm}^{-3}. \quad (2)$$

This energy density corresponds to a total free-free luminosity of $\sim 1 \times 10^{45} \text{ ergs s}^{-1}$ emitted within a cluster radius of 1 Mpc.

Given the evidence for the recent merger event in Coma, as described in §1, we argue that merger shocks accelerate nonthermal particles to produce nonthermal radio and X-ray emission. The evolution and properties of the forward and reverse cluster merger shocks are determined by the relative speeds and densities of the merging clusters. We have calculated the relative cluster speeds and shock properties following the method described in BD (2003). The particle number density of the ICM is assumed to be well approximated by a spherically-symmetric β model whose parameters are given above. The dark matter halo, whose total mass is normalized to M_1 , is assumed to follow a profile similar to the cluster ICM. The efficiency parameters η_e and η_p giving the fraction of power dissipated by the shock in the form of nonthermal electrons and protons, respectively, is set equal to 1%. The injected particle spectrum is described by a power law in momentum space truncated by an exponential cutoff. The cutoff energy is determined by time available for acceleration since the onset of the shock, comparison of the size scale of the system with the particle Larmor radius, and competition of the acceleration time scale with radiative-loss time scales (§2.2 in BD (2003)). The total energy liberated from the cluster merger event and deposited into the nonthermal particles is $\sim 1.5 \times 10^{61} \text{ ergs}$.

The model that best represents the multiwavelength data of the Coma Cluster is found to be described by the merger of two clusters nearing collision time, t_{coll} , when the centers

of mass of the two clusters are almost coincident, as supported by observations (Colless & Dunn 1996; Biviano et al. 1996; Edwards et al. 2002). With the masses of the merging clusters given above, and an initial separation of 2.25 Mpc, the observations take place at $t_{\text{coll}} \approx 1.0 \times 10^9$ yrs after the onset of the merger. The observed redshift of the Coma cluster is $z_o = 0.023$. For this value of t_{coll} , the redshift of the cluster at the start of the cluster merger event for a flat Λ CDM cosmology with $\Omega_0 = 0.3$ and $\Omega_\Lambda = 0.7$ is $z_i = 0.10$. A Hubble constant $H_0 = 75 \text{ km s}^{-1} \text{ Mpc}^{-1}$ is used.

3. Model Results

A comparison of the merger model with the observed (Thierbach, Klein, & Wielebinski 2003) radio emission from the radio halo of Coma is shown in Figure 1. The mean magnetic field, obtained by normalizing to the radio emission, is $0.22 \mu\text{G}$. Our model favors a primary electron source for the radio emission; a comparable contribution to the radio flux from secondary nuclear production would require η_p to approach 100%. In fact, the emission from secondary electrons and positrons is an upper limit to the true secondary electron emission, because a uniform density profile appropriate to the central region of the cluster is used in the calculation of secondary production. This is nevertheless a good approximation, because the density in the central region is roughly constant and most of the nonthermal radiation is formed by interactions in this region.

The calculated thermal and non-thermal X-ray flux is compared in Figure 2 with the hard X-ray (HXR) flux measured from the central ($\sim 2.2 \text{ Mpc}$) region of the Coma cluster. Data points show the HXR flux measured with the Phoswich Detection System on *Beppo-SAX* (Fusco-Femiano et al. 2004) and the OSSE 2σ upper limits (Rephaeli, Ulmer, & Gruber 1994). The HXR flux measured with *Beppo-SAX* is consistent with *RXTE* measurements (Rephaeli & Gruber 2002). Note, however, that the existence of the HXR tail in the Coma cluster has been challenged (Rossetti & Molendi 2004). Observations with ISGRI on INTEGRAL should resolve this controversy, as indicated by the sensitivity curves plotted in Figure 2.

Figure 3 shows the predicted γ -ray emission from the Coma cluster of galaxies. Sensitivity limits are taken from Weekes et al. (2002). As can be seen, the predicted γ -ray emission falls below the EGRET sensitivity curve and the measured 2σ upper limit of $3.81 \times 10^{-8} \text{ ph}(> 100 \text{ MeV}) \text{ cm}^{-2} \text{ s}^{-1}$ (Reimer et al. 2003). Our model predicts that *GLAST* will stongly detect the non-thermal γ -rays from Coma to energies of several GeV. Furthermore, we predict that both *VERITAS* and *HESS* will have high confidence ($\gtrsim 5\sigma$) detections. Attenuation of the high-energy γ rays by the extragalactic diffuse infrared and optical radiation fields

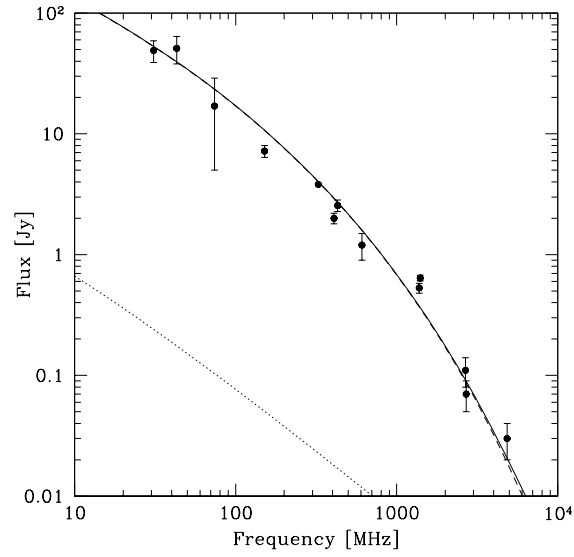


Fig. 1.— Comparison of radio observations of the Coma cluster with the cluster merger-shock model. The solid curve is the total radio emission from the model, the dashed curve is the contribution to the total emission from primary electrons, and the dotted curve from secondary electrons and positrons. The solid circles are observational data points taken from Thierbach, Klein, & Wielebinski (2003).

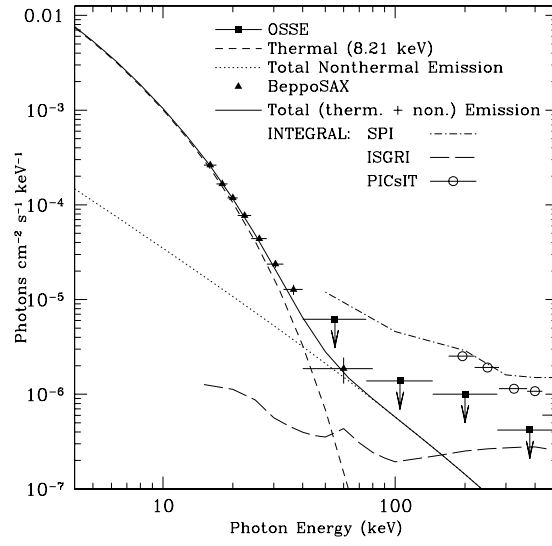


Fig. 2.— Comparison of X-ray observations of the Coma cluster with the cluster merger shock model. Points are labeled in the diagram. The dashed curve is the calculated thermal bremsstrahlung for the parameters described in the text. The OSSE data points are 2σ upper limits. The solid curve is the sum of non-thermal (dotted curve) emission, dominated by Compton-scattered CMB radiation from primary electrons, and thermal ($\langle T_X \rangle = 8.21$ keV) bremsstrahlung emission.

should not affect this conclusion because of the small redshift of Coma.

4. Discussion and Summary

In our model, the nonthermal radio and hard X-ray emission from the Coma cluster of galaxies is a result of nonthermal electrons accelerated at merger shocks. The $\gtrsim 40$ keV hard X-ray emission is dominated by Compton upscattering of photons by primary electrons, and secondary electrons and positrons make a small negligible contribution. If this interpretation is correct, then we predict that the Coma cluster will be detected with high confidence with *GLAST*, *VERITAS*, and *HESS*.

Our results can be compared with a recent theoretical study (Reimer et al. 2004) which concludes that Coma will be detected with *GLAST* but not with the ground-based air Cherenkov telescopes (Atoyan & Völk 2000). The intensity of the high-energy radiation, which is formed primarily by π^0 decay emission, depends crucially on the spectrum and high-energy cutoff of the nonthermal hadrons (Atoyan & Völk 2000). Thus observations of the γ -ray spectrum of Coma will reveal the relative efficiency of nonthermal proton and electron acceleration.

High resolution radio maps by the Long Wavelength Array (LWA) will be important in determining the nature of the observed radio emission in Coma. In the cluster merger scenario, energetic protons will diffuse further from their point of origin than less energetic protons. At sufficiently large radii, there will be a transition from radio emission of primary to secondary origin. The spectral index of Coma’s radio halo would soften until the radio emission is dominated by lepton secondaries from hadrons, where it would begin to harden. The LWA will offer the high resolution low-frequency radio images required to make these spectral maps.

These results also support our earlier conclusion (BD 2003) that galaxy clusters do not provide a dominant contribution to the diffuse extragalactic γ -ray background, contrary to earlier claims (Loeb & Waxman 2000). Shocks formed in the merger process are weak, resulting in a spectral index that is softer than the observed 2.30 ± 0.03 index for the DEGB. We predict $\approx 5 - 10$ *GLAST* detections of galaxy clusters, most of which will lie within ≈ 200 Mpc. More definite predictions require that we model each galaxy cluster on a case-by-case basis, as done here for Coma.

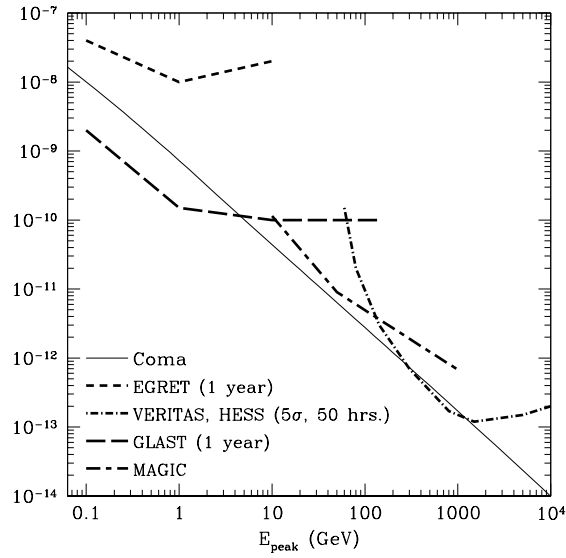


Fig. 3.— Predicted γ -ray emission from the Coma cluster of galaxies from the cluster merger shock model. The solid curve is the predicted photon flux (in units of $\text{ph}(> E_{\text{peak}}) \text{ cm}^{-2} \text{ s}^{-1}$). Sensitivity limits for EGRET, *MAGIC*, *GLAST*, and *VERITAS* and *HESS* are included. The EGRET limits are for 2 weeks in the pointing mode, and the *GLAST* limits are for 1 year in its scanning mode. The quoted *VERITAS* and *HESS* limits are for 50 hour, 5σ observations (Weekes et al. 2002).

5. Acknowledgments

The research activity of RB is funded in part by NASA EPSCoR Grant #NCC5-578. RB and CD's research is also funded by the Office of Naval Research and NASA Astrophysical Theory Grant DPR S-13756-G and NASA GLAST Science Investigation Grant DPR S-15634-Y.

REFERENCES

- Arnaud, M., et al. 2001, *A&A*, 365, L67
- Atoyan, A. M. & Völk, H. J. 2000, *ApJ*, 535, 45
- Berrington, R. C. & Dermer, C. D. 2003, *ApJ*, 594, 709
- Biviano, A., Durret, F., Gerbal, D., Le Fevre, O., Lobo, C., Mazure, A., & Slezak, E. 1996, *A&A*, 311, 95
- Biviano, A. 1998, in *Untangling Coma Berenices*, eds. A. Mazure, et al., World Scientific, p. 1 (astro-ph/9711251)
- Blasi, P. & Colafrancesco, S. 1999, *Astroparticle Physics*, 12, 169
- Colafrancesco, S. 2002, *A&A*, 396, 31
- Colless, M. & Dunn, A. M. 1996, *ApJ*, 458, 435
- Donnelly, R. H., Markevitch, M., Forman, W., Jones, C., Churazov, E., & Gilfanov, M. 1999, *ApJ*, 513, 690
- Edwards, S. A., Colless, M., Bridges, T. J., Carter, D., Mobasher, B., & Poggianti, B. M. 2002, *ApJ*, 567, 178
- Enßlin, T. A., Biermann, P. L., Klein, U., & Kohle, S. 1998, *A&A*, 332, 395
- Enßlin, T. A. & Gopal-Krishna 2001, *A&A*, 366, 26
- Fusco-Femiano, R., Orlandini, M., Brunetti, G., Feretti, L., Giovannini, G., Grandi, P., & Setti, G. 2004, *ApJ*, 602, L73
- Kawasaki, W. & Totani, T. 2002, *ApJ*, 576, 679
- Loeb, A. & Waxman, E. 2000, *Nature*, 405, 156

- Mohr, J. J., Mathiesen, B., & Evrard, A. E. 1999, *ApJ*, 517, 627
- Neumann, D. M., et al. 2001, *A&A*, 365, L74
- Reimer, A., Reimer, O., Schlickeiser, R., & Iyudin, A. 2004, *A&A*, submitted (astro-ph/0405224)
- Reimer, O., Pohl, M., Sreekumar, P., & Mattox, J. R. 2003, *ApJ*, 588, 155
- Rephaeli, Y., Ulmer, M., & Gruber, D. 1994, *ApJ*, 429, 554
- Rephaeli, Y., & Gruber, D. 2002, *ApJ*, 579, 587
- Rossetti, M., & Molendi, S. 2004, *A&A*, 414, L41
- Sarazin, C. L. 1999, *ApJ*, 520, 529
- Scharf, C. A., & Mukherjee, R. 2002, *ApJ*, 580, 154
- Schechter, P. 1976, *ApJ*, 203, 297
- Thierbach, M., Klein, U., & Wielebinski, R. 2003, *A&A*, 397, 53
- Tribble, P. C. 1993, *MNRAS*, 263, 31
- Vikhlinin, A., Forman, W., & Jones, C. 1997, *ApJ*, 474, L7
- Weekes, T. C. et al. 2002, *Astroparticle Physics*, 17, 221
- White, S. D. M., Briel, U. G., & Henry, J. P. 1993, *MNRAS*, 261, L8