

Gravitational Wave Background of Neutron Star-White Dwarf Binaries

Asantha Cooray

Theoretical Astrophysics, California Institute of Technology, MS 130-33, Pasadena, CA 91125, USA

18 April 2018

ABSTRACT

We discuss the stochastic background of gravitational waves from ultra compact neutron star-white dwarf (NS-WD) binaries at cosmological distances. Under the assumption that accreting neutron stars and donor white dwarf stars form most of the low mass X-ray binaries (LMXBs), our calculation makes use of recent results related to the luminosity function determined from X-ray observations. Even after accounting for detached NS-WD binaries not captured in X-ray data, the NS-WD background is at least an order of magnitude below that due to extragalactic white dwarf-white dwarf binaries and below the detectability level of the Laser Interferometer Space Antenna (LISA) at frequencies between 10^{-5} Hz and 10^{-1} Hz. While the extragalactic background is unlikely to be detected, we suggest that around one to ten galactic NS-WD binaries may be resolved with LISA such that their positions are determined to an accuracy of several degrees on the sky.

Key words: gravitational waves — diffuse radiation — binaries: close

1 INTRODUCTION

The planned Laser Interferometer Space Antenna (LISA)¹ will open up the frequency band between 10^{-5} Hz and 10^{-1} Hz to the gravitational wave radiation. At frequencies below 10^{-5} Hz, merging super massive black holes at cosmological distances contribute (Jaffe & Backer 2003; Wyithe & Loeb 2003), while at frequencies above 10^{-1} Hz, neutron star-neutron star binaries and stellar mass black holes are expected to be the dominant sources of gravitational waves (Belczynski et al. 2002). The range between 10^{-5} Hz and 10^{-1} Hz is ideal for the detection of gravitational waves from compact binaries associated with close white dwarf binaries (CWDBs) involving another white dwarf, a main sequence star or a neutron star (Hils et al. 1990; Farmer & Phinney 2003; Nelemans et al. 2001; Cooray et al. 2004).

In addition to observing the coalescence of massive black hole binaries (Haehnelt 1994), at frequencies above 10^{-3} Hz, LISA will spectrally resolve most galactic CWDBs (Cornish & Larson 2003). Estimates based on population synthesis calculations suggest the number of resolved binaries will be around 5000, with a substantial fraction related to WD-WD binaries in the galaxy, including Am CVn systems (e.g., Nelemans et al. 2001). At frequencies below 10^{-3}

Hz, the stochastic background formed by unresolved galactic binaries is expected to be significant and be larger in amplitude when compared to both the LISA detector noise and the extragalactic background formed by merging white dwarfs (Hiscock et al. 2000; Hils, Bender & Webbink 1990; Kosenko & Postnov 1998; Nelemans et al. 2001). As discussed in Seto & Cooray (2004; also, Ungarelli & Vecchio 2001), this galactic background of gravitational waves is highly anisotropic as it is mostly concentrated towards the galactic plane and the bulge. With integration times over a year, LISA is expected to measure low order multipoles of this galactic binary distribution. This allows a mechanism to quantify the galactic background independent of any other isotropic background component at the same gravitational wave frequencies. Once the galactic background is modeled and removed, under the assumption that the spatial anisotropy of any extragalactic background related to compact binaries is negligible, one can search for a component from cosmological distances. While one expects an isotropic background from inflation (see, Maggiore 2000), the extragalactic background related to compact binaries is expected to dominate. Any measurement of the gravitational wave background amplitude related to compact binaries would be helpful in understanding their cosmological evolution.

Here, we consider the extragalactic compact binary background and its detectability with LISA and primar-

¹ <http://lisa.jpl.nasa.gov> and <http://sci.eas.int/home/lisa/>

ily focus on the background related to neutron star-white dwarf binaries; Previous studies have already estimated the extragalactic background related to white dwarfs (orbiting other white dwarfs and main sequence stars). These estimates have mostly relied on numerical population synthesis models based on codes such as SEBA (Portegies Zwart & Yungelson 1998 and used by Schneider et al. 2001) and BSE (Hurley et al. 2002 used by Farmer & Phinney 2003). While these estimates are more likely to capture the WD-WD and WD-main sequence background more accurately, we avoid the approach related to binary synthesis models as the physics related to the formation of neutron stars is expected to be more uncertain than those involved with the formation of white dwarfs.

In order to calculate the background, we make use of recent results in the literature related to the presence of low mass X-ray binaries (LMXBs) in nearby galaxies. Following Bildsten & Deloye (2004) and various other suggestions in the literature (e.g., Belczynski & Taam 2004; Bildsten 2002; Podsiadlowski et al. 2002; see reviews by Verbunt 1993; Bhattacharya & van den Heuvel 1991), we make the identification that an individual LMXB is an accreting neutron star from a donor white dwarf star with mass at or below $0.1 m_{\odot}$. This identification allows us to present a calculation of the gravitational wave background based solely on observational data, mainly using the distribution of LMXBs in each galaxy (e.g., Gilfanov 2004; Kim & Fabbiano 2004), and the distribution of galaxies out to $z \sim 1$ or more based on the K-band luminosity function (Drory et al. 2003); We make use of the observationally derived result that the LMXB distribution in each galaxy can be described by a universal luminosity function with the normalization given by the total stellar mass content.

The LMXBs, however, only capture the fraction of NS-WD binaries that are interacting; Thus, our approach based only on X-ray data allows us to derive a lower limit to the NS-WD background. We partly correct for the fraction of detached binaries based on observed statistics of binaries both in galactic globular clusters and the field and using certain scaling arguments from the literature related to the evolution of these binaries including the end point of mass transfer where neutron stars are spun up to millisecond pulsars (see, Lorimer 2001 for a review).

Though the estimate related to the total NS-WD background is rather uncertain, in general, our calculations suggest that the NS-WD gravitational wave background is roughly an order of magnitude smaller than those due to WD-WD binaries. In comparison, we find that the background is unlikely to be a significant source of signal for LISA as it is roughly two orders of magnitude below the LISA instrumental noise at frequencies near and above a mHz. Our conclusions are consistent with a recent order of magnitude estimate on the NS-WD gravitational wave background at frequencies above a mHz where the signal was estimated to be at a level an order of magnitude below the LISA noise (Kim et al. 2004). While the analysis by Kim et al. (2004) involved statistics of three known NS-WD binaries that will merge within a Hubble time, we present an

independent estimate that relies on the observed statistics of X-ray binaries.

The discussion is organized as follows: in the next section, we discuss the contribution to the gravitational wave background from NS-WD binaries under the assumption that LMXBs are binaries whose X-ray luminosity is powered by accretion. Making use of calculations by Bildsten & Deloye (2004) to relate the accretion luminosity to secondary WD mass and the orbital period of the binary, we use observationally derived results on the distribution of LMXBs to calculate the stochastic background of gravitational waves. Since not all NS-WD binaries are not included in the calculation, we make a rather uncertain order of magnitude correction to estimate the total background related to both interacting and detached NS-WD binaries. We find a low background signal, when compared to LISA noise. We also consider the detectability of galactic NS-WD binaries and conclude with a discussion and a summary in Section 3. We assume a flat cosmological model with a cosmological constant and consistent with recent cosmological data including WMAP.

2 GRAVITATIONAL WAVES FROM NS-WD BINARIES

The gravitational wave luminosity for a binary in a circular orbit is given by the Peters & Mathews (1963) formula:

$$L_{\text{GW}}^{\text{circ}} = 2.16 \times 10^{45} \text{ ergs s}^{-1} \left(\frac{m_1}{m_{\odot}} \right)^{10/3} \frac{q^2}{(1+q)^{2/3}} P_{\text{orb}}^{-10/3}, \quad (1)$$

where the orbital period, P_{orb} is in seconds and $q \equiv m_2/m_1$ is the ratio of masses of the binary components with individual masses m_1 and m_2 . In the circular orbit case, the gravitational wave emission is at a frequency $f_{\text{GW}} = 2/P_{\text{orb}}$ given by

$$f_{\text{GW}} = 3.5 \times 10^{-3} \text{ Hz} \left(\frac{m_{\text{tot}}}{0.9 m_{\odot}} \right)^{1/2} \left(\frac{a}{10^5 \text{ km}} \right)^{-3/2}, \quad (2)$$

where a is the semi-major distance of the orbit and time variation of this frequency is $\dot{f} = 96\pi^{8/3}/5m_c^{5/3} f^{11/3}$, where m_c is the chirp mass given by $m_c = (m_1 m_2)^{3/5} (m_1 + m_2)^{-1/5}$.

In general, with an orbital eccentricity, e , the gravitational wave emission is at all integer harmonics of the orbital frequency such that $f_{\text{GW}} = n/P_{\text{orb}}$, where $n > 2$. In this general case, the specific luminosity in gravitational waves can be written in terms of the circular luminosity, $L_{\text{GW}}^f = \sum_n L_{\text{GW}}^{\text{circ}} g(n, e) \delta(f - n/P_{\text{orb}})$, where $g(n, e)$ accounts for the luminosity distribution as a function of the orbital eccentricity and the harmonic number (see, Peters & Mathews 1963).

Here we attempt to calculate the background independent of population synthesis models. The basis for this calculation comes from the interpretation of LMXBs as accreting neutron stars from donor white dwarf stars (Bildsten & Deloye 2004). This interpretation is consistent with a variety of observational results and the association of LMXBs with millisecond pulsars (e.g., see Lorimer 2001 and references therein). We relate the accretion luminosity to the orbital

period and donor mass. The orbital period and donor mass distribution of NS-WD binaries, in each galaxy, then, follows from X-ray observations. We describe the X-ray luminosity function following the description given in Kim & Fabbiano (2004; also, Gilfanov 2004) and write

$$\frac{dN}{dL_x} = \begin{cases} AL_x^{-\alpha} & L_{\min} \leq L_x < L_{\text{cut}} \\ AL_x^{-\beta} & L_{\text{cut}} \leq L_x < L_{\max} \end{cases} \quad (3)$$

where α and β take numerical values of 1.8 ± 0.2 and 2.7 ± 0.5 when $L_{\text{cut}} = (4.8 \pm 1.2) \times 10^{38} \text{ ergs s}^{-1}$. The normalization constant A is set under the observationally derived result that the total X-ray luminosity, $L_x^{\text{tot}} \equiv \int L_x dN/dL_x dL_x$, scales with the stellar mass as determined by the K-band luminosity, L_K , of the galaxy such that when $L_{\min} = 10^{37} \text{ ergs s}^{-1}$, $L_x^{\text{tot}} = (0.20 \pm 0.08) \times 10^{30} (L_K/L_{K\odot}) \text{ ergs s}^{-1}$ where $L_{K\odot}$ corresponds to an absolute magnitude $M_{K\odot}$ of 3.33. Note that L_{cut} corresponds roughly to the Eddington limit of an accreting neutron star (Bildsten & Deloye 2004).

We extend the LMXB distribution to cosmological distances using the K-band luminosity function of field galaxies out to a z of 1.2 derived by Drory et al. (2003) using the Munich Near-Infrared Cluster Survey (MUNICS). Their results are summarized in the usual Schechter (1976) form for the luminosity function such that

$$\Phi(L_K) dL_K = \frac{\Phi_\star}{L_K^\star} \left(\frac{L_K}{L_K^\star} \right)^\gamma \exp \left(-\frac{L_K}{L_K^\star} \right) dL_K, \quad (4)$$

where γ is the faint-end slope of the luminosity function and Φ_\star is the normalization at the characteristic luminosity of L_K^\star , with the corresponding magnitude M_K^\star . The redshift evolution of the luminosity distribution is written as

$$\begin{aligned} \Phi_\star(z) &= \Phi_\star(0)(1 + \mu z) \\ M_K^\star(z) &= M_K^\star(0) + \nu z. \end{aligned} \quad (5)$$

We make use of the numerical values derived in Drory et al. (2003; see also, Kochanek et al. 2001) such that $\Phi_\star(z=0) = (1.16 \pm 0.10) \times 10^{-2} h^3 \text{ Mpc}^{-3}$, $M_\star(z=0) = -23.39 + 5 \log h \pm 0.05$, and $\gamma(z) = \gamma = -1.09 \pm 0.06$. To describe evolution, we use $\mu = -0.25 \pm 0.05$ and $\nu = -0.53 \pm 0.07$, as determined using maximum likelihood fits to the measured luminosity functions. All uncertainties here and in the LMXB X-ray luminosity function (equation 3) are 1σ errors and we use them to capture the extent to which the interacting NS-WD background is uncertain.

Given the comoving density of galaxies, as a function of the K-band luminosity, and the number-luminosity distribution of LMXBs in each of these galaxies, we calculate the specific flux received in gravitational waves today, at a gravitational-wave frequency of f_{GW} as

$$F_{f_{\text{GW}}} = \int dz \frac{dV}{dz} \int dL_K \Phi(L_K) \int dL_x \frac{dN}{dL_x} \frac{L_{\text{GW}}^f(L_x, z)(1+z)}{4\pi d_L^2(z)}, \quad (6)$$

where $L_{\text{GW}}^f(L_x, z)$ is the specific luminosity in gravitational waves for a binary with an accretion luminosity in X-rays, of L_x , at a redshift z . Since interacting binaries are likely to be synchronized by tides, we will make the assumption

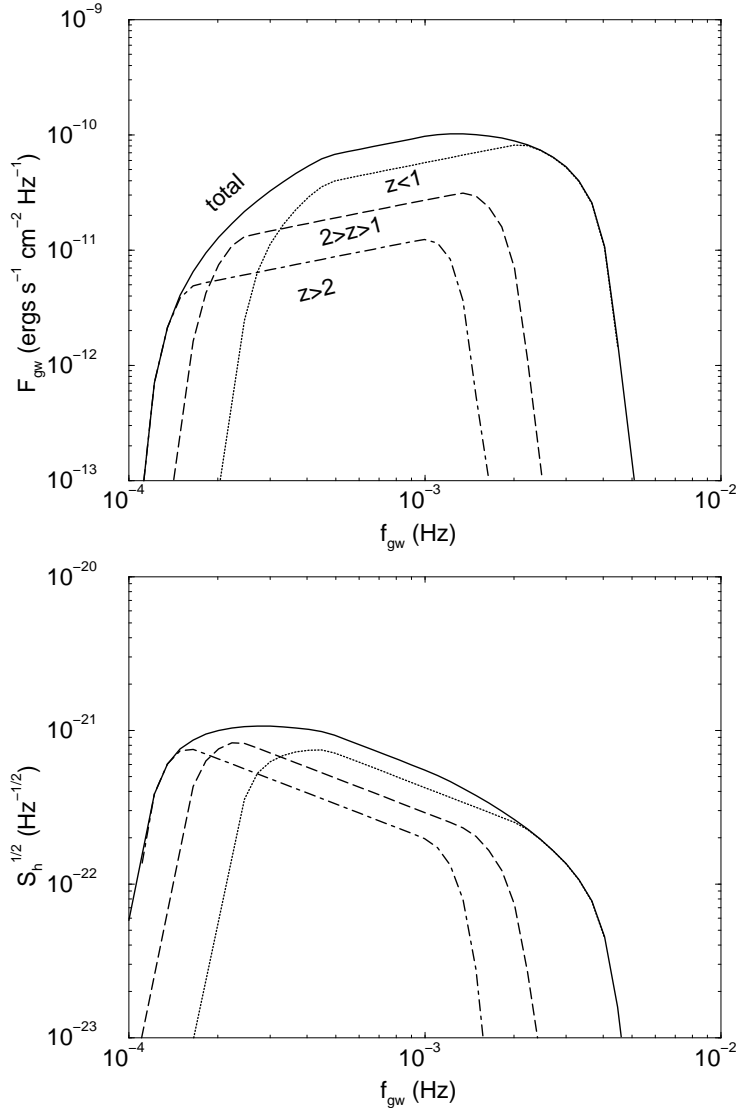


Figure 1. The gravitational background related to NS-WD binaries based on data related to LMXBs. The background is calculated for the fiducial parameters of the LMXB X-ray luminosity function, the K-band galaxy luminosity function, and the X-ray luminosity-secondary mass and period relations from the literature. The background is shown in terms of the specific flux, in units of $\text{ergs s}^{-1} \text{ cm}^{-2} \text{ Hz}^{-1}$ (top panel), and in terms of the spectral flux density, in units of $\text{Hz}^{-1/2}$ (bottom panel), as a function of the gravitational wave frequency. The total background signal is shown as a solid line, while, for reference, we also divide the contribution to redshift intervals of unity.

of circular orbits and set the eccentricity to zero. This is consistent with observationally determined small eccentricities for millisecond pulsars (see, Benacquista 2002), which have been suggested as the end point of LMXB evolution. The factor of $(1+z)$ in equation 6 captures the redshifting of the frequency, via $f_{\text{GW}}(z) = (1+z)f_{\text{GW}}(z=0)$ while $d_L(z) = (1+z)r(z)$ is the luminosity distance when $r(z)$ is the comoving radial distance. The comoving volume element is given by $dV = 4\pi r(z)^2 dr$.

As written in equation 6, the specific flux of the GW background formed by LMXBs can be calculated based on observationally determined parameters as long as one has a model for the GW emission from an individual binary. Here, following the interpretation by Bildsten & Deloye (2004), we assume that the LMXBs are ultra compact binaries composed of a neutron star, with a mass $1.4 m_{\odot}$, and a second component involving a He or C/O white dwarf. The results derived by Bildsten & Deloye (2004) can be analytically described as

$$\begin{aligned} P_{\text{orb}} &= (10.2 \pm 1.0) \text{mins.} \left(\frac{L_X}{10^{38} \text{ergs s}^{-1}} \right)^{-0.20 \pm 0.05} \\ m_2 &= (0.06 \pm 0.01) m_{\odot} \left(\frac{L_X}{10^{38} \text{ergs s}^{-1}} \right)^{0.21 \pm 0.05} \end{aligned} \quad (7)$$

in the range of $10^{37} \text{ ergs s}^{-1}$ to $10^{39} \text{ ergs s}^{-1}$ in the X-ray luminosity. The uncertainty here captures the range allowed by various donor types, such as He, C and O-type white dwarfs.

While the X-ray luminosity function of point sources has been explained based on interacting NS-WD systems, this assumption may have certain weaknesses that can affect conclusions related to our calculation. The explanation in Bildsten & Deloye (2004) applies strictly to point sources in elliptical galaxies while such sources have also been observed in all nearby galaxies. This modifies the overall normalization and, in the present calculation, we have allowed for such a possibility by not specifying galaxy types over which the background is calculated but by rather considering the total K-band luminosity function. If it turns out that the explanation, in fact, applies only to ellipticals and the X-ray point sources in other galaxies are not related to NS-WD systems, then we may have overestimated the background, though we do not expect this to be significant given other uncertainties in the calculation. More over, it is unlikely that the total X-ray luminosity function is due to NS-WD systems alone. For example, there is no clear explanation for point sources with luminosities above few times $10^{38} \text{ ergs s}^{-1}$, corresponding to the Eddington-limit for accreting neutron stars. As such sources are less in number when compared to those below the Eddington-limit, these high X-ray luminosity sources do not dominate the number counts in our calculation. While these and other minor issues (such as the uncertain WD type and secondary mass) may impact the present calculation, we believe it is equally or more powerful when compared to other techniques that have been so far used to estimate the gravitational wave background related to compact binaries. While we do not consider our estimates to be exact, considering all uncertainties, we believe our estimates to be accurate to a factor of a few, or at most, to a factor of ten.

3 RESULTS & DISCUSSION

The gravitational wave background calculated following the approach outlined above is shown in Fig. 1. While we normalize the X-ray luminosity function for LMXBs with $L_{\text{min}} = 10^{37} \text{ ergs s}^{-1}$, consistent with observational results,

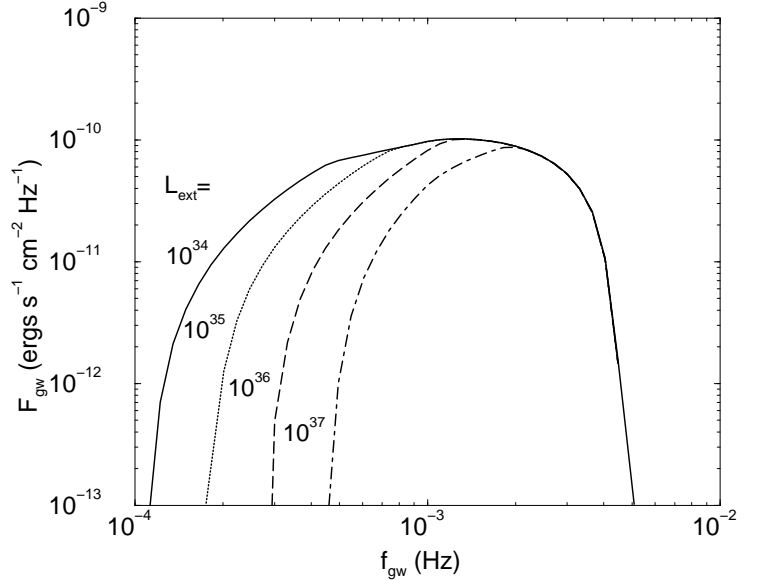


Figure 2. The gravitational background specific flux (in units of $\text{ergs s}^{-1} \text{cm}^{-2} \text{Hz}^{-1}$) related to NS-WD binaries as a function of the X-ray luminosity (L_{ext} in ergs s^{-1}) to which the binary X-ray luminosity function is extended. Here, we plot the background with $L_{\text{ext}} = 10^{34} \text{ ergs s}^{-1}$ (same as in Fig. 1 - solid line), $10^{35} \text{ ergs s}^{-1}$ (dotted line), $10^{36} \text{ ergs s}^{-1}$ (dashed line), and $10^{37} \text{ ergs s}^{-1}$ (dot-dashed line). The frequency dependence of the gravitational wave background, with varying minimum-extended luminosity, can be understood based on the fact that orbital period increases with decreasing X-ray luminosity such that with a higher cutoff, sources at lower frequencies disappear.

when calculating the background, we extend the luminosity function to a lower value of $L_{\text{ext}} = 10^{34} \text{ ergs s}^{-1}$ to account for both the low luminosity binaries detected in our galaxy and nearby galaxies (see, for e.g., Grimm et al. 2002; Gilfanov 2004), and binaries in quiescence (in Fig. 2, we vary this parameter). In Fig. 1, we plot the specific flux (in $\text{ergs s}^{-1} \text{cm}^{-2} \text{Hz}^{-1}$ (top panel) and in terms of the power spectral density $S_h(f)$ where $S_h = \frac{4G}{\pi c^3} \frac{F_{\text{GW}}}{f_{\text{GW}}^2}$; Following the standard practice, we plot, $S_h^{1/2}$, in units of $\text{Hz}^{-1/2}$.

In calculating the background, we make use of the fiducial parameters for the X-ray luminosity function, galaxy luminosity function and the period-mass relations in terms of the X-ray luminosity. In Fig. 1, we have divided the contribution to redshift intervals to show how the cosmological background evolves both in frequency and in amplitude. While the K-band luminosity function from Drory et al. (2003) is only out to a redshift of 1.2, we have allowed this function to scale out to a z of 3, with no changes to the evolution; this is a safe assumption for now, though, with an increase in large scale structure observations, one can be more certain on the fractional contribution to the gravitational wave background from the highest redshifts. In general, at frequencies around 10^{-3} the background is dominated by NS-WD binaries at redshifts less than unity.

The spectral shape of the background, as shown in Fig. 1, is generally consistent with simple expectations: Fol-

lowing equation 1, the gravitational wave luminosity scales as $L_{\text{GW}} \propto f^{10/3} m_c^{10/3}$, and for interacting binaries where the mass of the donor is much less than the accretor, $m_c \propto f^{3/5}$ (Farmer & Phinney 2003; but note the misprint there where this is stated as $m_c \propto f^{5/3}$), and $L_{\text{GW}} \propto f^{16/3}$. For the present class of sources where the period evolution is positive, ie. the period is increasing as the mass is transferred from less massive donor to the neutron star, the number of sources in each frequency bin roughly scales as $N(f) \propto \dot{f}^{-1} \propto m_c^{-5/3} f^{-11/3} \propto f^{-14/3}$. Since $F_{f_{\text{GW}}} \propto L_{\text{GW}} N(f)$, we find, $F_{f_{\text{GW}}} \propto f^{2/3}$. For $z < 1$, say, in the frequency range between 0.5 mHz and 2 mHz, we find the slope to be roughly 0.58, in rough agreement with the expected slope. At frequencies, below 0.5 mHz, the orbital periods are greater than an hour, and the accretion X-ray luminosity is less than 10^{34} ergs s^{-1} as binaries are no longer interacting; We underestimate the background at this end of the frequency range as X-ray observations do not capture the detached population. At frequencies above 5 mHz, the background drops due to a sharp reduction in binaries with accretion luminosities above the Eddington limit. Here, with an increase in the mass of the secondary donor, the number of binaries decreases. It is unlikely that we are underestimating the background at this top end of the frequency range since interacting binaries, mainly ones already seen as LMXBs, dominate out here.

In Fig. 2, in order to understand how the gravitational wave background depends on the X-ray luminosity to which the binaries are extended, L_{ext} , beyond the observed minimum of the X-ray luminosity function of $L_{\text{min}} = 10^{37}$ ergs s^{-1} , we plot the specific flux as a function of L_{ext} between 10^{34} and 10^{37} ergs s^{-1} . Note that in all of these cases, the total number of X-ray binaries, in each of the galaxies, is normalized by integrating the X-ray luminosity function down to a minimum luminosity of 10^{37} ergs s^{-1} , consistent with observed results. The difference between curves shown in Fig. 2 can be simply understood based on the fact that the orbital period is inversely correlated with the X-ray luminosity, such that with a higher cut off in the X-ray luminosity function one does not include binaries with larger orbital periods or lower frequencies than with a cut off at the low end. While luminosities of observed binaries extend down to 10^{37} ergs s^{-1} , it is unclear whether the X-ray luminosity function can be further extended. Expectations are such that at this low end of the luminosity range, binaries will become transient at some critical luminosity though whether this is at 10^{37} ergs s^{-1} or lower is yet to be determined precisely (Bildsten & Deloye 2004).

In Fig. 3, we summarize the NS-WD background with respect to the LISA noise. Here, we plot the gravitational wave amplitude h , which scales as $(f_{\text{GW}} S_h)^{1/2}$, and have scaled the background with an overall amplitude correction of $(f_{\text{GW}} \Delta T_{\text{obs}})^{-1/2}$ when accounting for the typical improvement in LISA noise for an observational duration of $\Delta T_{\text{obs}} = 1$ year. The LISA noise curve shown in Fig. 3 is for a signal-to-noise detection of unity and follows from Larson et al. (2002). For comparison, we also show the total background related to WDs (in orbit around other WDs or main sequence stars) as calculated by Farmer & Phinney (2003). To capture the uncertainty related to interacting NS-WD

binaries in X-ray data, we vary the background calculation using parameter estimate errors in the binary distribution. The shaded region in Fig. 3 shows the extent to which background varies with 1σ variations (but keeping L_{ext} fixed at 10^{34} ergs s^{-1}). The lower limit of this range should be considered as the absolute lower limit on the expected gravitational wave background from NS-WD binaries. This is several orders of magnitude below the LISA noise and the total WD-WD extragalactic background.

As noted before, however, we have underestimated the NS-WD background by not accounting for detached binaries. We include these binaries based on the observed orbital period distribution of ~ 80 NS-WD binaries, related to both pulsars and LMXBs, compiled from the literature from Lorimer (2001) and Banacquista (2002). We randomly draw from this sample to calculate the gravitational wave background of the Milky Way; While the period, and thus the secondary mass, distribution is established from known statistics, there is still a freedom with regards to the total number of NS-WD binaries or normalization of the distribution. Taking a conservative approach to purposely overestimate the background, we assume that the fractional number of NS-WD binaries in the Milky Way is roughly between 3 (pessimistic) and 300 (optimistic) times that of the number of LMXBs down to a X-ray luminosity of 10^{34} ergs s^{-1} (with 30 as the mid range). This results in a total number of 9000 binaries (900 to 90000 in the whole range) with periods between roughly 200 days and 11 mins, though we allow the distribution to expand at both ends beyond this range. We follow the same normalization procedure for each galaxy, so that the previous calculation related to LMXBs alone can easily be extended.

Note that our normalization, though has a large range, is consistent with numerical estimate in the literature based on observations (e.g., Lorimer 2001) as well population synthesis models (e.g., Nelemans et al. 2001). Our mid total number of ~ 9000 binaries suggests a birth rate of 10^{-6} yr^{-1} in agreement with estimated lifetimes, for LMXBs, of roughly 2.5×10^6 years. The implied merger rate, by rescaling numbers in population synthesis models of Nelemans et al. (2001) is again about 10^{-6} yr^{-1} or 1 Myr^{-1} . The 9000 number is also roughly consistent with the estimated number of NS-WD binaries, out to a distance of 3 kpc from the Sun, of 850 (Edward & Bailes 2001) if one assumes a galactic distribution with a density that scales as $\text{sech}(z/z_0)^2 \exp(-R/R_0)$ with $z_0 = 200$ pc and $R_0 = 2.5$ kpc. Note that the overall normalization is rather uncertain by at least to an order of magnitude.

In Fig. 3, we show the total estimated NS-WD background. Here, again, as in the case of LMXBs alone, we show a range of estimated backgrounds by varying the total normalization by a factor of 10 both higher and lower than the mean normalization. The estimated range suggests, however, that the total background is below that of the extragalactic WD-WD background by at least an order of magnitude. The background is also below the LISA noise level and is unlikely to be a major source of signal. Between 0.1 mHz and 10 mHz, we find that a spectral slope of ~ -0.8 , consistent with the expectation of $(f S_h)^{1/2} \propto f^{-2/3}$ when the

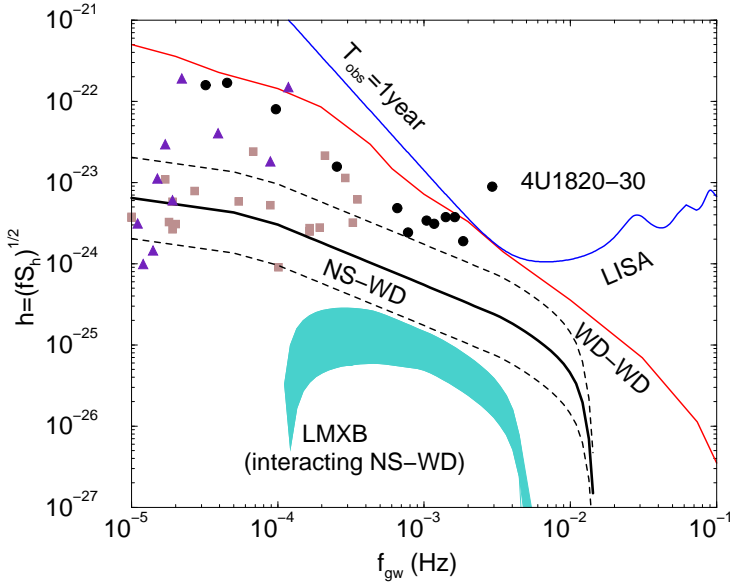


Figure 3. The gravitational wave background related to compact binaries. Here, we compare the background generated by NS-WD binaries with LISA noise and the total background from WD-WD binaries from Farmer & Phinney (2003). The shaded region related to interacting NS-WD background, based on LMXB data, captures the uncertainty associated with various parameters in the this calculation; One can safely consider the low end of this region as the absolute lower limit on the NS-WD background. Note that we have underestimated the total NS-WD background by only accounting for interacting binaries in the LMXB phase. We account for detached binaries based on observed binary properties of NS-WD binaries in the galaxy and based on an order of magnitude estimate for the normalization. This is rather uncertain, by at least a factor of 10, and we show the range implied with two dotted lines; the top-most dotted curve shows the highest allowed total extragalactic background for all NS-WD binaries. For comparison, we also plot the gravitational wave amplitude of several well known NS-WD binaries in our galaxy (in the case of binary millisecond pulsars, triangles show the field binaries while squares show those that are in globular clusters; circles show LMXBs in globular clusters with well measured orbital properties). Among these, 4U1820-30 is expected to be detected at a high signal-to-noise ratio by LISA. We estimate few more such sources may be detected in LISA data streams.

background is dominated by inspiralling detached binaries (Phinney 2001). In terms of the overall amplitude, our estimate for the total NS-WD background is roughly compatible with an estimate in the literature by Schneider et al. (2001), though, our calculation does not reproduce the exact shape of their result. Their calculation suggests a bump at the low frequency end, $\sim 10^{-5}$ Hz, of the spectrum (dominated by inspiral binaries), though we do not find such an apparent increase. A bump would require a substantial peak in the number of NS-WD binaries with periods around few hours, which is not observed (Willems & Kolb 2002).

Our estimate on the total NS-WD background is consistent with the order of magnitude estimate by Kim et al. (2004). There, the authors used statistics related to 3 binary pulsars that are expected to merge within the Hubble time.

The estimate in Kim et al (2004) is roughly an order of magnitude below the LISA noise and also below the extragalactic background related to WD-WD binaries. In comparison, the normalization related to NS-WD binaries is roughly consistent between these two studies (9000 here vs. a total of 10400 there), though the number density of galaxies in our calculation is lower (with $\phi_* = 0.01$ compared to 0.17). This difference, however, is absorbed by other uncertain parameters in our calculation.

While the extragalactic background may not be detected with LISA, the galactic population may be within its reach. In Fig. 3, we show the gravitational wave amplitude for the sample of known NS-WD binaries as used in describing the total background. Under the assumption that the primary mass is a neutron star with a mass of $1.4 m_\odot$ we calculate the amplitude of the gravitational wave as

$$h = 1.5 \times 10^{-21} \left(\frac{f_{\text{GW}}}{\text{mHz}} \right)^{2/3} \left(\frac{1 \text{ kpc}}{d} \right) \left(\frac{m_c}{m_\odot} \right)^{5/3}. \quad (8)$$

We also show the amplitude for a subsample of LMXBs with well measured periods. Currently, there are ~ 100 LMXBs known in the galaxy, while 13 are present in globular clusters (Benacquista 2002). Among the total sample of ~ 80 binaries, including binary millisecond pulsars, we find 4U1820-30 to be the only source that may be detectable with LISA. We can scale our results based on published estimates in the literature. With a merger rate of $1.4 \times 10^{-4} \text{ yr}^{-1}$ and a total number of NS-WD binaries 2.2×10^6 , Nelemans et al. (2001) found 38 resolved systems in LISA (at frequencies above $\sim \text{mHz}$), while a total of 124 were found to be detected over the whole frequency range when they also included the total galactic background at the low frequency end. Lowering these numbers to a merger rate of 10^{-6} yr^{-1} , we find 0.2 resolved systems and 1 detectable system. If we allow for the merger rate of 10^{-5} yr^{-1} as advocated by Kim et al. (2004), ~ 10 systems may be detected with LISA; it is unlikely that the number expected for LISA is substantially higher than this.

Assuming typical signal-to-noise levels of order 5, we find that the locations of these binaries will be determined by LISA to an accuracy of few degrees (Cooray et al. 2004). Since the binary population is overly represented in globular clusters, the counterparts may easily be determined by searching for periodic signatures, consistent with gravitational wave data, in globular clusters within the error boxes. The detectable NS-WD sample could potentially aid in understand the evolutionary properties of these binaries within our galaxy which, in return, could help to establish the exact background related to these binaries at cosmological distances. Another application of combined gravitational wave and electromagnetic radiation observations of such binaries include extracting of fundamental physical parameters such as the graviton mass as discussed in Cutler et al. (2002) with regards to the potential LISA observations of 4U1820-30 (also, Cooray & Seto 2004).

4 SUMMARY

Here, we discussed the stochastic background of gravitational waves from ultra compact neutron star-white dwarf (NS-WD) binaries at cosmological distances. The background is calculated by avoiding population synthesis approaches in the literature. We, however, make the assumption that accreting neutron stars and donor white dwarf stars form most of the low mass X-ray binaries (LMXBs); this assumption is consistent with a variety of observations that associate pulsars with LMXBs as well arguments based on binary evolution properties. Our calculation makes use of recent results related to the luminosity function determined from X-ray observations for such binaries.

The background is substantially lower; The calculation based on LMXBs, however, does not include the total population of NS-WD binaries as we neglect detached binaries that are not interacting as well as a large sample of binary millisecond pulsars. We extend our calculation to include such binaries based on the observed distribution of binary periods and secondary masses, though we have a large uncertainty with respect to an overall normalization. Even after allowing for a conservatively high number of detached NS-WD binaries, at frequencies between 10^{-5} Hz and 10^{-1} Hz, as relevant for the Laser Interferometer Space Antenna (LISA), we find that the NS-WD background is at least an order of magnitude below that due to extragalactic white dwarf-white dwarf binaries. The signal is, again, below the detectability level of LISA. While the extragalactic background is unlikely to be detectable, we suggest that a few galactic NS-WD binaries will be resolved with LISA in addition to the known source 4U1820-30.

Acknowledgments: We thank Alison Farmer for WD-WD background information and Naoki Seto for useful discussions. We also thank the referee, Vicky Kalogera, for useful comments and for correspondances regarding the Kim et al. (2004) paper. This work is supported by the Sherman Fairchild foundation and DOE DE-FG 03-92-ER40701.

REFERENCES

Belczynski K., Tamm R. E., 2004, ApJ, 603, 690
 Belczynski K., Kalogera V., Bulik T., 2002, ApJ, 572, 407
 Benacquista, M. 2002, Living Reviews in Relativity, 5, 2
 Bhattacharya D., van den Heuvel E. P. J., 1991, Phys. Rep., 203, 1
 Bildsten L., 2002, ApJ, 577, L27
 Bildsten L. Deloye C. J., 2004, ApJ in press (astro-ph/0404234)
 Cooray A., Farmer A. J., Seto N., 2004, ApJ, 601, L47 (astro-ph/0310889)
 Cooray A., Seto N., 2004, Phys. Rev. D. in press, arXiv:astro-ph/0311054
 Cornish N., Larson S. L., 2003, Classical Quantum Gravity, 20, S16
 Cutler C., Hiscock W. A., Larson S. L., 2002, Phys. Rev. D., 67, 024015
 Drory N., Bender R., Feulner G., Hopp U., Maraston C., Snigula J., Hill G. J. 2003, ApJ, 595, 698
 Edwards R. T., Bailes M., 2001, ApJ, 547, L37
 Farmer A. J., Phinney E. S., 2003, MNRAS, 346, 1197 (astro-ph/0304393)

Gilfanov M., 2004, MNRAS, 349, 146
 Grimm H.-J., Gilfanov M., Sunyaev R., 2002, A&A, 391, 923
 Haehnelt M. G., 1994, MNRAS, 269, 199
 Hils D., Bender P. L., Webbink R. F., 1990, ApJ, 360, 75
 Hiscock W. A., Larson S. L., Routzahn J. A., Kulick B. 2000, ApJ, 540, L5
 Hurley J. R., Tout C. A., Pols O. R., 2002, MNRAS, 329, 897
 Jaffe A. H., Backer D. C., 2003, ApJ, 583, 616
 Kim D.-W., Fabbiano G., 2004, ApJ submitted, astro-ph/0312104
 Kim C. L., Kalogera V., Lorimer D. R., White T., 2004, ApJ submitted (astro-ph/0402162)
 Kochanek C. S., Pahre M. A., Falco E. E. et al. 2001, ApJ, 560, 566
 Kosenko D. I., Postnov K. A., 1998, A&A, 336, 786
 Larson S., Hellings R. W., Hiscock W. A. 2002, Phys. Rev. D., 66, 062001
 Lorimer D. R., 2001, Living Reviews in Relativity, 4, 5
 Maggiore M., 2000, Phys. Rep., 331, 28
 Nelemans G., Yungelson L. R., Portegies Zwart S. F., 2001, A&A, 375, 890
 Peters P. C., Mathews J., 1963, Phys. Rev. 131, 435
 Phinney E. S., 2001, astro-ph/01080281
 Podsiadlowski Ph., Rappaport S., Pfahl E. D., 2002, ApJ, 565, 1107
 Portegies Zwart S. F., Yungelson L. R., 1998, A&A, 332, 173
 Schechter P., 1976, ApJ, 203, 297
 Schneider R., Ferrari V., Matarrese S., Portegies Zwart S. F., 2001, MNRAS, 324, 797
 Seto N., Cooray A., 2004, Phys. Rev. D. submitted (astro-ph/0403259)
 Ungarelli C., Vecchio A., 2001, Phys. Rev. D. 64, 121501
 Verbunt F., 1993, Ann. Rev. Astron. Astrophys., 31, 93
 Willems B., Kolb U. 2002, MNRAS, 337, 1004
 Wyithe J. S. B., Loeb A., 2003, ApJ, 590, 691