

# Do We Know of any Maunder Minimum Stars?<sup>1</sup>

J. T. Wright

*Department of Astronomy, University of California at Berkeley, 601 Campbell Hall, Berkeley, CA  
94720-3411*

`jtwright@astro.berkeley.edu`

## ABSTRACT

Most stars previously identified as Maunder minimum stars are old stars evolved off of the main sequence. Analysis of activity measurements from the California and Carnegie Planet Search program stars and Hipparcos parallaxes implies that the canonical age-chromospheric activity relation breaks down for stars older than  $\sim 6$  Gyr when activity is calculated from Mount Wilson S values. Stars only 1 magnitude above the main sequence exhibit significantly suppressed activity levels which have been mistaken for examples of Maunder minimum behavior.

*Subject headings:* Sun: activity, stars: activity, chromospheres, evolution

## 1. Introduction

Studies of the star formation history of the galaxy, searches for extrasolar planets, and studies of the Sun as a star often benefit from the ability to determine the age of sun-like stars. But, because stars change very little during their lifetime on the main sequence, determining their age is difficult. An important tool for making that determination is the simple, monotonic relation between age and chromospheric activity. As stars age, they lose angular momentum and have less magnetic activity on their surfaces. Magnetic fields lead to chromospheric heating, which is balanced by cooling in, among others, the Ca II H & K lines. The strength of these emission lines is thus an indicator of stellar age. Modulation of these lines reveals rotation (as active regions rotate into and out of view) and stellar activity cycles.

In 1966 Olin Wilson began a program to measure the strength of the Ca II H & K lines in 91 stars as a function of time. This program has been expanded over the years to include many more

stars on larger telescopes and better spectrometers (Vaughan, Preston, & Wilson 1978; Baliunas et al. 1995a). Since then, many other projects have measured activity levels in main sequence stars with different instruments and aims (e.g. Henry et al. 1996; Strassmeier et al. 2000; Tinney et al. 2002).

Today, the canonical age-chromospheric activity relation is that of Soderblom, Duncan, & Johnson (1991), as refined by Donahue (1993) and Baliunas et al. (1995b):

$$\log \text{Age/yr} = -0.0522R_5^3 + 0.4085R_5^2 - 1.334R_5 + 10.725 \quad (1)$$

where  $R_5 = R'_{\text{HK}} \times 10^5$  and  $R'_{\text{HK}}$  represents an activity level for a star averaged over many stellar activity cycles. Donahue (1998) provides an excellent discussion of this age-chromospheric activity relation, which describes a one-to-one relationship between activity and age.

Surveys of activity in sun-like stars provide an opportunity to get a global picture of the sun's activity history (e.g. Zhang et al. 1994; Lockwood et al. 1992). In particular, detecting states of extremely low activity in young stars analogous to the Maunder Minimum in the Sun has been of interest. For instance, Maunder minima have been examined as a probe of the nature of the solar dynamo (Saar & Baliunas 1992), and as they relate to changes in solar luminosity and assumptions in

---

<sup>1</sup>Based on observations obtained at the W. M. Keck Observatory, which is operated jointly by the University of California and the California Institute of Technology. The Keck Observatory was made possible by the generous financial support of the W.M. Keck Foundation.

climate models (Baliunas & Jastrow 1990).

Activity in evolved stars, measured by the Mount Wilson project as well as others (e.g. Strassmeier 1994; Dupree & Smith 1995), is also well-studied. do Nascimento et al. (2003) showed that evolved stars with  $B-V > 0.55$  have lower activity levels than their main sequence counterparts, leading to the possibility of confusion between slightly evolved stars and stars in a Maunder Minimum-like state.

## 2. Data

### 2.1. Activity measurements

This paper discusses data from four sources: the activity catalogs of the California & Carnegie Planet Search Program (Wright et al. 2004, henceforth WMBV), the Mount Wilson program (Duncan et al. 1991; Vaughan, Preston, & Wilson 1978), an activity survey for Project Phoenix (Henry et al. 1996), and the Hipparcos catalog (Perryman et al. 1997; Perryman & ESA 1997). To increase the confidence in the results here, only those WMBV stars with more than two Keck observations are used in this work.

The bulk of the  $\sim 1000$  stars in WMBV are currently being monitored for radial velocity variations and are typically bright, within two magnitudes of the main-sequence, and of spectral type F7 or later. The Mount Wilson project includes over 1000 stars of all spectral types and luminosity classes. The Project Phoenix catalog is the result of an activity survey of  $\sim 800$  bright southern stars originally selected as part of SETI. This work uses the combined data set of all of the samples in the Project Phoenix catalog. The Hipparcos catalog provides  $M_V$  and  $B-V$  for nearly all of the stars in the above catalogs.

Activity measurements in main sequence stars are usually presented as  $S$ -values or as  $R'_{\text{HK}}$ -values.  $S$  is essentially the equivalent width of the emission cores in the Ca II H & K lines. Typical  $S$ -values range with spectral type from  $\sim 0.1$  to 1.0 or more (for dMe stars).  $R'_{\text{HK}}$  is a measurement of the fraction of a star's total luminosity emitted in the Ca II H & K line cores, excluding the photospheric component which would be present in the absence of any chromospheric heating. Here, I have transformed the Mount Wilson catalog  $S$ -values to  $R'_{\text{HK}}$  according to the same prescription

used in Henry et al. (1996) and WMBV. A discussion of these quantities can be found in any of the references to activity catalogs listed above. Note that there is an error in equation 10 of WMBV: the left hand side should read “ $\log C_{\text{cf}}(B-V)$ ”.

### 2.2. Errors

Uncertainties in  $M_V$  and  $B-V$  are documented in the Hipparcos catalog. Typical errors for the kinds of stars considered here are  $0.001''$  in parallax and 0.01 magnitude in  $B-V$ . Uncertainty in  $R'_{\text{HK}}$  is more difficult to determine because many stars exhibit variable activity levels. In WMBV, for instance, the single-observation random error in the  $S$  index is estimated to be 6%, but comparison to Mount Wilson  $S$  values reveals a typical difference of 13%, probably because the measurements are not contemporaneous. A 6% uncertainty corresponds to a uncertainty of 0.025 in  $\log R'_{\text{HK}}$ .

## 3. Color-Magnitude Diagrams and the Main Sequence

### 3.1. Definition of the Main Sequence

The Hipparcos catalog allows one to determine an analytic expression for the locus in an H-R diagram of the average main sequence in the solar neighborhood. To determine this expression, I have used only stars in the Hipparcos catalog within 60 pc and with robust ( $4\sigma$ ) parallaxes.

Plotting this sample on a color-magnitude diagram, I fit a straight line to the main sequence by eye, then fit a second-order polynomial to those points within 1.3  $V$  magnitudes of this line. I then iteratively fit progressively higher-order polynomials to those points within a progressively smaller vertical distance of the previous fit. This rejection of points prevented evolved and pre-main sequence stars from contaminating the final fit.

This algorithm produced an eighth-order polynomial expression for  $M_V$  for the main sequence,  $M_{V,\text{MS}}(B-V) = \sum a_i(B-V)^i$ , with coefficients  $a = \{ 0.909, 6.258, -23.022, 125.5537, -321.1996, 485.5234, -452.3198, 249.6461, -73.57645, 8.8240 \}$ . This fit is shown in Figure 1.

Then, I define,

$$\Delta M_V = M_{V,\text{MS}}(B-V) - M_V \quad (2)$$

$\Delta M_V$  represents the height above the Hipparcos average main sequence for a star with color  $B-V$  and absolute magnitude  $M_V$ . With this definition, evolved stars and metal-rich stars have positive values of  $\Delta M_V$ .

Figure 2 shows the California & Carnegie Planet Search sample on a color-magnitude diagram with the Hipparcos average main sequence. Stars with  $\Delta M_V > 1$  are plotted with open symbols.

### 3.2. Effects of Evolution and Metallicity

There is a degeneracy between the effects of metallicity and evolution in a star’s position on a color-magnitude diagram: both evolution and enhanced metallicity place stars to the right of the main sequence. Based upon the theoretical isochrones of Girardi et al. (2002), I estimate that a star with  $[\text{Fe}/\text{H}] = +0.3$  will lie  $\sim 0.45$  magnitude above the main sequence of a solar-metallicity star, and a star with  $[\text{Fe}/\text{H}] = -0.3$  will lie  $\sim 0.45$  magnitude beneath it.

Stars evolve very slowly while they are on the main sequence, so  $\Delta M_V$  changes very little until a star begins to evolve toward the end of its lifetime. That means that the quantity  $\Delta M_V$  is insensitive to the age of main sequence stars since movement on a color-magnitude diagram during the main-sequence phase is small compared to changes in position with metallicity. Once a star is old enough to have undergone significant changes in its physical structure, however,  $\Delta M_V$  tracks age more sensitively. As stars of similar mass age and lose angular momentum, activity will decrease with  $\Delta M_V$ . Stars of different masses, however, will leave the main sequence at different ages, so for heterogeneous samples of stars  $\Delta M_V$  is a poor proxy for age without the benefit of accurate models and precise metallicities.

## 4. Maunder Minima, Age, and Evolution

### 4.1. Maunder Minimum Stars

Many surveys of stellar activity have noted the existence of a population of stars with very low activity. Baliunas & Jastrow (1990) noted that in the Mount Wilson survey some 30% of sun-like stars appeared to be in a states of low activity, dubbed “Maunder minima”, analogous to

the Maunder Minimum (distinguished by a capital  $M$ ) of the Sun in the 17th century. Saar & Baliunas (1992) revised this estimate to 10-15% and other authors have since reached similar conclusions with different data sets (Henry et al. 1996; Baliunas et al. 1995a; Saar 1998; Gray et al. 2003). Henry et al. (1996) divided their sample into four activity categories from “very active” stars, with  $\log R'_{\text{HK}} > -4.2$  to “very inactive” stars with  $\log R'_{\text{HK}} < -5.1$ , the latter of which they considered Maunder minimum candidates.

Baliunas & Jastrow (1990) suggested that the activity level of the sun during the Maunder Minimum corresponded to that of these low-activity stars,  $S = 0.145^1$ . Zhang et al. (1994) applied this value to an analysis of the effects of stellar activity on brightness and concluded that the Sun was 0.2–0.6% dimmer during the Maunder Minimum.

However, most Maunder minimum candidates were identified before the advent of accurate parallaxes from Hipparcos, making their evolutionary status difficult to assess accurately. Here I determine the evolutionary status of the Maunder minimum stars, showing that nearly all of these candidates are evolved or subgiant stars, not sun-like stars in a temporary state of very low activity. Figures 3 and 4 show the distribution of activity levels for stars in the WMBV and Mount Wilson catalogs. To derive  $\Delta M_V$  values for the Mount Wilson data, I applied the same methodology as in §3.1, using only stars with  $0.55 < B-V < 0.9$  and  $\Delta M_V < 4.5$  to match that of the majority of the stars in WMBV. The shaded regions represent stars for which  $\Delta M_V > 1$ , which is a conservative limit for identifying evolved stars which should exclude all but the most metal-rich main sequence stars. Clearly, the “very inactive” portion of the Mount Wilson sample is a population of evolved stars. This is also true of the sample of Henry et al. (1996) (see Figure 5).

Gray et al. (2003) identified nine Maunder minimum candidates with  $\log R'_{\text{HK}} < -5.1$  from their activity survey, although they qualified this classification as tentative. Three of these stars, HD 120066, HD 127334, and HD 195564, are likely subgiants, with  $\Delta M_V > 0.6$ . Four others, HD

<sup>1</sup> $S = 0.145$  for the Sun corresponds to  $\log R'_{\text{HK}} = -5.1$ . During a typical solar minimum,  $S_{\odot} = 0.165$ , corresponding to  $\log R'_{\text{HK}} = -4.97$ .

12051, HD 164922, HD57091, and HD 221354, have  $\Delta M_V > 0.2$  (according to their Hipparcos parallaxes) and  $[\text{Fe}/\text{H}] \leq 0$  (from Table 6 of Gray et al. (2003)) indicating that they are probably at least slightly evolved. The final two candidates, HD 65430 and HD 73667, are well observed in the WMBV catalog with  $\log R'_{\text{HK}}$  values of -5.01 and -4.96, respectively, which are at the bottom of the range of activity levels seen in here for unevolved stars and consistent with the sun at solar minimum.

Figure 6 shows all of the stars with  $0.4 < B - V < 0.9$  in the WMBV, Project Phoenix, and Mount Wilson catalogs with Hipparcos parallaxes, as well as the nine candidates from Gray et al. (2003), plotted on a color-magnitude diagram. Maunder minimum candidates from these works (those stars with  $\log R'_{\text{HK}} < 5.1$ ) are plotted with a larger symbol. In cases where the WMBV activity measurement differs from that of another catalog, and the WMBV measurement includes more than two Keck observations, the WMBV measurement is used.

Figure 6 shows that the majority of the stars with  $\log R'_{\text{HK}} < -5.1$  are actually evolved rather than main sequence stars. The few Maunder minimum candidates near the main sequence (boxed in Figure 6) are HD 233641 at  $B - V = 0.55$ , three of the Gray et al. (2003) Maunder minimum candidates (with  $B - V > 0.75$ ), and HD186427 at  $B - V = 0.66$ . HD 186427 is also on the Lowell Observatory SSS program, who report  $\log R'_{\text{HK}} \sim -5.02$  and a flat activity record (J. Hall 2004, private communication; (Hall & Lockwood 2004)). The inactive star at  $B - V = 0.73$  just below the main sequence is GJ 561, from the Mount Wilson catalog. The three low activity stars with  $M_V > 6$  have very negative  $\Delta M_V$ -values and so are extremely metal-poor. Their low  $R'_{\text{HK}}$ -values may be due to complications in extracting reliable activity measurements from such extremely metal-poor stars, since the shapes of the Ca II H & K absorption wings can change dramatically in such objects.

The conclusion that nearly all very inactive stars near the main sequence are in a state of low activity due to old age is surprising, since that possibility was considered and rejected by Henry et al. (1996), as well as by Saar (1998) in a subsequent analysis and other authors. Two of their

primary arguments are that *a*) the Sun entered its own Maunder Minimum and returned to a cyclic state, suggesting that some fraction of sun-like stars are in an analogous state and *b*) at least some of the ‘‘Maunder minimum’’ stars are young and unevolved (based on rotation periods and  $v \sin i$ ), suggesting that these low-activity states are not always induced by old age.

There is little doubt of the reality of the Sun’s Maunder Minimum (Eddy 1976), but the question of how to detect an analogous state in other sun-like stars is difficult. Since the lowest activity level observed for unambiguously main sequence stars in Figure 7 appears to be  $\log R'_{\text{HK}} \sim -5.0$ , this may represent the minimum level of activity in main sequence stars, not the lower value of Baliunas & Jastrow (1990). If so, then low activity alone is not a sufficient discriminant of a Maunder minimum state.

The six specific examples of young, chromospherically inactive stars cited in the above works are: HD 9562 by Baliunas et al. (1995a), HD 167215 and HD 101177 by Donahue (1998), HD 45067, HD 89744, and HD 178428 by Saar (1998). According to the analysis here (§3.1) five of these stars, HD 9562, HD 167215, HD 45067, HD 89744, and HD 178428 have  $\Delta M_V$  values of 1.5, 0.5, 1.4, 1.1, and 0.8 respectively, suggesting that they are evolved. That is, regardless of their age, these stars are not Maunder minimum stars because they are not on the main sequence. The  $\log R'_{\text{HK}}$  value of HD 101177 in WMBV is -4.95, suggesting that it may not be very inactive, at all.

## 4.2. The Age-Activity Relation

Figure 7 shows the activity levels of stars, expressed as  $\log R'_{\text{HK}}$ , in the WMBV sample as a function of  $\Delta M_V$ . This figure includes only stars for which more than two Keck observations exist and for which  $0.44 < B - V < 0.9$  (the color range where the transformation from  $S$  to  $R'_{\text{HK}}$  is calibrated.) Since  $\Delta M_V$  increases with  $[\text{Fe}/\text{H}]$ , the range of metallicity of the stars in this sample produces a range of  $\Delta M_V$ -values for stars of a given age and mass. On the top axis of Figure 7 is the age *implied* by Equation 1.

Stars with  $\Delta M_V \sim 0$  exhibit a variety of activity levels, as expected for stars with a variety of ages. Well above the Hipparcos average main

sequence ( $\Delta M_V > 1$ ), the bulk of the stars are evolved and exhibit activity levels below the minimum level of the main sequence stars.

Since stellar activity decreases roughly as the square root of the age of a star (Skumanich 1972), it is not surprising that evolved stars will show low activity levels. Figure 7 shows, however, that ages implied by the age-activity relation (Equation 1) are incorrect. In this plot there are virtually no stars below the main sequence with  $\log R'_{\text{HK}} < -5.0$ , which, according to Equation 1, corresponds to ages  $> 5.6$  Gyr. The WMBV sample includes many stars with metallicities less than solar, and since there are no selection criteria in this sample which select against old main sequence stars some of them must be older than 5.6 Gyr since the Galactic disk is older than that. Thus, the age-activity relation must fail for stars with  $\log R'_{\text{HK}} \lesssim -5.0$ .

One complication to consider is that stars evolve slightly during their main sequence lifetimes: according to the isochrones of Girardi et al. (2002), even after only 5.6 Gyr a solar mass star will evolve 0.2 magnitude above the ZAMS. At solar minimum the sun sits at  $\Delta M_V = 0, \log R'_{\text{HK}} = -4.97$ , and so as it ages it would not enter the region of Figure 7 devoid of stars even if the ages implied by Equation 1 were correct.

This, however, cannot explain the lack of stars in the region  $\log R'_{\text{HK}} < -5.0, \Delta M_V < 0$  because the WMBV sample is not composed entirely of solar mass, solar metallicity stars, as Figure 2 makes clear (for the Sun,  $B-V = 0.656$ ). Stars with  $M < M_\odot$  evolve more slowly than more massive stars, and so will have lower  $\Delta M_V$ -values than their solar-type counterparts of the same age. It is these less-massive stars' apparent absence from Figure 7, as well as the apparent absence of old stars with  $[\text{Fe}/\text{H}] < 0$ , which proves the breakdown of Equation 1.

Soderblom, Duncan, & Johnson (1991) conducted an analysis of the age-activity relation using slightly evolved F stars. The stars used in this calibration are somewhat bluer ( $B-V < 0.55$ ) than most of the stars in Figure 7, and generally have  $\log R'_{\text{HK}} > -5.0$ , although Hipparcos parallaxes confirm that these are indeed evolved stars. Since the WMBV sample has few stars with  $B-V < 0.55$  this implies that the relation-

ship between low activity and evolution demonstrated here may be not be valid for stars with  $B-V < 0.55$ . Indeed, do Nascimento et al. (2003) noted that such subgiants appear to have high Ca II H & K line core emission independent of their rotation, unlike subgiants with  $B-V > 0.55$ .

### 4.3. What is a Maunder minimum Star?

If we define a Maunder minimum star as a sun-like star which enters, from a cyclic activity state, a long period of inactivity, then most of the candidates identified in previous works are not Maunder minimum stars. These stars have  $R'_{\text{HK}}$  values levels common to stars above the main sequence and uncommon to stars on it, so cannot be said to be "sun-like" for this purpose. Thus, the fact that they compose roughly 10% of a stellar sample does not imply that the sun will spend roughly 10% of its time in a Maunder Minimum state.

If, however, the definition of a Maunder minimum state is not restricted to sun-like stars then the conclusions here weaken. While it seems likely that subgiant stars will be in a permanent state of inactivity, some do show chromospheric emission and some of the Maunder minimum candidate stars may be only temporarily inactive, possibly meeting this definition of a Maunder minimum star.

### 4.4. The Sources of Low Activity Measurements

Figure 7 shows a trend of decreasing activity with increasing height above the main sequence, and I have argued that stars with  $\log R'_{\text{HK}} < -5.1$  are evolved. While this by itself may explain the low activity of stars for which  $\Delta M_V > 1$ , there remains the possibility that the stars only slightly above the main sequence ( $0 < \Delta M_V < 1$ ) which show depressed activity ( $\log R'_{\text{HK}} < -5.0$ ) may simply be metal-rich, and not evolved at all. It may seem implausible that metallicity would be the source of suppressed activity measurements when evolution provides such a natural explanation, but there is some evidence that this is the case.

Figure 8 shows  $\log R'_{\text{HK}}$  vs.  $\Delta M_V$ , as Figure 7, but with a sample restricted to stars with  $0.8 < B-V < 0.9$ . These stars, as shown in Figure 6, are almost exclusively subgiants and

main-sequence stars with very few, if any, slightly evolved stars. This is because no main sequence stars with these colors in the galactic disk are old enough to have evolved off of the main sequence. Figure 8 shows a population of subgiants with  $\Delta M_V > 2$  which have very low activity levels. But even stars with  $\Delta M_V < 1$  show a lower envelope of  $R'_{\text{HK}}$ -values which decreases with  $\Delta M_V$ , despite the ostensible lack of significant evolution in this population. Since metallicity is presumably the source of the spread in  $\Delta M_V$  for stars with  $\Delta M_V < 1$ , this suggests that metallicity may play a role in decreasing Ca II H & K emission in these stars.

What is the source of the roughly linear decrease in  $R'_{\text{HK}}$  with increasing  $\Delta M_V$  on the left side of Figure 7? Rutten (1984) noted a weak gravity dependence for stars in this color range on the minimum Ca II H & K flux, which is consistent with the effect seen here. Schrijver, Dobson, & Radick (1989) note that the minimum Ca II H & K flux level has several sources: in addition to a basal chromospheric flux there is emission from the stellar photosphere in the line wings and core. The flux contribution from either of these components could be a function of gravity or metallicity.  $R'_{\text{HK}}$  ostensibly does not include any photospheric flux, since that component is subtracted out. But the methods used for this removal of the photospheric component by the catalogs used here did not include any corrections for gravity or metallicity. This means that any dependence in the photospheric flux on these quantities remain in the final  $R'_{\text{HK}}$ -value.

## 5. Future Work

Baliunas et al. (1995a) and Soderblom, Duncan, & Johnson (1991) revealed a wealth of information about the chromospheric behavior of late-type stars as a function of age. Now that the Hipparcos program has determined accurate parallaxes for many of these stars, these studies can be refined with evolution and gravity as additional parameters. For instance, Soderblom, Duncan, & Johnson (1991) included slightly evolved F dwarfs in their calibration of the age-activity relation and then applied the relation to the Mount Wilson survey data to determine the star formation history of nearby stars. This study needs to be expanded to

account for evolution and to include lower-mass, evolved stars.

In addition, accurate and homogeneous metallicities for stars (with careful attention paid to evolution and the effects of gravity on metallicity measurements) will allow for more precise age measurements and a more accurate age-activity relationship. A forthcoming work will present such abundance measurements for the Planet Search stars (Valenti & Fischer 2004).

HD 233641, HD 186427, GJ 561, and other very inactive stars need to be studied further to determine their metallicity, evolutionary, and activity status with more confidence. Establishing a firm lower boundary to the range of activities of unevolved stars will help to determine whether Maunder minima are extremely rare or are simply not indicated by low activity alone. Saar (1998) appropriately uses the term “flat-activity” to refer to stars which may be in a Maunder minimum, pointing out that a lack of activity variations may be an indicator of a Maunder minimum state.

## 6. Conclusions

As has been noted elsewhere (do Nascimento et al. 2003), evolved stars with  $0.55 < B-V < 0.9$  have lower levels of activity than main sequence stars. Slightly evolved stars, even those just a fraction of a magnitude above the main sequence, are no exception, and have been mistaken for sun-like stars in extraordinarily low states of activity. This has led to speculation that these stars are in states analogous to the Maunder Minimum of the Sun in the 17th century.

In fact, unevolved stars almost never have activity levels such that  $\log R'_{\text{HK}} \lesssim -5.1$ . This implies that if other stars do undergo Maunder minima of their own, then it is either a rare occurrence undetected in activity surveys or it is not necessarily indicated by the condition  $\log R'_{\text{HK}} \lesssim -5.1$ . Other tests, such as looking for a lack of activity variations or highly discrepant activity behavior among binary components, may prove more useful. To date, there is no unambiguous identification of another star in a Maunder minimum state.

The canonical calculation used to derive  $R'_{\text{HK}}$  from  $S$ -values may need to be revised to account for variations in gravity and metallicity when subtracting the photospheric component of emission

in the Ca II H & K line cores. Further, the age-activity relation derived from these  $R'_{\text{HK}}$  measurements and commonly used to derive stellar ages fails for stars with  $\log R'_{\text{HK}} < -5.0$ , and needs to be revisited.

I thank Geoff Marcy, John Johnson, Debra Fischer, and Steve Saar for their input in the writing of this paper. I am also indebted to Gibor Basri for illuminating discussions regarding the nature of low- $R'_{\text{HK}}$  stars.

I also wish to recognize and acknowledge the very significant cultural role and reverence that the summit of Mauna Kea has always had within the indigenous Hawaiian community. We are most fortunate to have the opportunity to conduct observations from this mountain.

This research has made use of the SIMBAD database, operated at CDS, Strasbourg, France, and of NASA's Astrophysics Data System Bibliographic Services, and is made possible by the generous support of Sun Microsystems, the NSF, and NASA through grant NAG5-12090.

## REFERENCES

- Baliunas, S. & Jastrow, R. 1990, *Nature*, 348, 520
- Baliunas, S. L. et al. 1995a, *ApJ*, 438, 269
- Baliunas, S. L., Donahue, R. A., Soon, W. H., Gilliland, R., & Soderblom, D. R. 1995b, *BAAS*, 27, 839
- do Nascimento, J. D., Canto Martins, B. L., Melo, C. H. F., Porto de Mello, G., & De Medeiros, J. R. 2003, *A&A*, 405, 723
- Donahue, R. A. 1993, Ph.D. thesis, New Mexico State University
- Donahue, R. A. 1998, *ASP Conf. Ser.* 154: *Cool Stars, Stellar Systems, and the Sun*, 10, 1235
- Duncan, D. K. et al. 1991, *ApJS*, 76, 383
- Dupree, A. K., Smith, G. H. 1994, *AJ*, 110, 405
- Eddy, J. A. 1976, *Science*, 192, 1189
- Giampapa, M. S., Worden, S. P., Schneeberger, T. J., & Cram, L. E. 1981, *ApJ*, 246, 502
- Girardi, L., Bertelli, G., Bressan, A., Chiosi, C., Groenewegen, M. A. T., Marigo, P., Salasnich, B., & Weiss, A. 2002, *A&A*, 391, 195
- Gray, R. O., Corbally, C. J., Garrison, R. F., McFadden, M. T., & Robinson, P. E. 2003, *AJ*, 126, 2048
- Hall, J. C. & Lockwood, G. W. 2004, *American Astronomical Society Meeting*, 204, 3.02
- Hartmann, L., Soderblom, D. R., Noyes, R. W., Burnham, N., & Vaughan, A. H. 1984, *ApJ*, 276, 254
- Henry, T. J., Soderblom, D. R., Donahue, R. A., & Baliunas, S. L. 1996, *AJ*, 111, 439
- Lockwood, G. W., Skiff, B. A., Baliunas, S. L., & Radick, R. R. 1992, *Nature*, 360, 653
- Noyes, R. W., Hartmann, L. W., Baliunas, S. L., Duncan, D. K., & Vaughan, A. H. 1984, *ApJ*, 279, 763
- Perryman, M. A. C. et al. 1997, *A&A*, 323, L49
- Perryman, M. A. C. & ESA 1997, *The Hipparcos and Tycho catalogues. Astrometric and photometric star catalogues derived from the ESA Hipparcos Space Astrometry Mission*, Publisher: Noordwijk, Netherlands: ESA Publications Division, 1997, Series: ESA SP Series vol no: 1200, ISBN: 9290923997 (set)
- Radick, R. R., Lockwood, G. W., Skiff, B. A., Baliunas, S. L. 1998 *ApJS*, 118, 239
- Rutten, R. G. M. 1984, *A&A*, 130, 353
- Saar, S. H. & Baliunas, S. L. 1992, *ASP Conf. Ser.* 27: *The Solar Cycle*, 150
- Saar, S. H. 1998, *ASP Conf. Ser.* 154: *Cool Stars, Stellar Systems, and the Sun*, 10, 211 6, 181
- Schrijver, C. J., Dobson, A. K., & Radick, R. R. 1989, *ApJ*, 341, 1035
- Skumanich, A. 1972, *ApJ*, 171, 565
- Soderblom, D. R., Duncan, D. K., & Johnson, D. R. H. 1991, *ApJ*, 375, 722
- Strassmeier, K. G. 1994, *A&AS*, 103, 413

Strassmeier, K., Washuettl, A., Granzer, T., Scheck, M., & Weber, M. 2000, *A&AS*, 142, 275

Tinney, C. G., McCarthy, C., Jones, H. R. A., Butler, R. P., Carter, B. D., Marcy, G. W., & Penny, A. J. 2002, *MNRAS*, 332, 759

Valenti, J. A. & Fischer, D. A. 2004, in prep.

Vaughan, A. H., Preston, G. W., & Wilson, O. C. 1978, *PASP*, 90, 267

White, O. R., Skumanich, A., Lean, J., Livingston, W. C., & Keil, S. L. 1992, *PASP*, 104, 1139

Wright, J. T., Marcy, G. W., Butler, R. P., & Vogt, S. S. 2004, *ApJS*, 152, 261

Zhang, Q., Soon, W. H., Baliunas, S. L., Lockwood, G. W., Skiff, B. A., & Radick, R. R. 1994, *ApJ*, 427, L111

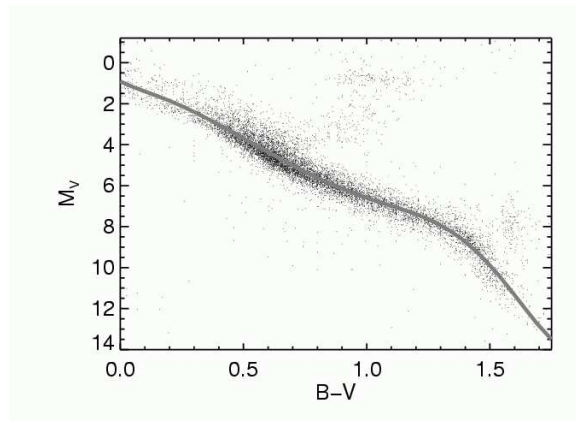


Fig. 1.— Polynomial fit to the Hipparcos average main sequence. Hipparcos stars within 60 pc were used for this fit, as described in Section 3.1.

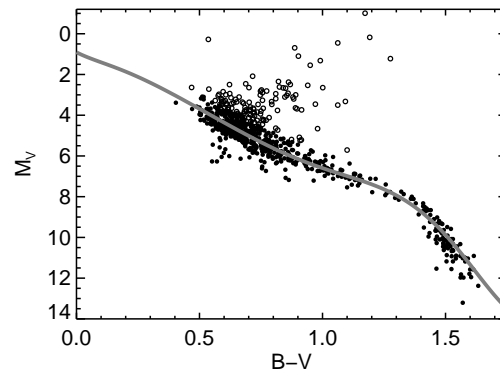


Fig. 2.— Hipparcos average main sequence from Figure 1 and stars from the California & Carnegie Planet Search.

---

This 2-column preprint was prepared with the AAS L<sup>A</sup>T<sub>E</sub>X macros v5.2.



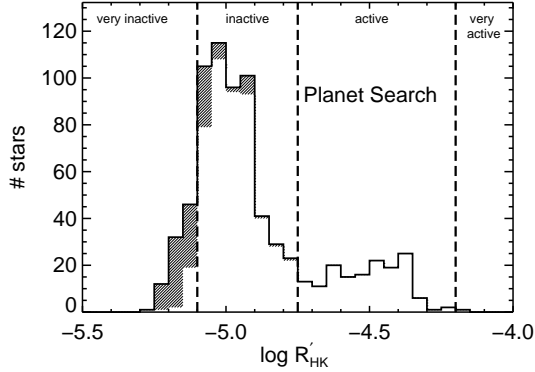


Fig. 3.— Histogram of activity levels of stars in WMBV. Shaded regions are stars for which  $\Delta M_V > 1$ , that is, unambiguously evolved stars. Plotted here are stars with Hipparcos parallaxes and  $0.55 < B - V < 0.9$ . Note that nearly all of the lowest-activity stars are subgiants and not main sequence stars in a Maunder minimum. The four activity regions are those of Henry et al. (1996).

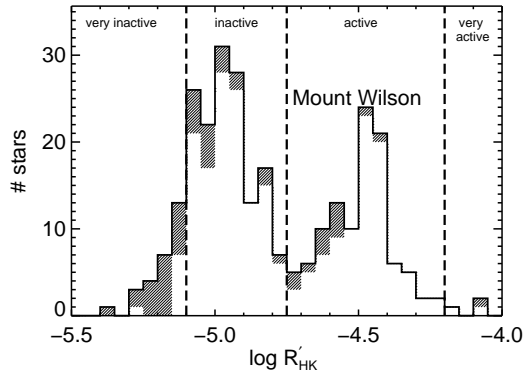


Fig. 4.— As Figure 3, but plotted here are stars with  $0.55 < B - V < 0.9$  in the Mount Wilson sample. Again, almost all of the “very inactive” stars have  $\Delta M_V > 1$ , and so are subgiants and not main sequence stars in a Maunder minimum.

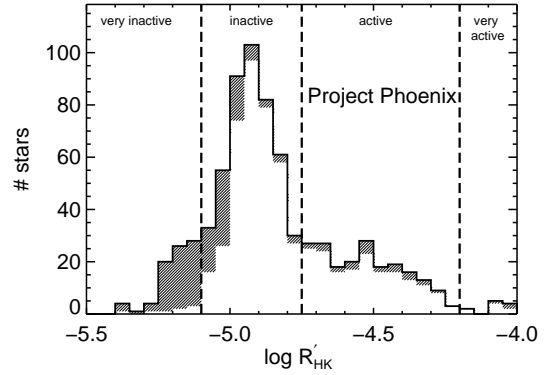


Fig. 5.— As Figure 3, but plotted here are stars in the sample of Henry et al. (1996) with  $0.55 < B - V < 0.9$ . Again, almost all of the “very inactive” stars have  $\Delta M_V > 1$ , and so are subgiants and not main sequence stars in a Maunder minimum.

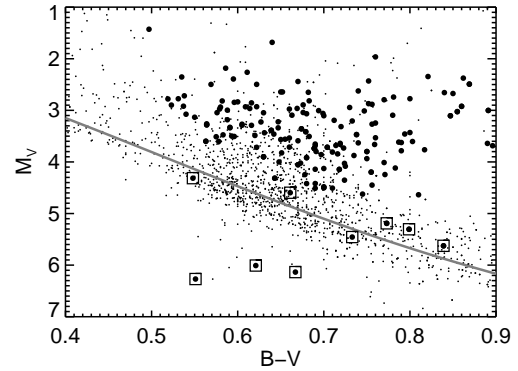


Fig. 6.— Color-magnitude diagram of the stars in the WMBV, Mount Wilson, and Project Phoenix surveys, as well as the Maunder minimum candidates of Gray et al. (2003). Stars with  $\log R'_{\text{HK}} < -5.1$  are plotted with larger symbols. These stars with  $\log R'_{\text{HK}} < -5.1$  have been identified in previous works as Maunder minimum candidates; it is clear that most of these stars are, in fact, evolved, and are not sun-like stars in extraordinary states of low activity. The boxed stars have  $\Delta M_V < 0.4$  and are described in the text. The grey line is the Hipparcos average main sequence.

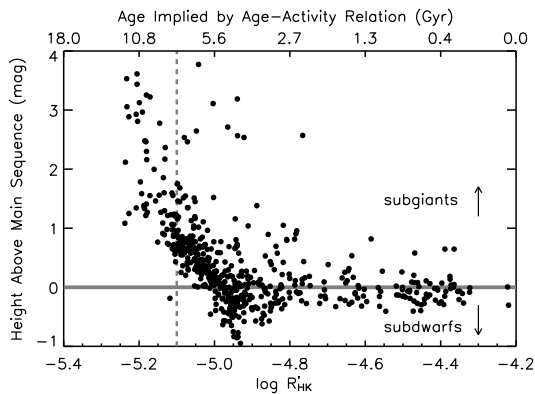


Fig. 7.—  $R'_{\text{HK}}$  vs.  $\Delta M_V$  for WMBV stars with  $0.44 < B - V < 0.9$  and more than two Keck observations. The top axis gives the ages implied (erroneously) by the age-activity relation. The vertical dashed line at  $\log R'_{\text{HK}} = -5.1$  marks the ostensible threshold for Maunder minimum behavior, and the vertical line marks the center of the average Hipparcos main sequence. Subdwarfs exhibit a variety of ages and activities, but according to the age-activity relation none of them is older than 5.6 Gyr, which cannot be correct. Well above the main sequence there is some contamination from metal-rich stars, but the lower envelope of the distribution there shows a clear trend of decreasing activity with evolution (or perhaps metallicity).

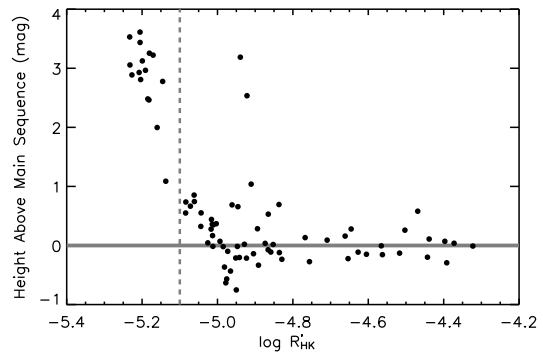


Fig. 8.— As Figure 7, but restricted to stars with  $0.8 < B - V < 0.9$ . As Figure 6 shows, this set of stars includes subgiants but very few, if any, slightly evolved stars, as shown by the lack of points between  $1 < \Delta M_V < 2$ . Despite this, for stars with  $\Delta M_V < 1$  and  $\log R'_{\text{HK}} < -5.0$  there still appears to be a trend of decreasing activity with increasing  $\Delta M_V$ , just as seen in Figure 7, suggesting that metallicity may be responsible for the decrease.