

THE DOUBLE-LINED SPECTRUM OF LBV 1806–20 *

DONALD F. FIGER¹, FRANCISCO NAJARRO², ROLF P. KUDRITZKI³*Draft version July 16, 2018*

ABSTRACT

Despite much theoretical and observational progress, there is no known firm upper limit to the masses of stars. Our understanding of the interplay between the immense radiation pressure produced by massive stars in formation and the opacity of infalling material is subject to theoretical uncertainties, and many observational claims of “the most massive star” have failed the singularity test. LBV 1806–20 is a particularly luminous object, $L \sim 10^6 L_\odot$, for which some have claimed very high mass estimates ($M_{\text{initial}} > 200 M_\odot$), based, in part, on its similarity to the Pistol Star. We present high-resolution near-infrared spectroscopy of LBV 1806–20, showing that it is possibly a binary system with components separated in velocity by $\sim 70 \text{ km s}^{-1}$. If correct, then this system is not the most massive star known, yet it is a massive binary system. We argue that a binary, or merged, system is more consistent with the ages of nearby stars in the LBV 1806–20 cluster. In addition, we find that the velocity of $V_{\text{LSR}} = 36 \text{ km s}^{-1}$ is consistent with a distance of 11.8 kpc, a luminosity of $10^{6.3} L_\odot$, and a system mass of $\sim 130 M_\odot$.

Subject headings: binaries: spectroscopic — stars: evolution — stars: early-type — stars: fundamental parameters — stars: individual (LBV1806-20) — infrared: stars

1. INTRODUCTION

Massive stars are key ingredients and probes of astrophysical phenomena on all size and distance scales, from individual star formation sites, such as Orion, to the early Universe during the age of reionization when the first stars were born. As ingredients, they control the dynamical and chemical evolution of their local environs and individual galaxies through their influence on the energetics and composition of the interstellar medium. They likely play an important role in the early evolution of the first galaxies, and there is evidence that they are the progenitors of the most energetic explosions in the Universe, seen as gamma ray bursts. As probes, they define the upper limits of the star formation process and their presence likely ends further formation of nearby lower mass stars. They are also prominent output products of galactic mergers, starburst galaxies, and AGN.

Despite their central role in these varied topics, there is no known firm upper limit to the maximum stellar mass. Such a basic quantity escapes both theory, because of the complex interplay between radiation pressure and opacity, and observation, because of incompleteness in surveying the Galaxy along the plane and the dearth of resolved starburst clusters with masses $> 10^4 M_\odot$. The most promising cases are made recently by Figer (2003) and Weidner & Kroupa (2004), who give observational

evidence for an upper mass cutoff of $\sim 150 M_\odot$ in the Arches cluster and R136, respectively. Finding even a single star with a mass significantly beyond this limit would single-handedly change our understanding of the maximum mass a star may have.

Of course, each “discovery of the most massive star” must face the crucial test of singularity. Some such claims have not passed this test, with subsequent observations revealing that the object is actually composed of multiple stars. For instance, Weigelt et al. (1991) find that R136 is actually a massive cluster of stars, rather than a supermassive single star with $M \sim 250\text{--}2,000 M_\odot$ (Feitzinger, Schlosser, Schmidt-Kaler, & Winkler 1980; Panagia, Tanzi, & Tarengi 1983). Likewise, Damiani et al. (2000) claim that η Car is binary, with present-day masses of $\sim 70 M_\odot$ and $\sim 30 M_\odot$, rather than a single star with $M \gtrsim 100 M_\odot$.

Some of the most massive single stars known are near the Galactic Center. Figer et al. (1998) identify the Pistol Star, in the Quintuplet Cluster, as one of the most massive known, with an initial mass of $\sim 200 M_\odot$, and show that the star is single based upon their Keck speckle data and spectra; the former reveal that the star is single down to a projected distance of 110 AU (14 mas), while the latter do not show an obviously composite spectrum. Figer et al. (1999a) identify a near-twin to the Pistol Star, FMM362, less than $2'$ from the Pistol Star, and Geballe et al. (2000) demonstrate that it had the same spectroscopic and photometric characteristics as the Pistol Star, at the time of the observations. Presumably, FMM362 is nearly as massive as the Pistol Star.

Kulkarni et al. (1995) identify a luminous source near the soft gamma ray repeater, SGR 1806–20. van Kerkwijk, Kulkarni, Matthews, & Neugebauer (1995) determine that this source has characteristics similar to Luminous Blue Variables (LBVs), i.e. it has $L \gtrsim 10^6 L_\odot$ and a K-band spectrum indicating a spectral type in the range O9–B2, leading them to propose that

*DATA PRESENTED HEREIN WERE OBTAINED AT THE W.M. KECK OBSERVATORY, WHICH IS OPERATED AS A SCIENTIFIC PARTNERSHIP AMONG THE CALIFORNIA INSTITUTE OF TECHNOLOGY, THE UNIVERSITY OF CALIFORNIA AND THE NATIONAL AERONAUTICS AND SPACE ADMINISTRATION. THE OBSERVATORY WAS MADE POSSIBLE BY THE GENEROUS FINANCIAL SUPPORT OF THE W.M. KECK FOUNDATION.

Electronic address: figer@stsci.edu

¹ Space Telescope Science Institute, 3700 San Martin Drive, Baltimore, MD 21218; figer@stsci.edu

² Instituto de Estructura de la Materia, CSIC, Serrano 121, 29006 Madrid, Spain

³ Institute for Astronomy, University of Hawaii, 2680 Woodlawn Drive, Honolulu, HI 96822

it is an LBV-candidate. Eikenberry et al. (2001, 2004) estimate the properties of the star, finding a luminosity, and thus mass, that is at least comparable to that of the Pistol Star. Eikenberry et al. (2004) obtained high resolution images at Palomar, showing that the star is single down to about 900 AU. Note that the putative binary components of η Car have a maximum separation of 30 AU (Damineli et al. 2000). So, it is possible that LBV 1806–20 is multiple, but it is certainly not a “cluster,” in the traditional sense. Even the most compact cluster in the Galaxy, the Arches cluster, has a half-light radius of $\sim 40,000$ AU (Figer et al. 1999b).

In this Letter, we present high-resolution near-infrared spectra of LBV 1806–20 showing that the helium absorption lines are double, suggesting that the star may be binary.

2. OBSERVATIONS AND DATA REDUCTION

The data were obtained at Keck on 22 June 2003, using NIRSPEC (McLean et al. 1998). LBV 1806–20 was observed at high resolution ($R \sim 26,500 = \lambda / \Delta \lambda_{\text{FWHM}}$) from $1.68 \mu\text{m}$ to $2.25 \mu\text{m}$ in three grating settings, and at low resolution ($R \sim 2,500$) from $2.7 \mu\text{m}$ to $4.2 \mu\text{m}$ in two grating settings. We obtained two exposures per grating setting, with the telescope nodded along the direction of the slit inbetween exposures. The exposure times were 200 seconds, 100 seconds, and 30 seconds, for the high resolution short-wavelength, long-wavelength, and low resolution pointings, respectively.

Quintuplet Star #3 (hereafter “Q3”), which is featureless in this spectral region (Figer et al. 1998, Figure 1), was observed as a telluric standard (Moneti et al. 1994). Arc lamps containing Ar, Ne, Kr, and Xe, were observed to set the wavelength scale. In addition, a continuum lamp was observed through an etalon filter in order to produce an accurate wavelength scale between arc lamp lines and sky lines (predominantly from OH). A quartz-tungsten-halogen lamp was observed to provide a “flat” image which was divided into the background-subtracted target images.

We subtracted background flux, dark current, and residual bias by differencing the nod pair frames, and we divided the result by the flat field frame in order to compensate for non-uniform response. We extracted spectra of the objects and applied a wavelength solution based upon the locations of arc lines. Finally, we divided the target spectra by the spectrum for Q3 in order to remove telluric effects. Note that we omitted this last step in the case of the spectra near $1.7 \mu\text{m}$ because Q3 is too faint at such short wavelengths. The final extracted spectra are shown in Figures 1, 2, 3, and 4. They have been individually shifted along the x-axis so that the spectral features are aligned with their vacuum wavelengths at rest.

3. DISCUSSION

3.1. Spectral Analysis

The spectra of LBV 1806–20 and the Pistol Star are virtually indistinguishable, except for the morphology of the Fe II and He I lines. The latter are generated in the photospheres and winds of LBVs and are invariably seen in absorption. In LBV 1806–20, the He I lines are obviously double, with a velocity separation of $72 \pm 3 \text{ km s}^{-1}$. The short-wavelength component of the $1.70 \mu\text{m}$ line has

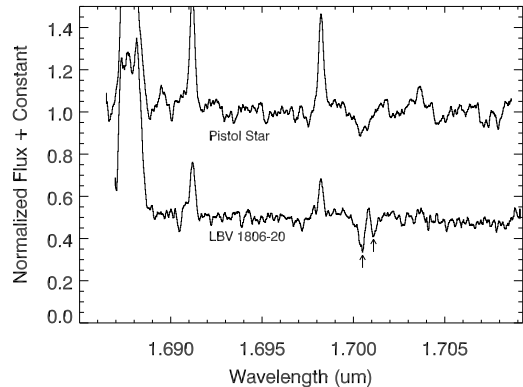


FIG. 1.— Spectra of the Pistol Star and LBV 1806–20 near the $1.70 \mu\text{m}$ He I transition. The feature in the spectrum for LBV 1806–20 is double (marked by arrows), with the blueward component having a P Cygni signature. The broad feature on the left at $1.688 \mu\text{m}$ is attributable to an Fe II transition. The two features at $1.691 \mu\text{m}$ and $1.698 \mu\text{m}$ are due to Si II. The weak absorption features near $1.6905 \mu\text{m}$ and $1.6960 \mu\text{m}$ are due to telluric absorption.

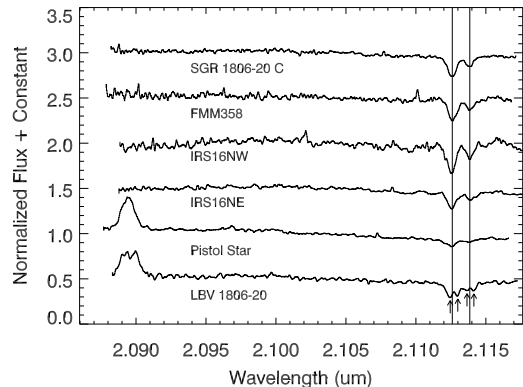


FIG. 2.— Spectra of massive stars near the $2.112/2.113 \mu\text{m}$ He I doublet. The Pistol Star, IRS16NE, and LBV 1806–20 are LBVs or LBV-candidates (Figer et al. 1998; Tamblyn et al. 1996; van Kerkwijk, Kulkarni, Matthews, & Neugebauer 1995), and the remaining stars are B-type supergiants (Figer et al. 1999a; Genzel et al. 1996). All the spectra show a single He I doublet near $2.1125 \mu\text{m}$, except that for LBV 1806–20, in which it is obviously double (marked by arrows). The broad feature near $2.089 \mu\text{m}$ is common to LBV spectra and corresponds to an Fe II transition.

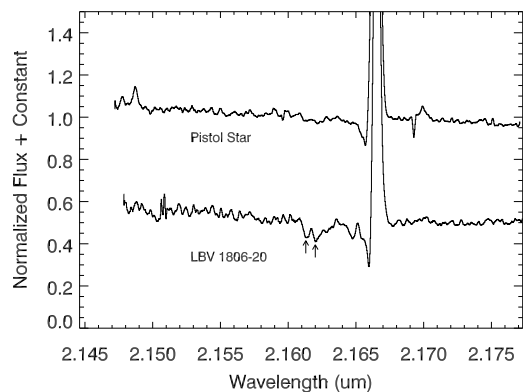


FIG. 3.— Spectra of the Pistol Star and LBV 1806–20 near the Brackett- γ line. The two absorption lines near $2.160 \mu\text{m}$ in the spectrum for LBV 1806–20 (marked by arrows) are due to two separate transitions of He I.

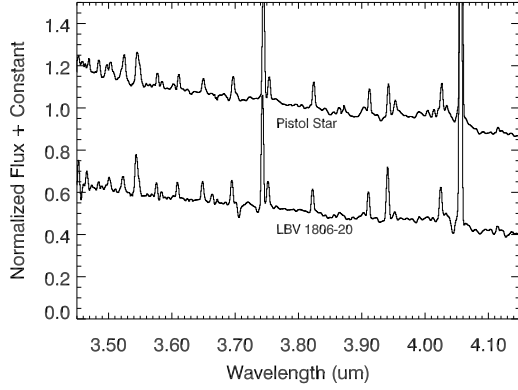


FIG. 4.— Spectra of the Pistol Star and LBV 1806–20 in the 3–4 μm region. Both spectra have a strong Brackett- α emission line near 4.05 μm , a Pfund- γ (H I 6-5) emission line near 3.74 μm , and a set of emission lines in the Humphreys series (H I n-6). Hydrogenic transitions of He I can be seen in absorption just shortward of the Brackett- α lines. The remaining lines are mostly due to Fe II.

a P Cygni signature, indicating that the star responsible for the bulk of the emission lines is blue-shifted with respect to the other star. Indeed, none of the emission lines are double, indicating that the red-shifted component likely has less luminosity and/or a thinner wind. The velocity separation between the two minima in the components is 106 km s^{-1} , larger than the separation of the components near 2.112 μm , as would be expected given the P Cygni nature of the profile in the blue component of the 1.700 μm line. The He I absorption component near 2.160 μm appears to be double (marked by arrows), with a separation of 99 km s^{-1} ; however, we believe the lines correspond to two expected He I lines with velocity separation of 83 km s^{-1} near that wavelength. Figure 4 does not appear to show any double absorption lines in the spectrum of LBV 1806–20, presumably due to the relatively low spectral resolution of the data (70 km s^{-1} corresponds roughly to 2 pixels in the low resolution mode). The absorption feature near 4.04 μm is likely due to a blend composed of a He I doublet ($5f^3F_o-4d^3D$ at 4.0377 μm and $5f^1F_o-4d^1D$ at 4.0409 μm). The He I absorption blend near 3.703 μm ($5d^3D-4p^3P_o$) has a FWHM of 183 km s^{-1} , compared to a FWHM of 152 km s^{-1} for the nearby Pfund- γ line at 3.74 μm .

The Fe II lines are broad in the spectra of both the Pistol star and LBV 1806–20, but they have multiple peaks in the latter. The 1.688 μm and 2.089 μm lines have nearly identical morphology, each with three peaks in similar intensity ratios and relative positions in the spectrum of LBV 1806–20. The Gaussian shape of the Fe II lines in the spectrum for the Pistol star is likely caused by recombination closer to photosphere, where the wind velocity has not reached its constant terminal value. In the spectrum for LBV 1806–20, the iron likely recombines further out in the wind so that emission is dominated by gas at the terminal velocity, thus causing the flat top shape of the emission line. This explanation for the variation in the Fe II line shapes in the two stars suggests that LBV 1806–20 has slightly higher ionizing radiation, consistent with the apparent P-Cygni nature of the blue component of the He I lines in the spectrum

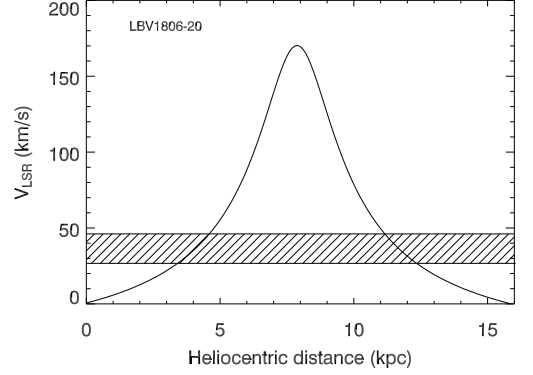


FIG. 5.— Galactic rotation curve toward the line of sight of LBV 1806–20 from Brand & Blitz (1993). The cross-hatched region corresponds to our estimate of the systemic velocity of LBV 1806–20 in the LSR frame. The error band limits are $\pm 10 \text{ km s}^{-1}$, where 6 km s^{-1} represents the measurement error, and 4 km s^{-1} allows for mass ratios between 1:1 and 1:1.5.

for that star.

Spectra of both stars have similar morphology in the H lines. However, the presence of deeper absorption features in the observed H lines of the LBV 1806–20, as well as their narrower nature, are consistent with underlying absorption H lines from the putative companion.

We estimate the line-of-sight velocity for LBV 1806–20 by comparing the vacuum wavelength of the He I line near 2.1125787 μm with its measured positions at 2.1125065 μm and 2.1130192 μm , as determined by fitting Gaussian profiles to the two absorption components. We adjust the velocity to the heliocentric frame by adding $+0.2 \text{ km s}^{-1}$ to the measured velocity to compensate for Earth motion at the time of observations. We add $+10 \pm 0.4 \text{ km s}^{-1}$ to this value in order to adjust the velocity to the local standard of rest frame (Dehnen & Binney 1998). Assuming a roughly equal mass binary, we average the velocities of the two absorption lines, to find a systemic velocity of $V_{\text{LSR}} = 36.4 \text{ km s}^{-1}$; note that a change in this assumption, to a mass ratio of 1:1.5, would only induce a change in our estimate of $\pm 4 \text{ km s}^{-1}$. Our estimate is similar to those we obtain for three nearby hot stars, for which $V_{\text{ave,LSR}} = 35.0 \pm 5.7 \text{ km s}^{-1}$ (see Figure 2). These velocities contrast with the value in Eikenberry et al. (2004) of $10 \pm 20 \text{ km s}^{-1}$.

The bulk velocity of the LBV 1806–20 cluster can be interpreted in the context of the Galactic rotation curve in Brand & Blitz (1993) in order to estimate its distance. We find a distance of 4.1 kpc or 11.8 kpc (see Figure 5). Only the high solution is consistent with a location beyond an NH_3 cloud at a distance of 5.7 kpc (Brand & Blitz 1993). This estimate is considerably less than the estimate in Eikenberry et al. (2004) of $15.1^{+1.8}_{-1.3} \text{ kpc}$.

3.2. Mass of LBV 1806–20

For the far distance estimate ($d \sim 11.8 \text{ kpc}$), and the photometry in Eikenberry et al. (2004), we find $M_K = -9.5 \pm 0.1$. It is difficult to convert this value into a luminosity estimate because the range of temperatures, and, therefore the K-band bolometric correction,

varies widely for LBVs (Blum, Depoy, & Sellgren 1995). However, if we use the BC_K for the Pistol Star from Figer et al. (1998), then we arrive at a luminosity of $10^{6.3} L_\odot$. Using Langer's stellar evolution models in Figer et al. (1998), we find an initial mass $\sim 130 M_\odot$ in the case that the object is a single star.

3.3. LBV 1806–20 as a Massive Binary

We suggest that the object is a massive binary, based upon the double lines in its spectrum. For a 1:1 mass system, the components have initial masses of $65 M_\odot$, assuming a mass-luminosity relation of $M \propto L^\alpha$, where $\alpha \sim 1$. Our present analysis is fairly insensitive to the mass ratio, a topic that we will revisit in a future study. By comparison, the initial masses of the components in η Car are $120 M_\odot$ and $40 M_\odot$ (Damineli, Conti, & Lopes 1997; Pittard & Corcoran 2002). Another massive binary system, WR20a, contains roughly equal mass components, each having $M \sim 70$ – $80 M_\odot$ (Rauw et al. 2004; Bonanos et al. 2004).

LBV 1806–20 is similar, in appearance, to a growing group of objects, i.e. the Pistol Star, FMM362, η Car, and others. Whether these objects are single or multiple, they all presumably have at least one evolved component that is massive ($\gtrsim 50 M_\odot$) and some are surrounded by circumstellar material produced by massive eruptions.

3.4. The Formation of the Most Massive Stars

Theoretical arguments suggest that stars with initial masses $\gtrsim 150 M_\odot$ have hydrogen-burning (main sequence) lifetimes of about $2 Myr$ (Bond, Arnett, & Carr 1984), and total lifetimes no more than $\sim 3 Myr$ (Meynet et al. 1994). If LBV 1806–20 is single, and it had an initial mass in this range, then it would necessarily be much younger than nearby Wolf-Rayet stars in the same cluster that are at least $3 Myr$ old (Meynet et al. 1994). Eikenberry et al. (2004) suggest that a supernova from a first generation of stars could have triggered the formation of LBV 1806–20, and perhaps other nearby stars. While this mechanism is often invoked to explain multi-generation star formation, it is not the only explanation in this case. Note that the LBVs in the Quint

uplet cluster should not live longer than $\sim 3 Myr$ old, whereas the other cluster members are $4 Myr$ old; however, in this case, the original natal cloud must have been strongly sheared by the tidal field in the Galactic center on time scales much less than $2 Myr$. A more general explanation for the age discrepancy in both the Quintuplet and in the LBV 1806–20 cluster might be that the most massive stars are binary systems of less massive stars (which can live longer), or that they were binary systems that recently merged (Figer & Kim 2002).

This proposition also resolves the problem of explaining why $200 M_\odot$ stars are observed in the Quintuplet cluster, whereas the upper mass cutoff to the initial mass function in the nearby Arches cluster is $\sim 150 M_\odot$ (Figer 2003). In fact, if single stars with masses of $\sim 100 M_\odot$ exist, then where are the binary systems with such stars? Certainly, some of the most massive stars exist in binary systems, as evidenced by the substantial binary fraction ($\sim 25\%$) in the WR catalogue (van der Hucht 2001). Perhaps we are witnessing the ancestors of such systems in these LBVs.

The evidence in this paper suggests that LBV 1806–20 may be binary, but we will continue to explore the possibility that the double-lined spectra could have an alternate explanation. For instance, perhaps the profile is a composite of an emission feature, generated by a disk or wind, at the systemic velocity and superposed on a photospheric absorption feature. In addition, we will refine the temperature, luminosity, and mass ratio estimates through a more detailed analysis, coupled with wind/atmosphere models Najarro, Figer & Kudritzki (2004). In addition, we have begun a spectroscopic monitoring program to detect changes that might indicate a binary nature for LBV 1806–20.

F. N. acknowledges grants AYA2003-02785-E and ESP2002-01627. We thank Keck staff members Randy Campbell and Grant Hill. We acknowledge useful discussions with Richard Larson, Stephen Eikenberry, and Augusto Damineli.

REFERENCES

- Blum, R. D., Depoy, D. L., & Sellgren, K. 1995, *ApJ*, 441, 603
 Bonanos, A. Z., et al. 2004, *ApJ*, submitted, ArXiv Astrophysics, astro-ph/0405338
 Bond, J. R., Arnett, W. D., & Carr, B. J. 1984, *ApJ*, 280, 825
 Brand, J. & Blitz, L. 1993, *A&A*, 275, 67
 Damineli, A., Kaufer, A., Wolf, B., Stahl, O., Lopes, D. F., & de Araújo, F. X. 2000, *ApJ*, 528, L101
 Damineli, A., Conti, P. S., & Lopes, D. F. 1997, *New Astronomy*, 2, 107
 Dehnen, W. & Binney, J. J. 1998, *MNRAS*, 298, 387
 Eikenberry, S. S., Garske, M. A., Hu, D., Jackson, M. A., Patel, S. G., Barry, D. J., Colonna, M. R., & Houck, J. R. 2001, *ApJ*, 563, L133
 Eikenberry, S. S. et al. 2004, *ApJ*, submitted, ArXiv Astrophysics e-prints, astro-ph/0404435
 Feitzinger, J. V., Schlosser, W., Schmidt-Kaler, T., & Winkler, C. 1980, *A&A*, 84, 50
 Figer, D. F. 2003, *IAU Symposium*, 212, 487
 Figer, D. F. & Kim, S. S. 2002, *ASP Conf. Ser.* 263, 287
 Figer, D. F., Kim, S. S., Morris, M., Serabyn, E., Rich, R. M., & McLean, I. S. 1999a, *ApJ*, 525, 750
 Figer, D. F., McLean, I. S., & Morris, M. 1999, *ApJ*, 514, 202
 Figer, D. F., Najarro, F., Morris, M., McLean, I. S., Geballe, T. R., Ghez, A. M., & Langer, N. 1998, *ApJ*, 506, 384
 Geballe, T. R., Figer, D. F., & Najarro, F. 2000, *ApJ*, 530, 97
 Genzel, R., Thatte, N., Krabbe, A., Kroker, H., & Tacconi-Garman, L. E. 1996, *ApJ*, 472, 153
 Kulkarni, S. R., Matthews, K., Neugebauer, G., Reid, I. N., van Kerkwijk, M. H., & Vasisht, G. 1995, *ApJ*, 440, L61
 McLean et al. 1998, *SPIE Vol.* 3354, 566
 Meynet, G., Maeder, A., Schaller, G., Schaerer, D., & Charbonnel, C. 1994, *A&A Supp.*, 103, 97
 Moneti, A., Glass, I. S. & Moorwood, A. F. M. 1994, *MNRAS*, 268, 194
 Najarro, F., Figer, D. F. & Kudritzki, R. P. 2004, in preparation
 Panagia, N., Tanzi, E. G., & Tarengi, M. 1983, *ApJ*, 272, 123
 Pittard, J. M. & Corcoran, M. F. 2002, *A&A*, 383, 636
 Rauw, G., et al. 2004, *A&A*, accepted, ArXiv Astrophysics, astro-ph/0404551
 Tamblyn, P., Reike, G., Hanson, M., Close, L., McCarthy, D., Reike, M. 1996, *ApJ*, 456, 206
 van der Hucht, K. A. 2001, *New Astronomy Review*, 45, 135
 van Kerkwijk, M. H., Kulkarni, S. R., Matthews, K., & Neugebauer, G. 1995, *ApJ*, 444, L33
 Weidner, C. & Kroupa, P. 2004, *MNRAS*, 348, 187

Weigelt, G. et al. 1991, ApJ, 378, L21