

Dynamics and Stellar Content of the Giant Southern Stream in M31.**II. Interpretation**

Andreea S. Font¹, Kathryn V. Johnston¹, Puragra Guhathakurta², Steven R. Majewski³, and
R. Michael Rich⁴

afont@astro.wesleyan.edu, kvj@astro.wesleyan.edu, raja@uclick.org,
srm4n@virginia.edu, rmr@astro.ucla.edu

ABSTRACT

We examine the nature of the progenitor of the giant stellar stream in M31 using as constraints new radial velocity measurements of stream red giant stars (presented in the companion paper by Guhathakurta et al. 2004) along with other M31 data sets available in the literature. We find the observations are best fit by orbits that are highly eccentric and close to edge-on, with apo- to peri-center ratios of order 15, and with apocenters at or only slightly beyond the southern edge of the current data. Among these orbits, we are able to find one that plausibly connects the stream with another low-surface-brightness feature of similar high metallicity (originally reported by Ferguson et al. 2002) to the east of M31's center. If this connection is real, then this eastern debris should lie well in front of M31 near the apocenter of the orbit. Both the width of the debris and velocity dispersion measurements imply a rough lower limit on the mass of the progenitor of $10^8 M_\odot$. We use this limit and our orbits to discuss which of M31's satellites could be plausibly associated with the stream. In addition, we predict that the velocity dispersion and width of the stream should increase beyond the southern edge of the current data around the apocenter of the orbit.

Subject headings: galaxies: M31 — galaxies: kinematics and dynamics — galaxies: simulations

¹Van Vleck Observatory, Wesleyan Univ., Middletown, CT 06459

²UCO/Lick Observatory, Dept. of Astronomy & Astrophysics, Univ. of California, Santa Cruz, CA 95064

³Dept. of Astronomy, Univ. of Virginia, Charlottesville, VA 22903

⁴Dept. of Physics & Astronomy, Univ. of California, Los Angeles, CA 90095

1. Introduction

The recently discovered giant stellar stream to the south of Andromeda (henceforth referred to as the ‘giant southern stream’) is thought to be debris from the (ongoing or past) disruption of a satellite dwarf galaxy (Ibata et al. 2001a; Ferguson et al. 2002). This finding has sparked a wealth of followup observations (McConnachie et al. 2003; Ibata et al. 2004), including those presented in the companion paper by Guhathakurta et al. (2004, hereafter Paper I), as well as speculations about possible associated objects (Merrett et al. 2003). Such extended debris is interesting because the dynamics are relatively simple to model (Tremaine 1993; Johnston 1998; Helmi & White 1999): The stars in debris streams are dissipationless, so the essential ingredient of these models is simply phase-mixing along a single orbit. As a consequence, streams offer a potential goldmine of information about their origins, with constraints on the orbit, mass, and time since disruption of the progenitor object buried in the morphology and kinematics of the debris (see Johnston et al. 1999, for a general discussion of interpreting streams around external galaxies).

The best studied example of satellite disruption is the Sagittarius dwarf galaxy (discovered by Ibata, Gilmore, & Irwin 1994), a satellite of our own Milky Way galaxy (see Majewski et al. 2003, for a review of observational work). Models for the Sagittarius dwarf’s debris have not only told us about its own history (e.g., Johnston, Spergel, & Hernquist 1995; Velázquez & White 1995; Ibata & Lewis 1998; Law, Johnston, & Majewski 2004), but also offered insights into the shape of the Milky Way’s potential (Ibata et al. 2001b; Johnston, Law, & Majewski 2004). Information extracted from debris around other galaxies is in general much more limited because the data sets are usually restricted to surface photometry, with no feasible way to measure distance or velocity variations. The M31 stream is the first example of debris around another galaxy that can be studied in more detail because it is close enough that the individual giant stars can be resolved, distances estimated from the tip of the red giant branch (McConnachie et al. 2003), and velocities obtained from spectra (Paper I; Ibata et al. 2004). Such studies have already led to specific estimates of the orbit of the progenitor, and limits on M31’s mass (Ibata et al. 2004). A more detailed investigation of the nature of the progenitor is now possible with recently acquired data on the width and the velocity dispersion of the stream.

In this paper, we revisit the constraints on the orbit of the progenitor (§ 2), estimate what limits can be placed on its mass (§ 3), and which objects (and other low-surface-brightness features) could be plausibly associated with the stream, given these estimates (§ 4). We summarize our conclusions in § 5.

Table 1: Positional, line-of-sight distance, and radial velocity data (with respect to M31) for fields along the giant southern stream and satellite galaxies. A colon indicates an uncertain measurement, and an ellipsis indicates missing data. The positions and line-of-sight distances for fields ‘1’–‘13’ are from McConnachie et al. (2003) and the radial velocities for fields ‘1’, ‘2’, ‘6’, and ‘8’ are from Lewis et al. (2004) and Ibata et al. (2004). The radial velocity for the field ‘a3’ is from our data (see Paper I); for the distance to this field, an intermediate value between fields ‘4’ and ‘5’ is adopted (see text for details). The data for the satellites M32 and NGC 205 are from Mateo (1998); the data for And VIII are given by Morrison et al. (2003). A distance of 780 kpc is adopted for M31 as in McConnachie et al. (2003) for consistency with the distance determinations of their stream fields.

Field/Name	ξ (deg)	η (deg)	d (kpc)	v_{rad} (with respect to M31) (km s ^{−1})
a3	+1.077	−2.021	850:	−158
1	+2.015	−3.965	886	0:
2	+1.745	−3.525	877	−50:
3	+1.483	−3.087	860	...
4	+1.226	−2.653	855	...
5	+0.969	−2.264	840	...
6	+0.717	−1.768	836	−180:
7	+0.467	−1.327	829	...
8	+0.219	−0.886	780	−300:
12	−0.731	+0.891	739	...
13	−0.963	+1.342	758	...
M31	0.0	0.0	780	0
M32	0.0	−0.4	780	+100
NGC 205	−0.5	+0.4	830	+55
And VIII	0–1	−0.5	...	−204

2. Constraints on the Orbit

2.1. Observational Constraints

The available spatial and velocity information on the giant southern stream and satellites of M31 are discussed in this section and summarized in Table 1. In the following section, these data are

used to set up the initial conditions and to serve as additional constraints for our orbit integration.

Our own observations (Paper I) provide two important constraints on the orbit of the giant southern stream:

- (1) The mean radial velocity in the field ‘a3’ is -458 km s^{-1} relative to the Sun which translates to $v_{\text{rad}} - 158 \text{ km s}^{-1}$ with respect to M31.
- (2) The position-velocity data provide a measure of the velocity gradients both along the stream and perpendicular to it: $dv/dr_{\parallel} \sim -0.5 \text{ km s}^{-1} \text{ arcmin}^{-1}$ and $dv/dr_{\perp} \sim +0.6 \text{ km s}^{-1} \text{ arcmin}^{-1}$, respectively. There is considerable uncertainty, however, in the determination of these slopes due to possible confusion between stream stars and those in the smooth M31 halo as well as small number statistics.

Our data are complemented with information from a few other studies:

- (1) McConnachie et al. (2003) have estimated line-of-sight distances as a function of sky position for several fields along the giant southern stream. These imply that the stream sweeps from over 100 kpc behind M31 at the point furthest from the disk in the south (‘field 1’) to 30 kpc in front of the disk in the north (field ‘13’—see Table 1 for a summary).
- (2) Lewis et al. (2004) and Ibata et al. (2004) find that the southernmost tip of the stream is nearly at rest with respect to M31 (i.e., moving at the systemic velocity of M31), whereas the stream in the vicinity of the disk reaches a radial velocity of about -300 km s^{-1} with respect to M31. This difference of about 165 km s^{-1} in radial velocity between fields ‘1’ and ‘6’, subtending about 3° across the southern part of the stream (see Fig. 1 of Ibata et al. 2004), implies a velocity gradient of $dv/dr_{\parallel} \simeq -0.9 \text{ km s}^{-1} \text{ arcmin}^{-1}$, in rough agreement with the observed value within our field ‘a3’ (see Fig. 8 of Paper I).

Figure 1 illustrates the positional data of the giant southern stream fields and of M31’s satellite galaxies. The spatial and velocity information together offer a general picture of the dynamics of the stream. The southern part of the stream is located behind the disk (as seen from our location) and is travelling generally towards M31 along almost a straight line path, with an inclination of about 60° with respect to the line of sight (McConnachie et al. 2003)—this implies that the orbital plane must be inclined by at least $i = 30^\circ$ to the plane of the sky and cannot be face on.

Indeed, the linearity of the stream in the sky and its proximity to the center of M31 in field ‘8’ suggests that the inclination of the orbital plane is closer to $i = 90^\circ$ (i.e., edge on) since any curvature of the orbit would otherwise be apparent. In addition, the strong velocity and distance gradients along the stream and the large range in measured separations from M31 along the stream indicate that the orbit is eccentric. Lastly, the linearity of the stream suggests that its orientation in space corresponds to the direction of motion, with negligible motion perpendicular to it. Hence,

the full space velocity relative to M31 can be estimated at each point along the observed stream to be of order $v_{\text{rad}}/\cos(60^\circ) = 2v_{\text{rad}}$. Since the southernmost part of the stream has a radial velocity close to zero with respect to M31, this would imply that this location is near or even coincides with the apocenter of the orbit.

In addition to the above data, there are two other “features” that stand out in the star-count and metallicity maps:

- (1) A high density stellar feature observed near the northeastern end of the disk major axis (Ferguson et al. 2002), also known as the “northern spur”. Its metallicity is higher than that of the disk and the neighboring halo. The origin of this feature is still unknown. It has been hypothesized to be either part of the giant southern stream or an extension of the disk (Ferguson et al. 2002; Merrett et al. 2003). In the latter case, this would imply a very significant warp of the disk.
- (2) The high metallicity feature noted by Ferguson et al. (2002) immediately to the south of the northeastern half of the disk. Surprisingly, the metallicity of this feature is comparable to that of the giant southern stream and even higher than that of the northern spur (see Fig. 5 of Ferguson et al. 2002). Since it lies more or less east of M31’s center, we refer to it as the “eastern high-metallicity feature”.

The peculiarities of these two features raise the question of whether they may be related to the orbit of the giant southern stream. Unfortunately, no distance or velocity measurements are available yet for either of these features and they are therefore not included as constraints in the orbit integrations. However, their possible connection with the stream, as inferred from our orbit integrations, is discussed later in the paper (§ 2.3).

2.2. Test Particle Orbits

We now integrate test particle orbits in a static M31 potential in order to find the general characteristics of those that could be consistent with the data summarized in Table 1. Given the limited set of observational constraints on the giant southern stream, we adopt a relatively simple form for the potential:

$$\Phi(r) = v_{\text{circ}}^2 \log(r) \quad , \quad (1)$$

where r is the distance from the center of the galaxy and $v_{\text{circ}} = 250 \text{ km s}^{-1}$ is the circular velocity. This relation assumes that there is no flattening of the potential. Present observational data are insufficient to probe the extent to which the halo is flattened. However, given that the stream data are confined to less than one orbital period, we expect the effects of weak or moderate flattening to be minimal (see also Merrett et al. 2003). The resulting rotation curve based on equation (1) is consistent with that inferred from observations of M31 (e.g., Kent 1989) and with the recent global

mass constraint derived by Ibata et al. (2004). Coordinates (x, y) in the plane of the sky [aligned with angular coordinates (ξ, η)] and z along the line of sight are used throughout the remainder of this paper.

We integrate our orbits backwards and forwards from field ‘5’ in the center of the giant southern stream, holding the (x, y, z) position and line-of-sight velocity, $v_z = -158 \text{ km s}^{-1}$, fixed while the other two velocity components, v_x and v_y , are treated as free parameters. (Field ‘5’ is simply assigned the velocity found in our neighboring field ‘a3’ due both to their proximity to each other, and because Fig. 8 of Paper I shows that a strong gradient in the direction perpendicular to the stream, dv/dr_\perp , can be ruled out.)

Figure 2 shows an example of an orbit that provides a reasonable fit to the data on line-of-sight distances, mean radial velocities, and velocity gradient along the giant southern stream. For this orbit, the initial velocities in the plane of the sky are $v_x = -80 \text{ km s}^{-1}$ and $v_y = +132 \text{ km s}^{-1}$. The top and middle panels show the (x, y) and (x, z) projections of the stream data and this orbit; the bottom panel shows the radial velocity v_z along the orbit compared with the observed values in fields ‘1’, ‘2’, ‘a3’, ‘6’, and ‘8’, as well as the data on M31 satellite galaxies. Figure 3 illustrates the three-dimensional (x, y, z) positions of the stream fields and the orbit. Not surprisingly, this orbit is similar to one of the orbits presented by Lewis et al. (2004) and Ibata et al. (2004).

Note, we give more weight in our fit to radial velocities than to line-of-sight distances because the latter are more susceptible to systematic errors—e.g., contamination of the tip of the red giant branch region by intermediate-age asymptotic giant branch stars, metallicity effects, etc.. The uncertainty in *relative* distance between M31 and the stream fields may be larger than the 20 kpc distance error quoted by McConnachie et al. (2003) because of differences between the stellar populations of the stream and the central region of the galaxy. Finally, field ‘8’ has the weakest contrast of the stream against the main body of M31 and this may be problematic for both distance and radial velocity measurements (e.g., see Fig. 1 of Ibata et al. 2004).

2.3. Implications

Several orbits provide good fits to the data, a reflection of the limited nature of the observational constraints. We found orbits with a small range of inclinations $i = 80^\circ\text{--}90^\circ$ that fit the giant southern stream data well. All orbits that fit the data share the common characteristics of a fairly high eccentricity and approximately the same apocenter. These are a consequence of the imposed constraints on the orbit: The measurement of zero velocity (relative to M31) at the southern end of the stream (field ‘1’), coupled with the large range in line-of-sight distances which tells us that the orbit is inclined, imply that field ‘1’ must be near apocenter. This working hypothesis is capable of being further verified or falsified by observations: If it holds true, then the stream, as seen in projection, should turn around on itself at or slightly beyond field ‘1’.

Given the spatial and velocity constraints imposed by the data, we also conclude that:

- (1) It is generally difficult to fit the northern part of the stream (i.e., fields ‘12’ and ‘13’). In order to fit these fields one needs a large initial velocity; however, this would increase the eccentricity and apocenter radius of the orbit rendering it inconsistent with the zero line-of-sight velocity measured in field ‘1’.
- (2) It is also difficult to obtain an orbit that passes close to the northern spur feature and we conclude that this is unlikely to be associated with the giant southern stream. (Note that before full spatial data and any radial velocity were available, Merrett et al. (2003) proposed an orbit that appears to match both the stream and the northern spur. This orbit can now be ruled out since it has a turning point around field ‘6’. This implies a close to zero line-of-sight velocity relative to M31, which is inconsistent with the current measurements in adjacent fields, and a turning point in the stream itself much closer to M31 than the current detections in field ‘1’.)

Among all orbits that fit the data, the orbit in Figures 2–3 (with $i = 80^\circ$) was chosen as an illustration because it also coincides, at least in projection, with the eastern high-metallicity feature. This feature, located at $\xi \sim 2^\circ$, $\eta \sim 0^\circ$ in Fig. 5 of Ferguson et al. (2002), falls roughly at one of the turning points of our orbit. If the eastern high-metallicity feature and the giant southern stream are indeed associated, we can predict line-of-sight distances and radial velocities along this feature based on the orbit determined in § 2.2. As can be inferred from Figure 2, this feature is expected to lie at a distance of ~ 100 kpc from M31 and in front of M31 as seen from our location. Also, since this feature is very close to the apocenter, its radial velocity is expected to be very small ($v_{\text{rad}} \sim 0$ km s $^{-1}$ with respect to M31). However, if the stream is spread around the southeastern turning point, some portions of the eastern high-metallicity feature will be blueshifted with respect to M31’s systemic velocity and should therefore stand out relative to the northeastern part of M31’s disk which is redshifted relative to systemic.

3. Constraints on the Progenitor Mass and Debris Age

3.1. Stream Width, Length, and Luminosity

Simple intuition tells us to expect debris from more massive satellites to produce wider debris streams that spread more rapidly along the orbit with time. Johnston, Sackett, & Bullock (2001) present simple analytic scalings for the width and length of debris streams, assuming the progenitor is a hot stellar system. In this section, we use these ideas to discuss possible limits on the characteristics of the progenitor.

Based on their star-count data, McConnachie et al. (2003) suggest that the giant southern stream is fanning out towards the southern part of the stream. Numerical simulations show that the stream is indeed expected to fan out towards the apocenter of the orbit (in this case, towards field ‘1’). To test this expectation, we have estimated the width of the stream by fitting Gaussian

functions at various points along the stream to the density count data of McConnachie et al.. These fits are presented in Figure 4. Our results do not show a significant outward increase in the standard deviation σ of the Gaussians fitted to the stream, although the counts are so low in the outer fields that we feel this cannot yet be ruled out.

Given the uncertainties in the other fields, we estimate the width of the stream containing 80% of the luminosity (following Johnston et al. 2001) from the combined fields ‘6’–‘7’ to be $w = 2.5\sigma \simeq 0.5^\circ$, or, assuming an average distance $d = 833$ kpc, $w \simeq 7.5$ kpc; the combined average distance of these two fields from the center of the galaxy is $R \approx 58$ kpc. These parameters can be then used to put some limits on the mass of the progenitor satellite at the time of disruption (see a similar analysis in Johnston et al. 2001). If the progenitor was a hot stellar system, the measured fraction, $s \equiv w/R \simeq 0.13$, is related to the mass m of the satellite through the relation: $s = \left[\frac{Gm}{(v_{\text{circ}})^2 R_{\text{peri}}} \right]^{1/3}$. Given that $v_{\text{circ}} = 250 \text{ km s}^{-1}$ and R_{peri} for our orbit is ~ 6.5 kpc, one can estimate the mass of the satellite prior to the disruption from which the debris came: $m \sim 2.1 \times 10^8 M_\odot$. From the luminosity of the stream so far detected, $L = 3 \times 10^7 L_\odot$ (Ibata et al. 2001a), this gives a mass-to-light ratio of 7, which is consistent with that inferred from observations of nearby dwarf galaxies. However, we caution that this M/L ratio is rather uncertain: The progenitor may not be completely disrupted or the observed luminosity may not be representative for the entire stream, as we have implicitly assumed. Also, for a system of similar mass with some rotation, the associated streams would be thinner, in which case these are lower bounds on the mass and mass-to-light ratios of the progenitor.

In addition, the time t taken for the observed debris to spread along the orbit can be estimated from its observed angular extent Ψ around the parent galaxy. Johnston et al. (2001) write down an expression, most valid for mildly eccentric orbits, that uses $\Psi/2\pi$ directly as an estimate of the fraction of the orbit covered with debris. Since our orbit is highly eccentric we adapt their equation (5), replacing $\Psi/2\pi$ with $\Delta t/T_\Psi$, where Δt is the time taken to travel Ψ along the orbit and T_Ψ is the azimuthal period:

$$\frac{\Delta t}{T_\Psi} \simeq 4s \frac{t}{T_\Psi} . \quad (2)$$

From our test particle orbit we find $\Delta t = 0.49$ Gyr, and hence the time since disruption for the giant southern stream is $t = 0.96$ Gyr. In conclusion, our results suggest that the giant southern stream in M31 is very young (less than an orbit old; for this orbit, the azimuthal period is $T_\Psi = 1.25$ Gyr and the radial orbital period is $T_R = 1.03$ Gyr). This result is also supported by the visual appearance of the stream: The stream is young enough to be plainly visible as an overdensity in star counts.

3.2. The Coldness of the Stream

In the companion paper (Paper I), the intrinsic line-of-sight velocity dispersion of the giant southern stream in field ‘a3’ was constrained to be $\lesssim 23 \text{ km s}^{-1}$. What can be inferred from the

coldness of the stellar stream?

Helmi & White (1999) demonstrate that the dispersion in debris should decrease over time. However, since the giant southern stream is very young, we do not expect dynamical cooling to be significant yet. Also, neither has it had time yet to be significantly heated by tidal interactions with dark matter substructure in the halo (Johnston, Spergel, & Haydn 2002b). Rather, the velocity dispersion is expected to vary most significantly in an oscillatory manner as a function of radial orbital phase (a result also obtained by Helmi & White 1999).

Based on the orbit determined in § 2.2, we can make some general comments about the phase-space dependence of the giant southern stream. As discussed before, several arguments suggest that the orbit of the stream is highly eccentric. The orbit presented in Figures 2–3 has an apocenter/pericenter ratio of $\frac{R_{\text{apo}}}{R_{\text{peri}}} \sim 15$. In Figure 5 we show the result of an N -body numerical simulation of a stellar stream moving in an orbit of the same eccentricity; this is “Model 4” in the numerical simulations of Johnston, Choi, & Guhathakurta (2002a). The top two panels of Figure 5 show the position in the orbital plane of the stellar debris in both the trailing (left panel) and leading (right panel) portions of the stream. The middle panels show the distance from the center of the parent galaxy versus azimuthal angle θ along the stream. The bottom panels show the radial velocity dispersion (with respect to the parent galaxy) in units of the central dispersion of satellite, σ_0 , versus azimuthal angle θ along the stream. Note, because the orbital plane of the stream is almost edge on to our line of sight we expect the observed radial velocity dispersion (i.e., along the line of sight) to exhibit similar effects as the radial velocity dispersion with respect to parent galaxy in the simulations. The parameters are calculated as averages over all particles in uniform bins in θ .

From Figure 5 one can infer some general trends about the phase-space evolution of the debris: Spikes in σ/σ_0 , as large as a factor of 4–5, occur at the turning points (pericenter and apocenter), as predicted by Helmi & White (1999). This effect is most pronounced for and appears to be a generic feature of more eccentric orbits (less eccentric orbits are not shown here). Also, the stream can become very cold in between the turning points with the velocity dispersion of the stream reaching values well below the central dispersion of the satellite, as small as $\sigma/\sigma_0 \sim 0.5$.

Our field ‘a3’ lies between apocenter and pericenter in orbital phase along our orbit, and hence we expect the velocity dispersion of our progenitor to be at least as large as the intrinsic value estimated for the stream, and possibly much greater than this. Adopting the nominal best-fit value of 15 km s^{-1} from the possible range of stream velocity dispersions ($0\text{--}23 \text{ km s}^{-1}$), this implies that the progenitor satellite has a mass of $\gtrsim 10^8 M_\odot$. This lower bound, admittedly a rough one given the caveats discussed above, is consistent with that set by the width of the debris on the mass of the satellite (see § 3).

Moreover, if the apocenter of the orbit of the giant southern stream is indeed located near field ‘1’ (see Fig. 2), then we should expect the stars in or slightly beyond this field to have a velocity dispersion a few times larger than the stars in the intermediate fields (‘2’–‘8’). Ibata et al. (2004) do have some velocity measurements in these fields, but not in sufficient numbers to look for

this effect; combining data from fields ‘1’, ‘2’, ‘6’, and ‘8’, they find a concentration of stars with a velocity dispersion of 11 km s^{-1} , but with a skewed tail of velocities relative to the center of the stream with a spread much greater than this (possibly related to M31’s smooth halo population; see Paper I).

4. Discussion: The Possible Progenitor

From the two independent mass estimates described above (§ 3.1 and § 3.2) we conclude that our progenitor satellite has a mass $m > 10^8 M_\odot$ but this is only a rough lower bound. This result suggests that the progenitor is a massive dwarf galaxy. In particular, we note that although the observational data give an upper limit to the velocity dispersion of the stream, the theoretical models show that the stream’s velocity dispersion provides only a lower limit to the velocity dispersion of the progenitor. Therefore, the satellite can have a velocity dispersion much larger than 23 km s^{-1} . Consistent with this result are the new measurements of the mean metallicity of red giant stars in field ‘a3’ in the giant southern stream (Paper I): $\langle [\text{Fe}/\text{H}] \rangle = -0.5 \text{ dex}$. Assuming that this value is representative for the satellite as well, and using the empirical metallicity-luminosity relation obtained in the Local Group (Mateo 1998; Dekel & Woo 2003), this would imply an absolute magnitude $M_B = -17$ ($L_B \sim 10^9 L_\odot$) and mass $m \approx 5 \times 10^9 M_\odot$ for the progenitor satellite. While the metallicity-based estimates of the progenitor mass and luminosity are much greater than the lower bounds obtained from the stream width, luminosity, and velocity dispersion, it should be recognized that those lower bounds are very approximate for the reasons discussed above.

The large discrepancy between the direct estimate of the stream’s luminosity (Ibata et al. 2001a; Morrison et al. 2003) and the progenitor luminosity inferred from our metallicity measurement may have an important implication. The former estimate corresponds only to the visible part of the stream—the luminosity of the *entire* stream may be much higher. This would suggest that a large portion of the stream or even its progenitor are currently invisible (or unidentified), either because a part of the stream has already faded into the background and/or the surviving portions of the satellite and stream are lost against the disk of M31. The recent identification of a high-luminosity feature ($L \sim 10^8 L_\odot$) along the stream (Morrison et al. 2003) should caution us that other stream features may still remain undetected.

Several satellites that fit these mass and luminosity descriptions are aligned in projection along or in the close vicinity to the giant southern stream. The velocity information for the debris, which has become available only recently, is useful for ruling out some of these possible associations.

Based on our orbit integrations we can conclude that M32 is unlikely to be associated with the stream. Although M32 has a projected position almost coincident with the stream, its radial velocity has an opposite sign to those of the velocities of the fields in the giant southern stream. We can therefore exclude any possibility that the stream results from a current passage of M32. This can be clearly seen in the radial velocity plot in the bottom panel of Figure 2: The radial

velocity starts from -158 km s^{-1} and decreases during the first passage; it becomes positive only in a subsequent passage. Several authors mention the possibility that the observed stream could be a remnant from a previous passage of M32 (e.g., Ibata et al. 2004). We believe that this is also inconsistent with the observations—if this scenario were true, a stream from the current passage should also be visible, and this is not supported by observations. NGC 205 is also an unlikely progenitor based on similar velocity arguments, as well as on the fact that its line-of-sight distance does not match our fitted orbits (see also the result of Ibata et al. 2004).

The satellite responsible for the stream should be currently located along the stream. The satellite can either be one of the surviving satellites around M31 or it could be totally destroyed. Given the relatively young age of the stream, the latter case implies that the satellite in question was destroyed only a short time ago. The recently discovered And VIII (Morrison et al. 2003) is an attractive possibility as a progenitor: Both its location and radial velocity ($\xi = 0^\circ\text{--}1^\circ$, $\eta = -0.5^\circ$; $v_{\text{rad}} = -204 \text{ km s}^{-1}$ with respect to M31) are consistent with those of the giant southern stream and of our determined orbit (see Fig. 2). Future observations need to confirm if And VIII is a satellite galaxy or, as has been recently suggested (Ibata et al. 2004), a part of the stellar stream.

5. Summary

From a comparison of test particle orbits with observational data we conclude that the progenitor of the M31 giant southern stream was (or is) on a highly eccentric, close to edge-on orbit with apo- to peri-center ratio of order 15, and an apocenter at or only slightly beyond the edge of the current data. Given this orbit we estimate the mass of the progenitor to be $> 10^8 M_\odot$ from the width of the debris, and the time since disruption to be 0.96 Gyr (less than one orbit). Moreover, N -body simulations suggest that our line-of-sight velocity dispersion limit of 23 km s^{-1} for the stream in field ‘a3’ is only a lower bound on the dispersion of the progenitor. In conclusion, our analyses lead us to expect that: (i) The stream should turn around slightly beyond the edge of field ‘1’; (ii) The stream should widen and its velocity dispersion should increase around this turning point; (iii) There is a possible association with the eastern high-metallicity feature—if this is the case, this feature should lie well in front of the disk and have properties similar to those of a turning point in both radial velocity and velocity dispersion; and (iv) And VIII is either the progenitor or part of the giant southern stream itself.

K.V.J. and A.F.’s contributions were supported through NASA grant NAG5-9064 and NSF CAREER award AST-0133617. P.G. acknowledges support from NSF grant AST-0307966 and a Special Research Grant from UCSC. S.R.M. acknowledges funding by NSF grants AST-0307842 and AST-0307851, NASA/JPL contract 1228235, the David and Lucile Packard Foundation, and The F. H. Levinson Fund of the Peninsula Community Foundation. R.M.R. acknowledges support from NSF grant AST-0307931.

REFERENCES

- Dekel, A. & Woo, J. 2003, MNRAS, 344, 1131
- Ferguson, A. M. N., Irwin, M. J., Ibata, R. A., Lewis, G. F., & Tanvir, N. R. 2002, AJ, 124, 1452
- Guhathakurta, P., Rich, R. M., Reitzel, D. B., Cooper, M. C., Gilbert, K., Majewski, S. R., Ostheimer, J. C., Geha, M. C., Johnston, K. V., & Patterson, R. J. 2004, AJ, submitted (Paper I)
- Helmi, A., & White, S. D. M. 1999, MNRAS, 307, 495
- Helmi, A., & de Zeeuw, T. 2000, MNRAS, 319, 657
- Ibata, R., Chapman, S., Ferguson, A. M. N., Irwin, M., Lewis, G., & McConnachie, A. 2004, MNRAS, in press (astro-ph/0403068)
- Ibata, R. A., Gilmore, G., & Irwin, M. J. 1994, Nature, 370, 194
- Ibata, R., Irwin, M. J., Ferguson, A. M. N., Lewis, G., & Tanvir, N. 2001, Nature, 412, 49
- Ibata, R. A., & Lewis, G. F. 1998, ApJ, 500, 575
- Ibata, R. A., Lewis, G. F., Irwin, M. J., Totten, E., & Quinn, T. 2001, ApJ, 551, 294
- Johnston, K. V. 1998, ApJ, 495, 297
- Johnston, K. V., Choi, P. I., & Guhathakurta, P. 2002, AJ, 124, 127
- Johnston, K. V., Law, D. R., & Majewski, S. R. 2004, ApJ, submitted
- Johnston, K. V., Majewski, S. R., Siegel, M. H., Reid, I. N., & Kunkel, W. E. 1999, AJ, 118, 1719
- Johnston, K. V., Sackett, P. D., & Bullock, J. S. 2001, ApJ, 557, 137
- Johnston, K. V., Spergel, D. N., & Haydn, C. 2002, ApJ, 570, 656
- Johnston, K. V., Spergel, D. N., & Hernquist, L. 1995, ApJ, 451, 598
- Kent, S. M. 1989, PASP, 101, 489
- Law, D. R., Johnston, K. V., & Majewski, S. R. 2004, ApJ, submitted
- Lewis, G. F., Ibata, R. A., Chapman, S. C., Ferguson, A. M. N., McConnachie, A. W., Irwin, M. J., & Tanvir, N. 2004, in 5th Galacto Chemodynamics conference, PASA, in press (astro-ph/0401092)
- Majewski, S. R., Skrutskie, M. F., Weinberg, M. D., & Ostheimer, J. C. 2003, ApJ, 599, 1082
- Mateo, M. L. 1998, ARA&A, 36, 435

- McConnachie, A. W., Irwin, M. J., Ibata, R. A., Ferguson, A. M. N., Lewis, G. F., & Tanvir, N. 2003, MNRAS, 343, 1335
- Merrett, H. R., et al. 2003, MNRAS, 346, L62
- Morrison, H. L., Harding, P., Hurley-Keller, D., & Jacoby, G. 2003, ApJ, 596, L183
- Tremaine, S. 1993, AIP Conf. Proc. 278: Back to the Galaxy, 599
- Velázquez, H., & White, S. D. M. 1995, MNRAS, 275, 23

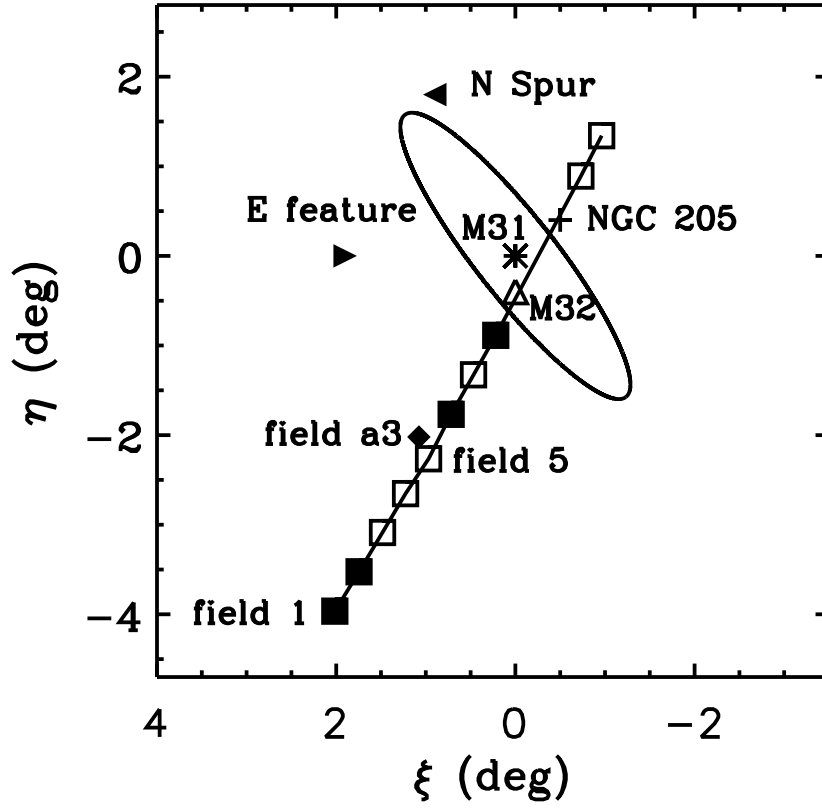


Fig. 1.— The position of the stream fields, M31 satellite galaxies, and other stellar features expressed in standard coordinates ξ and η . The filled squares and diamond denote the fields for which radial velocity information is available (see Table 1). The ellipse delineates the limit of the visible disk of M31 at 2° (see Ferguson et al. 2002). The line connecting the stream fields traces the extent of the giant southern stream, as detected so far. The eastern high-metallicity feature lies roughly at $\xi \sim 2^\circ$ and $\eta \sim 0^\circ$.

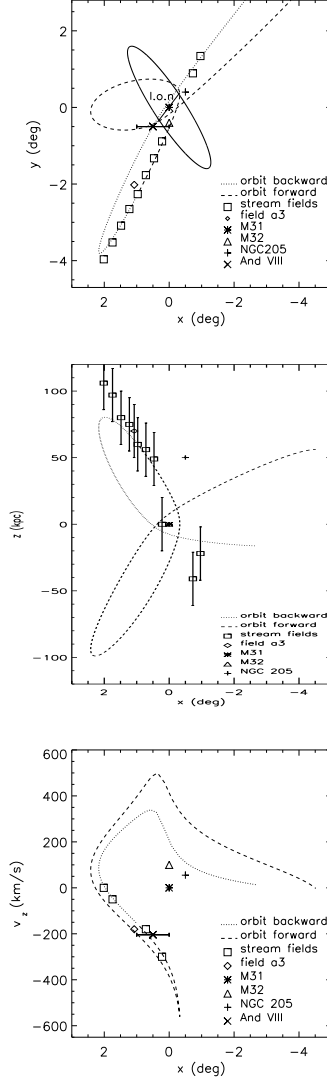


Fig. 2.— (*Top*) The (x, y) -projection of the giant southern stream fields, data on M31 satellite galaxies, and integrated orbit. The ellipse delineates the limit of the visible disk of M31 at 2° . The line of intersection between the orbital plane and the plane of the sky (i.e., the line of nodes) is also shown. (*Middle*) Same as above, but showing the (x, z) -projection. The errorbars in the z measurements are ± 20 kpc (McConnachie et al. 2003). The $x : z$ aspect ratio of 1:2.2 corresponds to the deg/kpc conversion at M31’s distance. (*Bottom*) The radial velocity v_z along the orbit plotted against the x -component of the distance. The radial velocity measurements in fields ‘1’, ‘2’, ‘6’, and ‘8’ along the stream are approximate values inferred from Ibata et al. (2004).

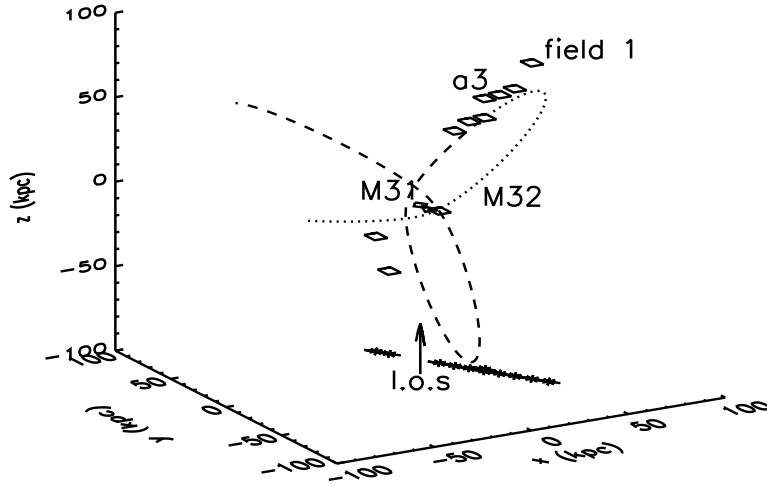


Fig. 3.— The three-dimensional position of the giant southern stream and the orbit. The dotted line denotes the orbit integrated backwards in time and the dashed line denotes the orbit integrated forward in time. The stars denote the projection of the stream data onto the (x, y) plane.

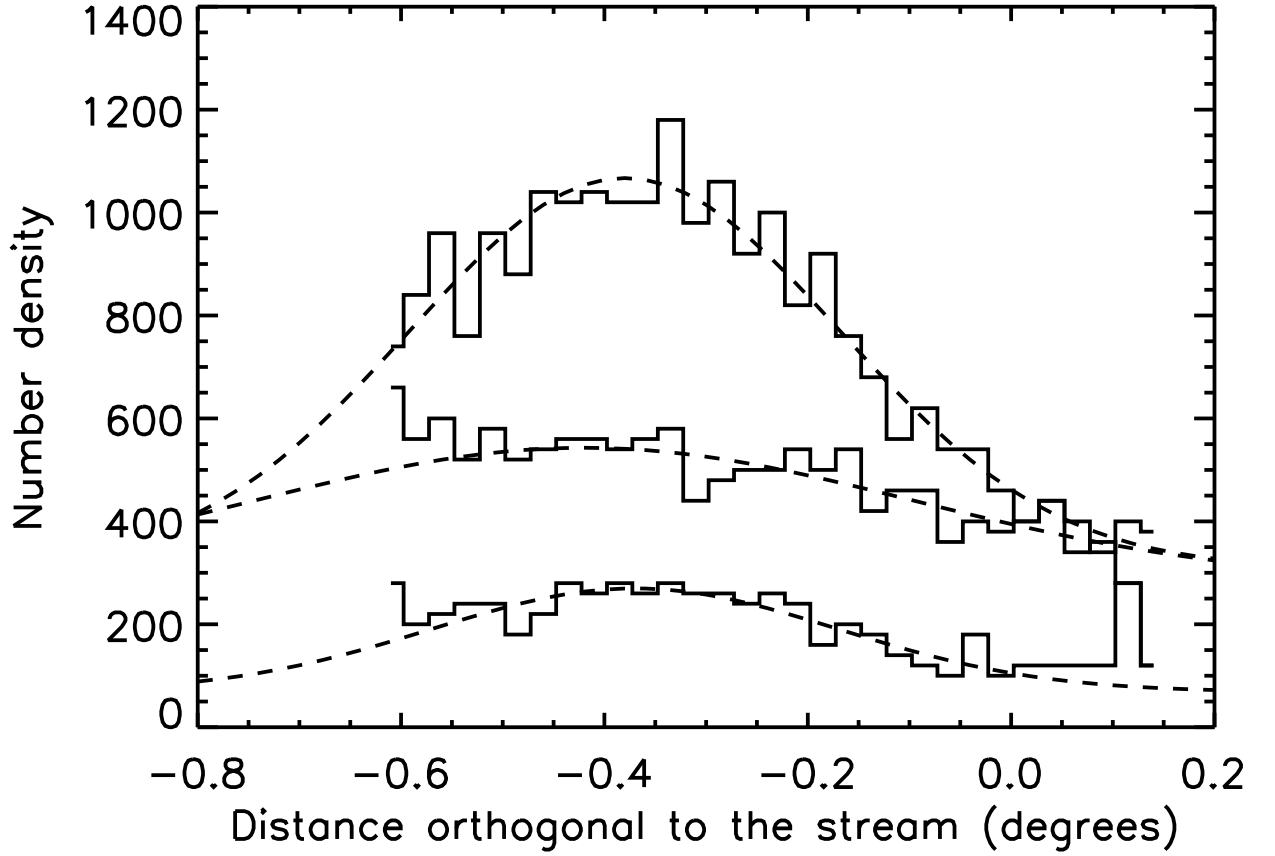


Fig. 4.— The distribution of stars at various locations along the stream, as measured by McConnachie et al. (2003). The top histogram corresponds to fields ‘6’–‘7’, the middle one to fields ‘4’–‘5’, and the bottom one to fields ‘1’–‘3’. The dashed lines represent the best Gaussian fits to the data. The width of the stream (which is proportional to the standard deviation σ of the Gaussian) does not vary significantly along the southern fields.

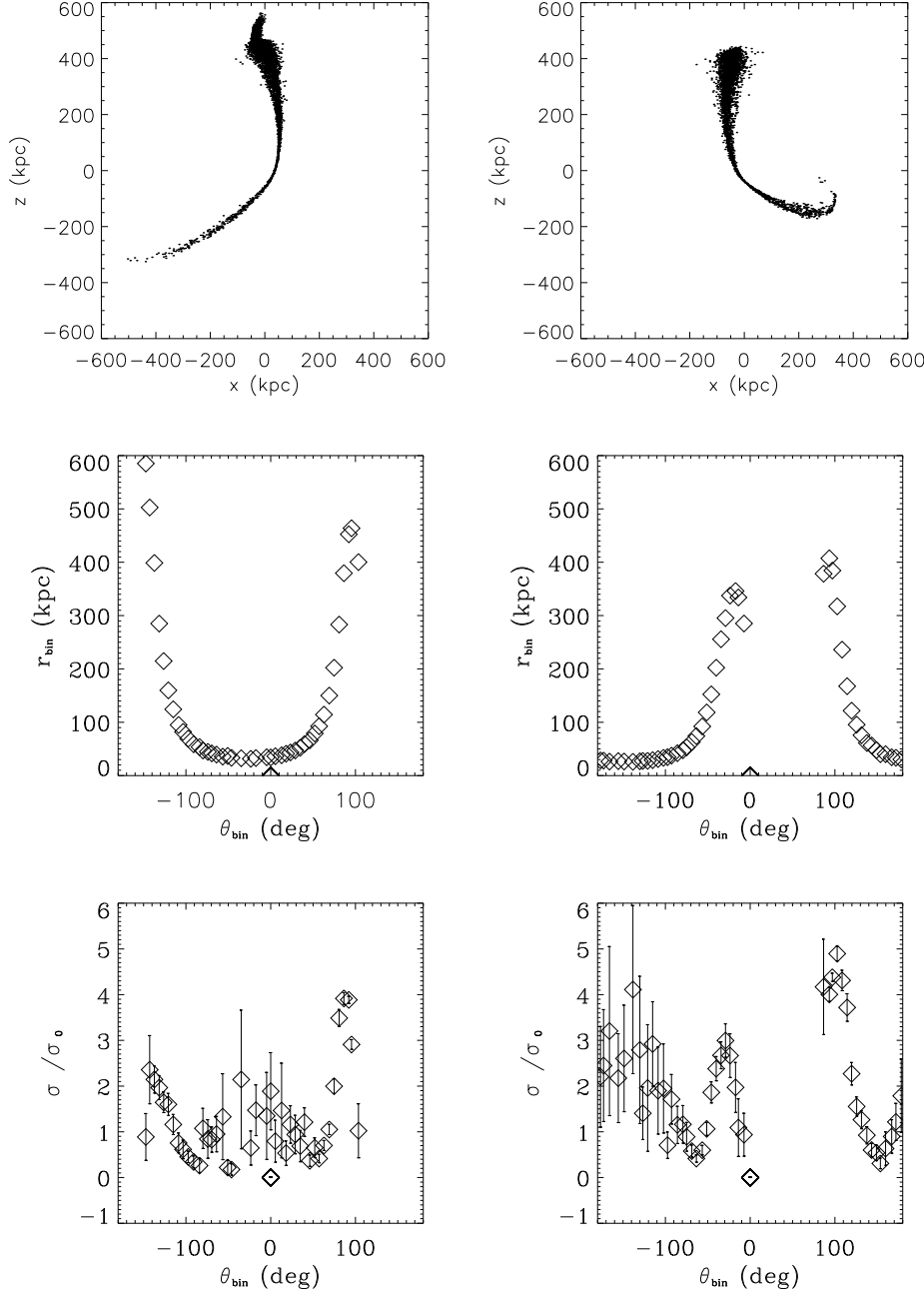


Fig. 5.— Results of an N -body simulation of a stellar stream moving in an orbit whose apocenter/pericenter ratio is similar to that of the orbit determined in § 2. (*Top*) Positions of test particles in the orbital plane. (*Middle*) Distance from the center of the parent galaxy plotted against the azimuthal angle θ along the giant southern stream. (*Bottom*) Radial velocity dispersion with respect to the center of the parent galaxy in units of the central dispersion of the satellite, σ_0 , plotted versus the azimuthal angle θ along the stream. The model suggests that, along a stellar stream moving on a highly eccentric orbit, the velocity dispersion may vary drastically relative to that of the progenitor galaxy. The left and right panels correspond to the trailing and leading portions of the stream, respectively.