

Primordial non-Gaussianity: local curvature method and statistical significance of constraints on f_{NL} from WMAP data

P. Cabella,^{1*} M. Liguori,^{2†} F. K. Hansen,^{1‡} D. Marinucci,^{3§} S. Matarrese,^{2¶}
L. Moscardini,^{4||} N. Vittorio^{1,5**}

¹ *Dipartimento di Fisica, Università di Roma ‘Tor Vergata’, Via della Ricerca Scientifica 1, I-00133 Roma, Italy*

² *Dipartimento di Fisica ‘Galileo Galilei’, Università di Padova and INFN, Via Marzolo 8, I-35131 Padova, Italy*

³ *Dipartimento di Matematica, Università di Roma ‘Tor Vergata’, Via della Ricerca Scientifica 1, I-00133 Roma, Italy*

⁴ *Dipartimento di Astronomia, Università di Bologna, Via Ranzani 1, I-40127 Bologna, Italy*

⁵ *INFN, Sezione di Roma ‘Tor Vergata’, Via della Ricerca Scientifica 1, I-00133 Roma, Italy*

27 October 2019

ABSTRACT

We test the consistency of estimates of the non-linear coupling constant f_{NL} using non-Gaussian CMB maps generated by the method described in (Liguori, Matarrese and Moscardini 2003). This procedure to obtain non-Gaussian maps differs significantly from the method used to obtain f_{NL} in previous works. Nevertheless, using spherical wavelets we find results in very good agreement with (Mukherjee and Wang 2004), showing that the two ways of generating primordial non-Gaussian maps give equivalent results. Moreover, we introduce a new method for estimating the non-linear coupling constant from CMB observations by using the local curvature of the temperature fluctuation field. Using this method, we estimate $f_{\text{NL}} = 30 \pm 210$ at the 2σ level. We present both Bayesian credible regions (assuming a flat prior) and proper (frequentist) confidence intervals on f_{NL} , and discuss the relation between the two approaches. The two procedures produce markedly different outcomes, proving that a careful analysis on their different interpretations is needed.

Key words: cosmic microwave background - cosmology: theory - methods: numerical - methods: statistical - cosmology: observations

1 INTRODUCTION

Inflation is the standard paradigm for providing the initial conditions for structure formation and Cosmic Microwave Background (CMB) anisotropy generation. In the inflationary picture, primordial adiabatic perturbations arise from quantum fluctuations of the *inflaton* scalar field which drives the accelerated Universe expansion. In the simplest models, the inflaton is assumed to have a shallow potential, thereby leading to a slow rolling of this field down its potential. The flatness of the potential implies that intrinsic non-linear (hence non-Gaussian) effects during slow-roll inflation are tiny, although non-zero and calculable (Falk, Rangarajan & Srednicki 1993; Gangui et al. 1994; Wang & Kamionkowski 2000; Acquaviva et al. 2003; Maldacena 2002). To quantitatively describe the theoretical findings in this framework, let us introduce a useful parameterisation of non-Gaussianity according to which the primordial gravitational potential Φ is given by a linear Gaussian term ϕ_{G} , plus a quadratic contribution, as follows (e.g. (Verde et al. 2000)):

* paolo.cabella@roma2.infn.it

† michele.liguori@pd.infn.it

‡ Frode.Hansen@roma2.infn.it

§ marinucc@mat.uniroma2.it

¶ sabino.matarrese@pd.infn.it

|| moscardini@bo.astro.it

** vittorio@roma2.infn.it

$$\Phi(\mathbf{x}) = \phi_G(\mathbf{x}) + f_{\text{NL}}\phi_G^2(\mathbf{x}) \quad (1)$$

(up to a constant offset, which only affects the monopole contribution), where the dimensionless parameter f_{NL} sets the strength of non-Gaussianity. The above mentioned calculation of the amount of non-Gaussianity during single-field inflation leads to typical values $f_{\text{NL}} \sim 10^{-2}$, much too low to be observable in CMB experiments. However, non-linear gravitational corrections after inflation unavoidably and significantly enhance the non-Gaussianity level, leading to values of $f_{\text{NL}} \sim 1$, almost independent of the detailed inflation dynamics (Bartolo, Matarrese & Riotto 2004a). An angular modulation of the quadratic term is also found (Bartolo, Matarrese & Riotto 2004b), so that f_{NL} should be considered as a kernel in Fourier space, rather than a constant. The resulting effects in harmonic space might be used to search for signatures of inflationary non-Gaussianity in the CMB (Liguori, Matarrese & Riotto 2004). Nonetheless, owing to the large values of $|f_{\text{NL}}|$ considered here ($\sim 10^2$) we will disregard this complication and assume f_{NL} to be a constant parameter. Despite the simplicity of the inflationary paradigm, the mechanism by which adiabatic (curvature) perturbations are generated is not yet fully established. In the *standard scenario* associated to single-field models of inflation, the observed density perturbations are due to fluctuations of the inflaton field, driving the accelerated expansion. An alternative to the standard scenario which has recently gained increasing attention is the *curvaton* mechanism (Enqvist & Sloth 2002; Moroi & Takahashi 2001; Moroi & Takahashi 2002; Lyth, Ungarelli & Wands 2003; Lyth & Wands 2002; Bartolo, Matarrese & Riotto 2004c), according to which the final curvature perturbations are produced from an initial isocurvature perturbation associated to the quantum fluctuations of a “light” scalar field other than the inflaton, the so-called “curvaton”, whose energy density is negligible during inflation. Due to a non-adiabatic pressure perturbation arising in multi-fluid systems (Mollerach 1990) curvaton isocurvature perturbations are transformed into adiabatic ones, when the curvaton decays into radiation much after the end of inflation. Another recently proposed mechanism for the generation of cosmological perturbations is the *inhomogeneous reheating* scenario (Dvali, Gruzinov & Zaldarriaga 2004; Zaldarriaga 2004; Kofman 2003; Matarrese & Riotto 2003). It acts during the reheating stage after inflation if super-horizon spatial fluctuations in the decay rate of the inflaton field are induced during inflation, causing adiabatic perturbations in the final reheating temperature in different regions of the universe. An important feature of both the curvaton and inhomogeneous reheating scenarios is that, contrary to the single-field slow-roll models, they may naturally lead to high levels of non-Gaussianity. Large levels of non-Gaussianity are also predicted in a number of theoretical variants of the simplest inflationary models. First, generalised multi-field models can be constructed in which the final density perturbation is either strongly (Salopek & Bond 1990; Salopek & Bond 1991; Kofman 2003) or mildly (Bartolo, Matarrese & Riotto 2002; Bernardeau & Uzan 2002; Bernardeau & Uzan 2003; Enqvist & Vaihkonen 2004) non-Gaussian, and generally characterised by a cross-correlated mixture of adiabatic and isocurvature perturbation modes (Wands et al. 2002). Values of $|f_{\text{NL}}| \sim 10^2$ are also predicted in the recently proposed *ghost-inflation* picture (Arkani-Hamed et al. 2004), as well as in theories based on a Dirac-Born-Infeld (DBI)-type Lagrangian for the inflaton (Alishahiha, Silverstein & Tong 2004). Quite recently, there has been a burst of interest for non-Gaussian perturbations of the type of Eq. (1). Different CMB datasets have been analysed, with a variety of statistical techniques (e.g. (Komatsu et al. 2003; Cayón et al. 2000; Santos et al. 2003; Mukherjee & Wang 2004; Gaztañaga & Wagg 2003)) with the aim of constraining f_{NL} . In the last years some authors set increasingly stringent limits on the primordial non-Gaussianity level in the CMB fluctuations. Using a bispectrum analysis on the COBE DMR data (Komatsu et al. 2002) found $|f_{\text{NL}}| < 1500$. On the same data, (Cayón et al. 2003) found $|f_{\text{NL}}| < 1100$ using Spherical Mexican Hat Wavelets (SMHW) and (Santos et al. 2003) using the MAXIMA data set the limit on primordial non-Gaussianity to be $|f_{\text{NL}}| < 950$. All these limits are at the 1σ confidence level. The most stringent limit to date has been obtained by the WMAP team (Komatsu et al. 2003): $-58 < f_{\text{NL}} < 134$ at 95 % cl. Consistent results (an upper limit of $f_{\text{NL}} \leq 220$ at a 2σ confidence level) have been obtained from the WMAP data using SMHW (Mukherjee & Wang 2004). It was shown in (Komatsu & Spergel 2001) that the minimum value of $|f_{\text{NL}}|$ which can be in principle detected using the angular bispectrum, is around 20 for WMAP, 5 for Planck and 3 for an *ideal* experiment, owing to the intrinsic limitations caused by cosmic variance. Alternative strategies, based on the multivariate empirical distribution function of the spherical harmonics of a CMB map, have also been proposed (Hansen, Marinucci & Vittorio 2003; Hansen et al. 2002), or measuring the trispectrum of the CMB (De Troia et al. 2003).

The plan of the paper is as follows: in Section 2 we describe our method to produce the temperature pattern of the CMB in presence of primordial non-Gaussianity; Section 3 addresses statistical issues to constrain the non-linearity parameter f_{NL} on the basis of WMAP data; finally, in Section 4 we draw our conclusions.

2 MAP MAKING OF PRIMORDIAL NON-GAUSSIANITY

The non-Gaussian CMB maps used in the following analysis have been generated by applying the numerical algorithm introduced by (Liguori, Matarrese & Moscardini 2003), hereafter LMM. Here we summarise the various steps that define the whole procedure and refer the reader to that paper for further details.

The starting point of the method is the simulation, directly in real space, of independent complex Gaussian variables $n_{\ell m}(r)$, with correlation functions

$$\langle n_{\ell_1 m_1}(r_1) n_{\ell_2 m_2}^*(r_2) \rangle = \frac{\delta^D(r_1 - r_2)}{r^2} \delta_{\ell_1}^{\ell_2} \delta_{m_1}^{m_2}, \quad (2)$$

where δ^D is the Dirac delta function and δ_j^i is Kronecker's delta.

The linear potential multipoles $\Phi_{\ell m}^L(r)$ (here $\Phi^L \equiv \phi_G$) having the desired correlation properties, as expressed in terms of the primordial (i.e. unprocessed by the radiation transfer function) power-spectrum of the gravitational potential $P_\Phi(k)$, can be obtained by convolving $n_{\ell m}(r)$ with suitable filter functions $W_\ell(r, r_1)$:

$$\Phi_{\ell m}^L(r) = \int dr_1 r_1^2 n_{\ell m}(r_1) W_\ell(r, r_1). \quad (3)$$

The filters $W_\ell(r, r_1)$ are defined as (see LMM)

$$W_\ell(r, r_1) = \frac{2}{\pi} \int dk k^2 \sqrt{P_\Phi(k)} j_\ell(kr) j_\ell(kr_1); \quad (4)$$

here j_ℓ are spherical Bessel function of order ℓ . Notice that $W_\ell(r, r_1)$ can be pre-computed at the beginning of all simulations and then applied in Eq. (4). One more advantage of this approach is that $W_\ell(r, r_1)$, at fixed r , are smooth functions of r_1 which differ from zero only in a narrow region around $r_1 = r$; as a consequence, the integral in Eq. (3) can be estimated in a fast way by computing $W_\ell(r, r_1)$ in few points.

At this point the values of the linear potential $\Phi^L(\mathbf{r})$ can be recovered thanks to its expansion in spherical harmonics:

$$\Phi^L(\mathbf{r}) = \sum_{\ell m} \Phi_{\ell m}^L(r) Y_{\ell m}(\hat{r}). \quad (5)$$

The non-Gaussian contribution (modulo f_{NL}) to the gravitational potential, $\Phi^{\text{NL}}(\mathbf{r})$ (here $\Phi^{\text{NL}} \equiv \phi_G^2$), is obtained directly in spherical coordinates by squaring Φ^L ; this is then harmonic-transformed by using the HEALPIX package (Górski et al. 1998) to get $\Phi_{\ell m}^{\text{NL}}(r)$.

Finally, the linear and non-linear contributions to the total CMB multipoles $a_{\ell m} \equiv a_{\ell m}^L + f_{\text{NL}} a_{\ell m}^{\text{NL}}$ are obtained by convolving each term with the real-space radiation transfer function $\Delta_\ell(r)$,

$$\Delta_\ell(r) \equiv \frac{2}{\pi} \int dk k^2 \Delta_\ell(k) j_\ell(kr) \quad (6)$$

(see LMM, for the formal derivation),

$$\begin{aligned} a_{\ell m}^L &= \int dr r^2 \Phi_{\ell m}^L(r) \Delta_\ell(r), \\ a_{\ell m}^{\text{NL}} &= \int dr r^2 \Phi_{\ell m}^{\text{NL}}(r) \Delta_\ell(r). \end{aligned} \quad (7)$$

Notice that also the quantities $\Delta_\ell(r)$, which have been numerically estimated by using a modification of the CMBFAST code (Seljak & Zaldarriaga 1996) can be pre-computed and stored for all the simulations of a given model.

In (Komatsu et al. 2003; Komatsu, Spergel & Wandelt 2003) a different approach to produce non-Gaussian maps was adopted. Their starting point is the generation on a Fourier-space grid of a Gaussian field, which is then inverse-Fourier transformed and squared to get the non-Gaussian part of the gravitational potential in real space. The successive steps involve interpolation on a spherical grid, harmonic transforms and convolution with $\Delta_\ell(r)$, to obtain the Gaussian and non-Gaussian CMB multipole coefficients.

3 TESTS OF NON-GAUSSIANITY

In this section, we will estimate f_{NL} from the WMAP data using two different approaches. The estimation procedures will be calibrated using non-Gaussian maps produced by the method described above. We have replicated the method applied in (Mukherjee & Wang 2004) (hereafter MW) in order to check that the estimates using non-Gaussian maps generated with two different methods, give consistent results. We also introduce a new estimator of f_{NL} based on the local curvature properties of the CMB fluctuation field.

3.1 Local curvature

The local curvature test has been used in the flat limit to test the presence of non-Gaussianity due to cosmic strings (Dorè et al. 2003), and the extension to the spherical case (Hansen et al. 2004; Cabella 2004), has been used to verify the asymmetries in the WMAP data. In this section we will test the capability of the local curvature test to detect primordial non-Gaussianity. First we review the method.

We consider a CMB temperature map $T(\theta, \phi)$ normalised with its standard deviation σ :

$$T(\theta, \phi) \rightarrow \frac{T(\theta, \phi) - \bar{T}}{\sigma}. \quad (8)$$

The Hessian of this map can be written as

$$H = \begin{pmatrix} T_{;\theta\theta} & T_{;\theta\phi} \\ T_{;\phi\theta} & T_{;\phi\phi} \end{pmatrix} = \begin{pmatrix} T_{,\theta\theta} & (T_{,\theta\phi} - \cot\theta T_{,\phi})/\sin\theta \\ (T_{,\theta\phi} - \cot\theta T_{,\phi})/\sin\theta & (T_{,\phi\phi} + 1/2 \sin 2\theta T_{,\theta})/\sin^2\theta \end{pmatrix}, \quad (9)$$

where the comma denotes the ordinary derivative and the semicolon covariant derivative. In order to evaluate the derivatives it is convenient to go to harmonic-space:

$$T(\theta, \phi)_{,i} = \sum a_{lm} Y_{lm}(\theta, \phi)_{,i} \quad (10)$$

and to use the recurrence relations (Varshalovich et al. 1988):

$$\begin{aligned} \frac{\partial}{\partial\phi} Y_{lm}(\theta, \phi) &= im Y_{lm}(\theta, \phi), \\ \frac{\partial}{\partial\theta} Y_{lm}(\theta, \phi) &= \frac{1}{2} \sqrt{l(l+1) - m(m+1)} Y_{l,m+1}(\theta, \phi) e^{-i\phi} - \frac{1}{2} \sqrt{l(l+1) - m(m-1)} Y_{l,m-1}(\theta, \phi) e^{i\phi}, \end{aligned} \quad (11)$$

twice to obtain the Hessian values in every point of the map, as suggested in (Schmalzing & Górski 1998). The points of the renormalised map can be classified as:

- *hills* where the eigenvalues of the Hessian are both positive,
- *lakes* where the eigenvalues of the Hessian are both negative,
- *saddles* where the eigenvalues have opposite sign.

We calculate the proportions of hills, lakes and saddles above a certain level ν in the normalised map. In this way, we obtain three functions of ν which in the Gaussian case have a known functional form (Dorè et al. 2003). Deviations of these functions from this Gaussian expectation value can be used to detect non-Gaussianity.

In order to constrain the f_{NL} parameter our procedure is as follows:

- we generate a set of primordial non-Gaussian maps with the method described in Section 2 with the WMAP best fit power spectrum and different f_{NL} ;
- we convolve with a beam and add noise corresponding to the given experiment;
- we apply the $Kp0$ galaxy and point source mask;
- we degrade the maps to the resolution of $n_{\text{side}} = 256$ where the derivatives are performed;
- we count the densities of hills, lakes and saddles for each map and each level ν with an extended mask to avoid the instabilities of the derivatives close to the boundaries of $Kp0$ (for details of the extensions, see (Hansen et al. 2004)). In this way, we obtain the form of the hill, lake and saddle densities as a function of f_{NL} ;
- finally we repeat the last three points for the data of the given experiment.

The results of these simulations are shown on the left panel of Figure 1, where we can see the effect for the different values of f_{NL} on the hill density. We now obtain an estimate of f_{NL} , minimising the following χ^2 with respect to f_{NL} :

$$\chi^2(f_{\text{NL}}) = \sum_{\nu=-3\sigma}^{\nu=\nu_{\text{max}}} (h_{\nu} - \bar{h}_{\nu}(f_{\text{NL}}))^2 / \sigma_{\nu}^h(f_{\text{NL}})^2 + (l_{\nu} - \bar{l}_{\nu}(f_{\text{NL}}))^2 / \sigma_{\nu}^l(f_{\text{NL}})^2, \quad (12)$$

where h_{ν} and l_{ν} correspond to the hill and lake densities. We have chosen not to include the saddles as they do not contain additional information. The maximum threshold $\nu_{\text{max}} = 2\sigma$ was determined in such a way as to obtain sufficient statistics for the lake proportions which go to zero at high thresholds. As the covariance matrices $\langle h_{\nu} h_{\nu'} \rangle$ and $\langle l_{\nu} l_{\nu'} \rangle$ are singular we use only the diagonal part which has been calibrated with 1000 simulations. We applied this procedure to the publicly available WMAP data¹. We co-added the maps from the three WMAP frequency channels Q, U and W following the procedure in (Bennett et al. 2003). In Figure 2 we show the $\chi^2(f_{\text{NL}})$ around the minimum for the data. Using this χ^2 we estimate $f_{\text{NL}} = 30$ with a 68% and 95% approximate “credible region” (see Section 3.3) equal to $-50 < f_{\text{NL}} < 140$ and $-170 < f_{\text{NL}} < 240$, respectively, in good agreement with previously released estimates (Komatsu et al. 2003; Mukherjee & Wang 2004). As commonly done, this region was found by integrating the likelihood with respect to the parameter. We also include proper (frequentist) confidence intervals, which turn out to be quite larger, $-230 < f_{\text{NL}} < 280$ and $-540 < f_{\text{NL}} < 570$, respectively. The relationship between the two approaches is discussed in subsection 3.3. As a final remark, we note that equation 12 can be exploited to implement a goodness-of-fit test for our specification of noise and foreground features. More precisely, we compared the best fit value $\chi(f_{\text{NL}} = 30)$ obtained for the WMAP data with $\min \chi(f_{\text{NL}})$ from 200 Monte Carlo simulations of non-Gaussian CMB maps with $f_{\text{NL}} = 30$. The observed value corresponds to the 28% quantile, thereby suggesting good agreement between WMAP data and our simulated models.

¹ obtainable from the LAMBDA website: <http://lambda.gsfc.nasa.gov/>

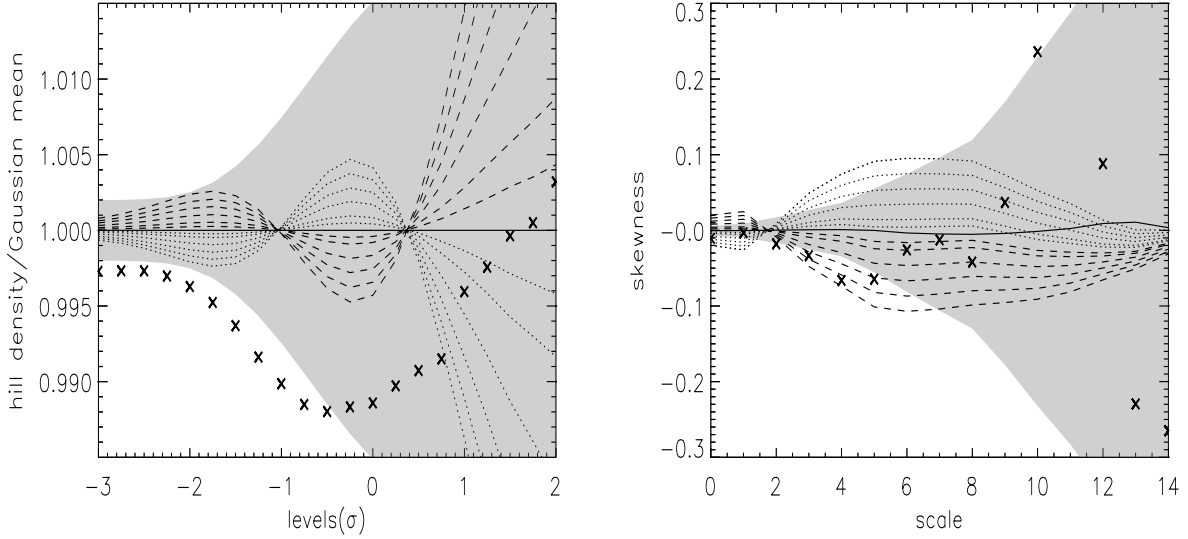


Figure 1. On the left, density of hills as a function of the threshold ν , for different values of f_{NL} . All values are divided by the Gaussian expectation value. On the right, skewness of wavelet coefficients for different scales R . The solid line represents Gaussian simulations, the dotted (dashed) lines represent non-Gaussian simulations for different negative (positive) values of f_{NL} ; the grey band is the 1σ confidence level taking into account the noise and beam of the co-added Q+V+W map with an extended *Kp0* mask. The values of $|f_{NL}|$ shown are 50, 100, 200, 300, 400 and 500, showing an increasing distance from the Gaussian expectation value. The bold crosses show the results on the data.

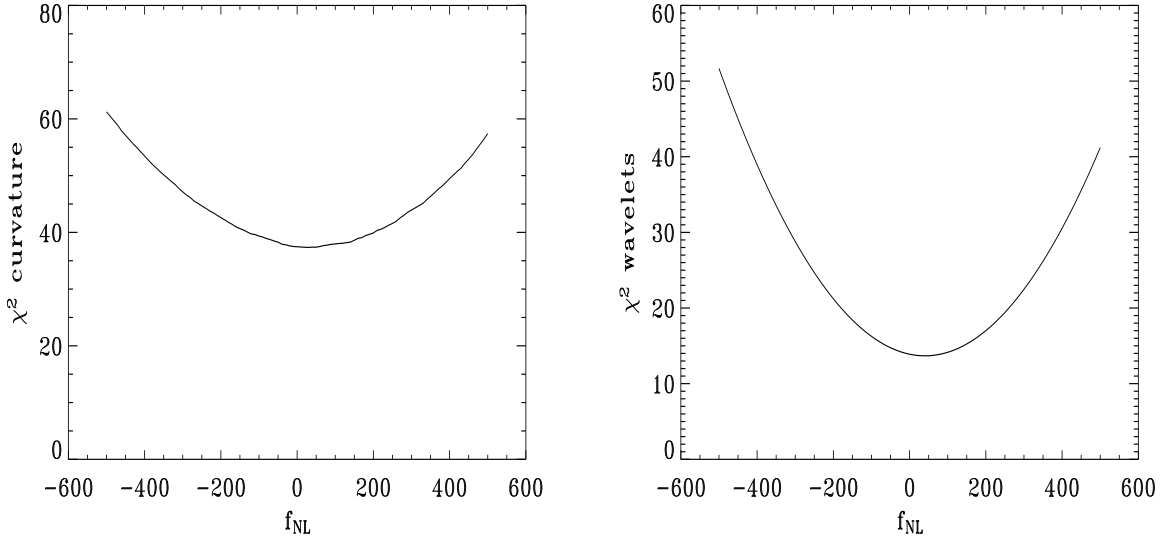


Figure 2. The plot shows the χ^2 as a function of f_{NL} around its minimum, using the curvature test (left) and the wavelets (right) on the co-added Q+W+V WMAP map.

3.2 Spherical Wavelets

Wavelets are a very flexible tool used in connection with CMB data for denoising (Sanz et al. 1999), extracting point sources (Cayón et al. 2000; Tenorio et al. 1999), and detecting non-Gaussianity (Cabella et al. 2004; Martínez-González et al. 2002; Barreiro & Hobson 2001; Forni & Aghanim 2001; Starck, Aghanim & Forni 2004). To test the consistency of our maps of primordial non-Gaussian models with those of (Komatsu et al. 2003) we have repeated the method for estimating f_{NL} described in MW. The basics steps for the test are the following (for more details, see MW):

- we generate a set of primordial non-Gaussian maps with the method described in Section 2 with the WMAP best fit power spectrum and different f_{NL} ;
- we convolve with a beam and add noise corresponding to the given experiment;
- we apply the *Kp0* galactic cut, leaving the point sources unmasked;
- we degrade the maps to the resolution of $n_{\text{side}} = 256$;
- we obtain the wavelet coefficients by convolving each map with the Spherical Mexican Hat Wavelet (SMHW) given by:

$$\Psi(y, R) = \frac{1}{\sqrt{2\pi}N(R)} \left[1 + \left(\frac{y}{2} \right)^2 \right]^2 \left[2 - \left(\frac{y}{R} \right)^2 e^{-y^2/2R^2} \right], \quad (13)$$

using the scales R given in MW;

- we use only the coefficients outside an extended *Kp0* mask (for details of the extensions, see (Vielva et al. 2003) and MW) to obtain the skewness as a function of f_{NL} . The result is shown in Figure 1;
- we finally repeat the last three steps for the data of the given experiment.

Again, to constrain f_{NL} , we minimise the χ^2 given by

$$\chi^2(f_{\text{NL}}) = \sum_{ij} (S(R_i) - \bar{S}(R_i, f_{\text{NL}})) \Sigma_{R_i R_j}^{-1} (S(R_j) - \bar{S}(R_j, f_{\text{NL}})) \quad (14)$$

where $S(R_i)$ is the skewness of the wavelet coefficients on scale R_i and $\Sigma_{R_i R_j}$ is the Gaussian covariance matrix calculated over 1000 Gaussian simulations. Again, the test was performed on the co-added Q+V+W WMAP map. The plot of the χ^2 for the data is shown in Figure 2. We estimate the Bayesian credible region for f_{NL} to be 40 ± 90 at the 1σ level and 40 ± 180 at the 2σ level, in agreement with the values found in MW (see again the discussion in Section 3.3). As for the curvature, we have also calculated the frequentist confidence intervals which again turn out to be larger, $-100 < f_{\text{NL}} < 170$ and $-230 < f_{\text{NL}} < 320$ respectively. As before, we also implemented a goodness-of-fit test based on Eq. (14); we found that the value on the WMAP data corresponds to the 32% quantile obtained from 200 simulations with $f_{\text{NL}} = 40$. Again, this suggests that our specification of noise and foreground masks provides a reasonable approximation to the experimental settings of WMAP.

3.3 A remark on confidence intervals and credible regions on f_{NL}

In this subsection we present a brief discussion on the evaluation of (frequentist) confidence intervals and (Bayesian) credible regions on f_{NL} . Let us denote by \hat{f}_{NL}^* our estimate of the non-linearity parameter obtained by minimising Eqs. (12) and (14): also, let us denote by $L(f_{\text{NL}}; \hat{f}_{\text{NL}}^*)$ the likelihood function. As well known, an $(1 - \alpha)$ -level confidence interval for f_{NL} based upon the observation \hat{f}_{NL}^* is the set of all values f_{NL} such that

$$\int_{|\hat{f}_{\text{NL}} - f_{\text{NL}}| \geq |\hat{f}_{\text{NL}}^* - f_{\text{NL}}|} L(f_{\text{NL}}; \hat{f}_{\text{NL}}^*) df_{\text{NL}} \geq \alpha.$$

Note that the integral is taken with respect to the estimate \hat{f}_{NL} that is, we are viewing $L(f_{\text{NL}}; \hat{f}_{\text{NL}})$ as the probability density of our estimator. In words, we include in the confidence interval all the values f_{NL} such that the probability to get an estimated parameter as \hat{f}_{NL}^* or further away is at least as large as α . More clearly, a value is included provided it does not entail that *observing what we observed* is less probable than α . Of course, in the special case where the distribution of \hat{f}_{NL} is Gaussian with mean f_{NL} and variance σ^2 which does not depend on f_{NL} (or, in general, is symmetric under the exchange of f_{NL} and \hat{f}_{NL}), we have

$$\int_{|\hat{f}_{\text{NL}} - f_{\text{NL}}| \geq |\hat{f}_{\text{NL}}^* - f_{\text{NL}}|} L(f_{\text{NL}}; \hat{f}_{\text{NL}}) df_{\text{NL}} \quad (15)$$

$$= \int_{|\hat{f}_{\text{NL}} - f_{\text{NL}}| \geq |\hat{f}_{\text{NL}}^* - f_{\text{NL}}|} \frac{1}{\sqrt{2\pi}\sigma} \exp \left\{ -\frac{1}{2} (\hat{f}_{\text{NL}} - f_{\text{NL}})^2 \right\} df_{\text{NL}} \quad (16)$$

$$= \int_{|\hat{f}_{\text{NL}} - f_{\text{NL}}| \geq |\hat{f}_{\text{NL}}^* - f_{\text{NL}}|} \frac{1}{\sqrt{2\pi}\sigma} \exp \left\{ -\frac{1}{2} (f_{\text{NL}} - \hat{f}_{\text{NL}})^2 \right\} df_{\text{NL}} \quad (17)$$

by the symmetry of the previous expression with respect to $(\hat{f}_{\text{NL}}, f_{\text{NL}})$. This justifies the common practice to derive confidence intervals by integrating the likelihood with respect to f_{NL} . Rigorously speaking, however, this is no longer justified if the integrand is not symmetric with respect to an exchange of f_{NL} with \hat{f}_{NL} (for instance if σ is not constant with respect to f_{NL}). One may then try to justify the integration of the likelihood by a Bayesian viewpoint, by assuming a flat prior and viewing $L(f_{\text{NL}}; \hat{f}_{\text{NL}})$ as a posterior density function. The resulting set, however, should not be labelled as confidence interval (which is a frequentist concept): it is a Bayesian credible region, which will depend in general on the choice of the prior.

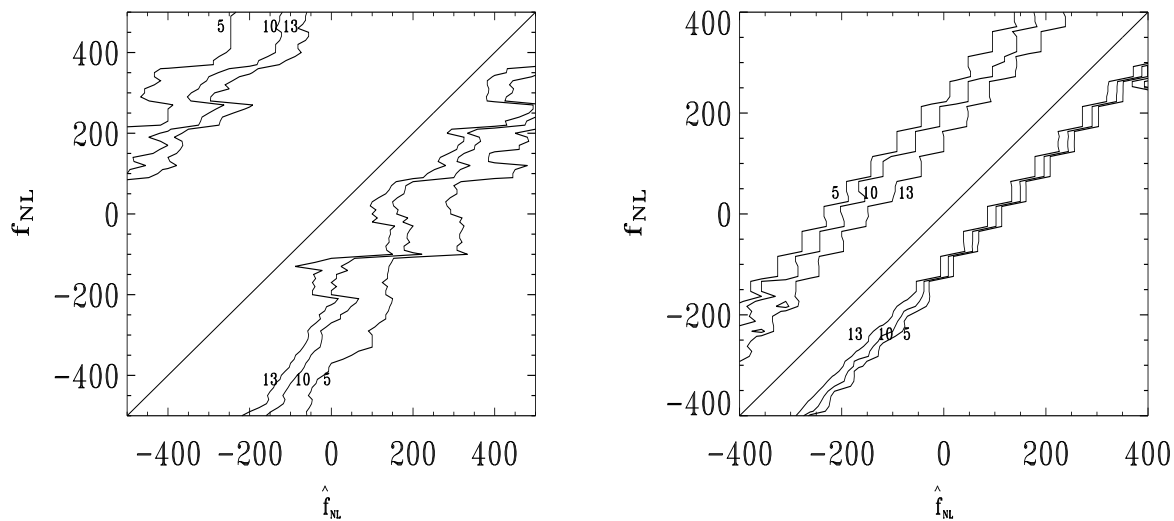


Figure 3. The distribution of estimates \hat{f}_{NL} as a function of the model parameter f_{NL} . The isocontours of the distribution is plotted in terms of percentages of the number of maps used in the simulations. The distribution is clearly skewed with respect to the diagonal shown for clarity. The estimates of f_{NL} were obtained using the curvature method (left plot) and wavelets (right plot).

It is occasionally stated that this dependence is overcome by the choice of a flat prior. The latter is claimed to be non-informative by definition: indeed, no physicist would consider a priori equally likely that f_{NL} lies in $[-10, 10]$ rather than it is in $[317, 337]$ (say); thus a flat prior, although unphysical, is usually justified as a *panacea* to get objective results. This argument is to some extent misleading, though, as it can be shown by standard counterexamples. Take for instance Eq. (1), and assume for brevity's sake that $f_{NL} > 0$ (otherwise duplicate our argument by symmetry). Then Eq. (1) can be rewritten as

$$T = \phi_G(\mathbf{x}) + (g_{NL}\phi_G(\mathbf{x}))^2, \quad (18)$$

that is $f_{NL} = g_{NL}^2$. Of course, from the physical point of view there is no reason to prefer the alternative specification in Eq. (1) to (18). Now let us assume we impose a “non-informative” (flat) prior on g_{NL} , the posterior probability becomes

$$\frac{1}{\sqrt{2\pi}\sigma} \exp\left\{-\frac{1}{2}(\hat{f}_{NL} - g_{NL}^2)^2\right\} dg_{NL} = \frac{1}{\sqrt{2\pi}\sigma} \exp\left\{-\frac{1}{2}(\hat{f}_{NL} - f_{NL})^2\right\} \frac{df_{NL}}{2\sqrt{f_{NL}}}$$

and the credible sets are thus obviously affected, although we are working with exactly the same model as before and we are claiming to have used no a priori information. In short, flat priors are simply shifting the choice from the form of the prior probability to the form of the statistical parametrisation; the latter, moreover, is not due to physical considerations, but simply to computational convenience.

With this in mind, we will now use \hat{f}_{NL} estimated from 200 simulations (with the experimental settings used above) to investigate whether the distribution of \hat{f}_{NL} as a function of the model f_{NL} is symmetric with respect to an exchange of f_{NL} and \hat{f}_{NL} . In Figure (3) we show a contour plot of this function for the curvature and wavelet test, respectively. Clearly this function is markedly skewed for the wavelet test, but even more so for the curvature test. This may explain the big difference between the confidence intervals and Bayesian credible regions for the wavelets and the even bigger difference for the curvature test.

4 CONCLUSIONS

In this paper we have used simulated CMB maps of primordial non-Gaussian models, generated with the algorithm described in (Liguori, Matarrese & Moscardini 2003) to estimate the non-linear coupling parameter f_{NL} from the WMAP data. As all other estimates of f_{NL} in the literature have been based on non-Gaussian CMB maps generated by a different approach (Komatsu et al. 2003), one of the aims of this paper was to check whether a different way of generating CMB maps with the same kind of primordial non-Gaussianity gives a consistent estimate of f_{NL} . In order to perform a direct test of consistency, we applied the estimator of f_{NL} using SMHW presented in (Mukherjee & Wang 2004) on the WMAP data. We find that our estimate of f_{NL} is in full agreement with theirs and thus that the two ways of generating primordial non-Gaussian maps

give fully consistent results. We have also presented a new method to estimate f_{NL} based on the local curvature of the CMB fluctuation field. Our estimate of f_{NL} with this method on the WMAP data is consistent with estimates of f_{NL} using other approaches.

Moreover, we find that the probability density of the estimated \hat{f}_{NL} as a function of the real parameter f_{NL} is highly asymmetric under the exchange of f_{NL} with \hat{f}_{NL} . As detailed in the text, this means that the frequentist confidence intervals on f_{NL} based on the integral of the likelihood with respect to the estimated \hat{f}_{NL} , is markedly different from the Bayesian credible regions based on the integral of the likelihood over the model parameter f_{NL} . In fact, by using the latter method, we find $f_{\text{NL}} = 40 \pm 180$ for the wavelet method and $f_{\text{NL}} = 30 \pm 210$ for the curvature method, both at 2σ , in agreement with previous results. However, by using frequentist confidence intervals obtained by 200 Monte-Carlo simulations of the best fit model, we find $f_{\text{NL}} = 40 \pm 280$ and $f_{\text{NL}} = 30^{+540}_{-570}$ at the 2σ level for the two methods, respectively. We conclude that care must be taken when approximating the confidence intervals on f_{NL} using the integral of the likelihood with respect to the parameter.

ACKNOWLEDGEMENTS

We acknowledge the use of the Legacy Archive for Microwave Background Data Analysis (LAMBDA). Support for LAMBDA is provided by the NASA Office of Space Science. Partial financial support from INAF (progetto di ricerca “Non-Gaussian primordial perturbations: constraints from CMB and redshift surveys”) is acknowledged. FKH acknowledges financial support from the CMBNET Research Training Network. We acknowledge use of the HEALPix (Górski et al. 1998) software and analysis package for deriving the results in this paper. This research used resources of the National Energy Research Scientific Computing Center, which is supported by the Office of Science of the U.S. Department of Energy under Contract No. DE-AC03-76SF00098.

REFERENCES

- Acquaviva V., Bartolo N., Matarrese S., Riotto A., 2003, Nucl. Phys. B667, 119
Alishahiha M., Silverstein E., Tong D., 2004, preprint (hep-th/0404084)
Arkani-Hamed N., Creminelli P., Mukohyama S., Zaldarriaga M., 2004, JCAP, 04, 001
Barreiro R.B., Hobson M.P., 2001, MNRAS, 327, 813
Bartolo N., Matarrese S., Riotto A., 2002, Phys. Rev., D65, 103505
Bartolo N., Matarrese S., Riotto A., 2004a, JCAP, 0401, 003
Bartolo N., Matarrese S., Riotto A., 2004b, JHEP, 0404, 006
Bartolo N., Matarrese S., Riotto A., 2004c, Phys. Rev., D69, 043503
Bennett C.L. et al., 2003, ApJS, 148, 1
Bernardeau F., Uzan J.-P., 2002, Phys. Rev., D66, 103506
Bernardeau F., Uzan J.-P., 2003, Phys. Rev., D67, 121301
Cabella P., Ph.D. Thesis, 2004, University of ‘Tor Vergata’, Rome
Cabella P., Hansen F., Marinucci D., Pagano D., Vittorio N., 2004, Phys. Rev., D69, 063007
Cayón L., Martínez-González E., Argüeso F., Banday A.J., Górski K.M., 2003, MNRAS, 339, 1189
Cayón L., Sanz J.L., Barreiro R.B., Martínez-González E., Vielva P., Toffolatti L., Silk J., Diego J.M., Argüeso F., 2000, MNRAS, 315, 757
De Troia G. et al., 2003, MNRAS, 343, 284
Dorè O., Colombi S., Bouchet F.R., 2003, MNRAS, 344, 905
Dvali G., Gruzinov A., Zaldarriaga M., 2004, Phys. Rev., D69, 083505
Enqvist K., Sloth M.S., 2002, Nucl. Phys., B626, 395
Enqvist K., Vaihkonen A., 2004, preprint (hep-ph/0405103)
Falk T., Rangarajan R., Srednicki M., 1993, ApJ, 403, L1
Forni O., Aghanim N., 2001, A&AS, 137, 553
Gangui A., Lucchin F., Matarrese S., Mollerach S., 1994, ApJ 430, 447
Gaztañaga E., Wagg J., 2003, Phys. Rev., D68, 021302
Górski K.M., Hivon E., Wandelt B.D., 1998, Analysis Issues for Large CMB Data Sets, eds. A.J. Banday, R.K. Sheth and L. Da Costa, ESO, Printpartners Ipskamp, NL, pp.37-42
Hansen F.K., Cabella P., Marinucci D., Vittorio N., 2004, preprint (astro-ph/0310511)
Hansen F.K., Marinucci D., Vittorio N., 2003, Phys. Rev., D67, 123004
Hansen F.K., Marinucci D., Natoli P., Vittorio N., 2002, Phys. Rev., D66, 063006
Kofman L., 2003, preprint (astro-ph/0303614)
Komatsu E., Spergel D.N., 2001, Phys. Rev., D63, 063002
Komatsu E., Spergel D.N., Wandelt B.D., 2003, preprint (astro-ph/0305189)
Komatsu E., Wandelt B.D., Spergel D.N., Banday A.J., Górski K.M., 2002, ApJ, 566, 19
Komatsu E. et al. 2003, ApJS, 148, 119
Liguori M., Matarrese S., Moscardini L., 2003, ApJ, 597, 57 (LMM)
Liguori M., Matarrese S., Riotto A., 2004, in preparation

- Lyth D., Ungarelli C., Wands D., 2003, Phys. Rev., D67, 023503
- Lyth D., Wands D., 2002, Phys. Lett., B524, 5
- Maldacena J., 2002, JHEP, 0305, 013
- Martínez-González E., Gallegos J.E., Argüeso F., Cayón L., Sanz J.L., 2002, MNRAS, 336, 22
- Matarrese S., Riotto A., 2003, JCAP, 0308, 007
- Mollerach S., 1990, Phys. Rev., D42, 313
- Moroi T., Takahashi T., 2001, Phys. Lett., B522, 215
- Moroi T., Takahashi T., 2002, Phys. Rev., D66, 063501
- Mukherjee P., Wang Y., 2004, preprint (astro-ph/0310511) (MW)
- Salopek D.S., Bond J.R., 1990, Phys. Rev., D42, 3936
- Salopek D.S., Bond J.R., 1991, Phys. Rev., D43, 1005
- Santos M.G. et al., 2003, MNRAS, 341, 623
- Sanz J.L., Argüeso F., Cayón L., Martínez-González E., Barreiro, R.B., Toffolatti L., 1999, MNRAS, 309, 672
- Schmalzing J., Górski K.M., 1998, MNRAS, 297, 355
- Seljak U., Zaldarriaga M., 1996, ApJ, 469, 437
- Starck J.-L., Aghanim N., Forni O., 2004, A&A, 416, 9
- Tenorio L., Jaffe A.H., Hanany S., Lineweaver C.H., 1999, MNRAS, 310, 823
- Varshalovich D.A., Moskalev A.N., Khersonskii V.K., 1988, 'Quantum theory of angular momentum' (World Scientific Publishing)
- Verde L., Wang L., Heavens A.F., Kamionkowski M., 2000, MNRAS, 313, 141
- Vielva P., Martínez-González E., Barreiro R.B., Sanz J.L., Cayon L., 2003, preprint (astro-ph/0310273)
- Wands D., Bartolo N., Matarrese S., Riotto A., 2002, Phys. Rev., D66, 043520
- Wang L., Kamionkowski M., 2000, Phys. Rev., D61, 063504
- Zaldarriaga M., 2004, Phys. Rev., D69, 043508