

# Model independent analysis of dark energy I: Supernova fitting result

Yungui Gong\*

*Institute of Applied Physics and College of Electronic Engineering,  
Chongqing University of Post and Telecommunication, Chongqing 400065, China*

The nature of dark energy is a mystery to us. This paper uses the supernova data to explore the property of dark energy by some model independent methods. We first Talyor expanded the scale factor  $a(t)$  to find out the deceleration parameter  $q_0 < 0$ . This result just invokes the Robertson-Walker metric. Then we discuss several different parameterizations used in the literature. We find that  $\Omega_{DE0}$  is almost less than  $-1$  at  $1\sigma$  level. We also find that the transition redshift from deceleration phase to acceleration phase is  $z_T \sim 0.3$ .

PACS numbers: 98.80.-k, 98.80.Es, 98.80.Cq

## I. INTRODUCTION

The type Ia supernova (SN Ia) observations suggest that dark energy contributes  $2/3$  to the critical density of the present universe [1, 2]. SN Ia observations also provide the evidence of a decelerated universe in the recent past with the transition redshift  $z_T \sim 0.5$  [3, 4, 5]. The cosmic background microwave (CMB) observations favored a spatially flat universe as predicted by the inflationary models [6, 7]. There are many dark energy models proposed in the literature. For a review of dark energy models, see, for example Ref. [8] and references therein. However, the nature of dark energy is still unknown. It is not practical to test every single dark energy model by using the observational data. Therefore, a model independent probe of dark energy is one of the best ways to study the nature of dark energy.

The type Ia supernovae (SNe) as standard candles are used to measure the luminosity distance-redshift relation  $d_L(z)$ . So we can model the luminosity distance  $d_L$  to study the property of dark energy. Huterer and Turner modelled the luminosity distance by a simple power law  $d_L(z) = \sum_{i=1}^N c_i z^i$  [9]. Saini *et al.* used a more complicated function to model the luminosity distance [10]. Another way to probe the nature of dark energy is to parameterize the dark energy equation of state  $\omega_{DE}$ . The simplest parameterization is the constant equation of state model  $\omega_{DE} = \text{constant}$ . Several authors modelled  $\omega_{DE}$  as  $\omega_{DE} = \sum_{i=0}^N \omega_i z^i$  [11, 12]. Apparently this parameterization is not good for high  $z$ . Recently, a parameterization  $\omega_{DE} = \omega_0 + \omega_a z/(1+z)$  was proposed [13, 14, 15]. By fitting the model to SN Ia data, we find that  $\omega_0 + \omega_a > 0$ , so this parameterization is not good at high  $z$  too. Jassal, Bagla and Padmanabhan modified this parameterization as  $\omega_{DE} = \omega_0 + \omega_a z/(1+z)^2$  [16] and the problem was solved. More complicated function forms for  $\omega_{DE}(z)$  were also proposed in the literature [17, 18, 19]. We can also model the dark energy density itself. For example, a simple power law expansion  $\Omega_{DE} = \sum_{i=0}^N A_i z^i$  was used to investigate the nature of dark energy [20, 21, 22, 23].

There are other parameterizations, like the piecewise constant parameterizations [24, 25, 26].

This paper is organized as follows. In section II, We first use a Taylor expansion to expand the scale factor, then we fit the model to the whole 157 gold sample of SNe compiler by Riess *et al.* [5]. By expanding the scale factor, the fitting parameters have more physical meanings. In section III, we analyze the dark energy parameterizations proposed in [20]. In section IV, we first study the parameterization  $\omega_{DE} = \omega_0 + \omega_a z/(1+z)$  [13, 14] and point out that this parameterization is not good at high  $z$ . Then we study the parameterization  $\omega_{DE} = \omega_0 + \omega_a z/(1+z)^2$  [16]. In section V, we first investigate the parameterization proposed by Wetterich [19], then we consider two modified parameterizations. In section VI, we give some discussions.

## II. MODEL INDEPENDENT METHOD

In a homogeneous and isotropic universe, the Friedmann-Robertson-Walker (FRW) space-time metric is

$$ds^2 = -dt^2 + a^2(t) \left[ \frac{dr^2}{1 - k r^2} + r^2 d\Omega \right]. \quad (1)$$

For a null geodesic, we have

$$\int_{t_1}^{t_0} \frac{dt}{a(t)} = \int_0^{r_1} \frac{dr}{\sqrt{1 - k r^2}} \equiv f(r_1), \quad (2)$$

where

$$f(r_1) = \begin{cases} \sin^{-1} r_1, & k = 1, \\ r_1, & k = 0, \\ \sinh^{-1} r_1, & k = -1. \end{cases}$$

From Eq. (2), we get the luminosity distance  $d_L = a_0(1+z)r_1$  by Talyor expansion [27],

$$H_0 d_L = z + \frac{1}{2}(1-q_0)z^2 + \frac{1}{6}(q_0 + 3q_0^2 - 1 - j_0 - \Omega_k)z^3 + \frac{1}{24}(2 - 2q_0 - 15q_0^2 - 15q_0^3 + 5j_0 + 10q_0j_0 + s_0 + 2\Omega_k + 6\Omega_k q_0)z^4 + O(z^5), \quad (3)$$

where the redshift  $z$  is defined as  $1+z = a_0/a(t)$ , the subscript 0 means that a variable is evaluated at the present time, the Hubble parameter  $H(t)$ , the deceleration parameter  $q(t)$ , the jerk parameter  $j(t)$  and the snap parameter  $s(t)$  are defined as

$$H(t) = \dot{a}/a = \frac{1}{a} \frac{da}{dt}, \quad (4)$$

$$q(t) = -a^{-1}H^{-2}\ddot{a} = -\frac{1}{aH^2} \frac{d^2a}{dt^2}, \quad (5)$$

$$j(t) = \frac{1}{aH^3} \frac{d^3a}{dt^3}, \quad (6)$$

$$s(t) = \frac{1}{aH^4} \frac{d^4a}{dt^4}, \quad (7)$$

and  $\Omega_k = k/(a_0^2 H_0^2)$ . The jerk parameter was also referred as satefinder [28]. We may use the above expression (3) to probe the geometry of the universe [29, 30]. It is also straightforward to get

$$H^2(z) = H_0^2[1 + 2(1+q_0)z + (1+2q_0+j_0)z^2 - \frac{1}{3}(s_0 + q_0j_0)z^3 + O(z^4)], \quad (8)$$

$$q(z) = q_0 - (q_0 + 2q_0^2 - j_0)z + \left(4q_0^3 + 4q_0^2 + q_0 - 2j_0 - \frac{s_0}{2} - \frac{7j_0q_0}{2}\right)z^2 + O(z^3). \quad (9)$$

Now let us find out  $q_0$ ,  $j_0$  and  $s_0$  from the SN data compiled by Riess *et al.* [5], these parameters are determined by minimizing

$$\chi^2 = \sum_i \frac{[\mu_{\text{obs}}(z_i) - \mu(z_i)]^2}{\sigma_i^2}, \quad (10)$$

where  $\sigma_i$  is the total uncertainty in the SN Ia observation and the extinction-corrected distance moduli  $\mu(z) = 5 \log_{10}(d_L(z)/\text{Mpc}) + 25$ . In the fitting process, we use the SN Ia gold sample only and we consider a flat universe with  $\Omega_k = 0$ . Because we use Taylor expansion to get the luminosity distance, this expansion may break down at high  $z$ . Therefore, we first use the full 157 gold sample SNe, then we use those 148 SNe with  $z \leq 1.0$ . The best

fit parameters to the whole 157 gold sample SNe are  $(q_0, j_0, s_0) = (-1.1, 6.4, 39.5)$  with  $\chi^2 = 174.2$ . The best fit parameters to the 148 gold sample SNe with  $z \leq 1.0$  are  $(q_0, j_0, s_0) = (-1.7, 14.4, 149.4)$  with  $\chi^2 = 160.8$ .

If we expand the luminosity distance  $d_L$  to the third order only, i.e., we only consider the parameters  $q_0$  and  $j_0$  in Eq. (3), then we find that the best fit parameters to the whole 157 gold sample SNe are:  $q_0 = -0.64^{+0.25}_{-0.26}$ ,  $j_0 = 1.2^{+1.5}_{-1.1}$  and  $\chi^2 = 176.1$ . At 99.5% confidence level,  $q_0 = -0.64^{+0.56}_{-0.59}$ , so we conclude that the expansion of the universe is accelerating with 99.5% confidence. From Eq. (9), we get  $z_T = q_0/(q_0 + 2q_0^2 - j_0) = 0.595^{+1.849}_{-0.177}$ . The best fit parameters to the 148 gold sample SNe with  $z \leq 1.0$  are:  $q_0 = -1.0 \pm 0.4$ ,  $j_0 = 4.7^{+4.1}_{-3.1}$  and  $\chi^2 = 161.3$ . At 99.5% confidence level,  $q_0 = -1.0^{+0.9}_{-1.0}$ , so we conclude again that the expansion of the universe is accelerating with 99.5% confidence. With the best fit parameters, we find that  $z_T = q_0/(q_0 + 2q_0^2 - j_0) = 0.295^{+0.174}_{-0.056}$ . The contour plot for  $q_0$  and  $j_0$  is shown in Figs. 1 and 2.

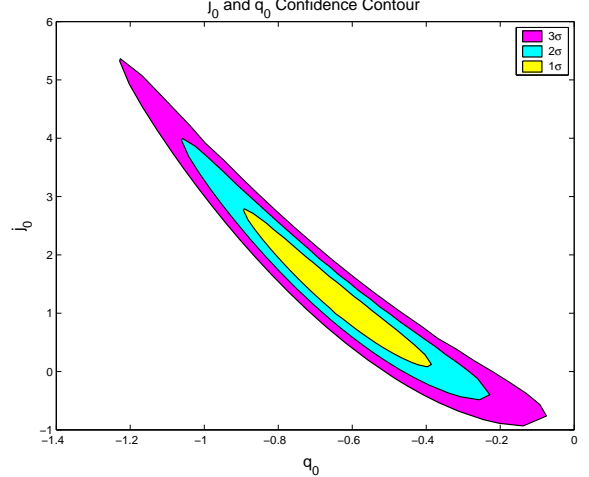


FIG. 1: The plot of  $q_0$  and  $j_0$  contour fitting to the whole 157 gold sample SNe.

So far our analysis uses the FRW metric only, we have not specified any gravitational theory yet. The above results are applicable to a wide range of theories. For example,  $q_0 = (\Omega_{m0} - 2\Omega_\Lambda)/2$  and  $j_0 = \Omega_{m0} + \Omega_\Lambda$  for the  $\Lambda$ -CDM model. Now let us consider the Einstein gravity. The Friedmann equations are

$$H^2 = \left(\frac{\dot{a}}{a}\right)^2 = \frac{8\pi G}{3}(\rho_m + \rho_{DE}), \quad (11)$$

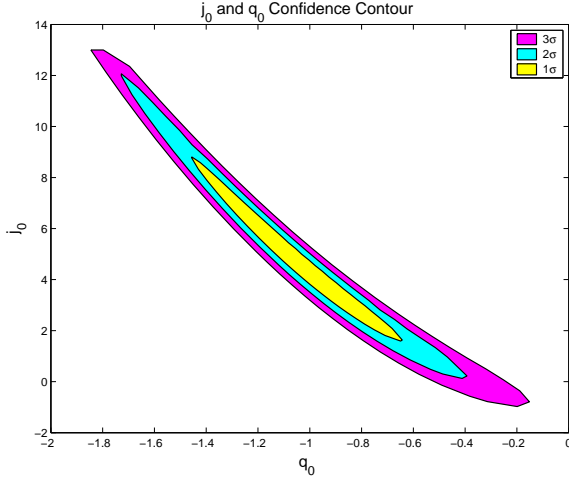


FIG. 2: The plot of  $q_0$  and  $j_0$  contour fitting to the 148 gold sample SNe with  $z \leq 1.0$ .

$$\frac{\ddot{a}}{a} = -\frac{4\pi G}{3}(\rho_m + \rho_{DE} + 3p_{DE}), \quad (12)$$

$$\omega_{DE} = \frac{2q_0 - 1 + 2(j_0 - 1)z - (1 + 2q_0 + j_0 + q_0j_0 + s_0)z^2 + (s_0 + q_0j_0)z^3/3}{3[1 + 2(1 + q_0)z + (1 + 2q_0 + j_0)z^2 - (s_0 + q_0j_0)z^3/3 - \Omega_{m0}(1 + z)^3]}. \quad (15)$$

Therefore,  $\omega_{DE0} = (2q_0 - 1)/3(1 - \Omega_{m0})$ . If we expand the luminosity distance to the fifth order, then we need to add to Eq. (3) the following correction

$$-\frac{1}{120}(6 + 14q_0 - 61q_0^2 - 160q_0^3 - 105q_0^4 + 110q_0j_0 + 105q_0^2j_0 + 15q_0s_0 + 27j_0 - 10j_0^2 + 11s_0 + c_0)z^5. \quad (16)$$

The best fit parameters to the whole 157 gold sample SNe are  $(q_0, j_0, s_0, c_0) = (-1.1, 7.6, 55.6, 676.6)$  with  $\chi^2 = 173.4$ . The correction to  $H_0 d_L$  at  $z = 1.5$  is about  $-1.3$  which is around 34%. The best fit parameters to the 148 gold sample SNe with  $z \leq 1.0$  are  $(q_0, j_0, s_0, c_0) = (-1.5, 11.4, 101.2, 1484.2)$  with  $\chi^2 = 160.8$ . The correction to  $H_0 d_L$  at  $z = 1.5$  is about 0.19 which is around 8.5%. Therefore the introduction of the fifth order correction changes the value of  $q_0$  a little. We still have  $q_0 < 0$ . It is clear that the kinematic determination of the cosmological parameters is better suited for low redshift SNe Ia. However, from the observational data,  $(z, \mu(z)) = (1.4, 45.09)$ ,  $(z, \mu(z)) = (1.551, 45.3)$  and  $(z, \mu(z)) = (1.755, 45.53)$ , we see that  $\Delta\mu(z) = 0.21$  when  $\Delta z = 0.151$  and  $\Delta\mu(z) = 0.23$  when  $\Delta z = 0.205$ . Theoretically, we know that  $d\mu(z) = (5/\ln(10))(d d_L(z)/d_L(z) dz) dz$ . From Eq. (3), we get  $d\mu(z) = (5/\ln(10))(n/z) dz$  if the luminosity distance is dominated by the higher term  $z^n$ . Combining the above analysis from both experimental

$$\dot{\rho} + 3H(\rho + p) = 0, \quad (13)$$

where the matter density  $\rho_m = \rho_{m0}(a_0/a)^3$  and  $\rho_{DE}$  is the dark energy density. Combining Eqs. (11-13), we get the dark energy equation of state parameter

$$\omega_{DE} = \frac{p_{DE}}{\rho_{DE}} = \frac{(2q - 1)H^2}{3(H^2 - H_0^2\Omega_{m0}(1 + z)^3)}, \quad (14)$$

where  $\Omega_{m0} = 8\pi G\rho_{m0}/(3H_0^2)$ . From the above expression, we find that we need to expand the luminosity distance to the fifth order in order to study the dark energy equation of state, i.e., we need the crackle parameter  $c(t) = (aH^5)^{-1}d^5a/dt^5$ . Nevertheless, we still use the deceleration parameter in Eq. (9) to explore the dark energy property. Combining Eqs. (8,9,14), we get

data and theory, we find that  $n \sim 1$ . Therefore, in this case, the higher term may not be the dominant term.

We conclude that  $q_0 < 0$  with 99.5% confidence. In other words, we conclude that the expansion of the universe is accelerating.

### III. "TALYLOR EXPANSION" OF DARK ENERGY

In this section, we parameterize the dark energy density as [20]

$$\Omega_{DE}(z) = A_0 + A_1(1 + z) + A_2(1 + z)^2, \quad (17)$$

where  $\Omega_{DE}(z) = 8\pi G\rho_{DE}(z)/(3H_0^2)$  and  $A_0 = 1 - \Omega_{m0} - A_1 - A_2$ . This parameterization is equivalent to Eq. 8 with  $\Omega_{m0} = -(s_0 + q_0j_0)/3$ . The relationship between the dark energy state of equation parameter  $\omega_{DE}$  and the redshift is

$$\omega_{DE} = \frac{1 + z}{3} \frac{A_1 + 2A_2(1 + z)}{A_0 + A_1(1 + z) + A_2(1 + z)^2} - 1.$$

With the above parameteriaztion, we find that  $\Omega_{DE} \ll \Omega_m$  and  $\omega_{DE} \approx -1/3$  when  $z \gg 1$ . Combining the above two equations, we find that the transition redshift  $z_T$  satisfies

$$\Omega_{m0}(1 + z)^3 - A_1(1 + z) - 2A_0 = 0. \quad (18)$$

The best fit to the whole 157 gold sample SNe gives  $A_1 = -5.79$ ,  $A_2 = 2.9$  and  $\Omega_{m0} = 0.3 \pm 0.04$  [31], then we get the best fit parameters  $A_1 = -4.2^{+4.6}_{-5.4}$  and  $A_2 = 1.7^{+2.2}_{-1.8}$  with  $\chi^2 = 174.21$ . Substitute these parameter values to Eq. (18), we find that  $z_T = 0.35$ . The evolutions of the dark energy density and  $\omega_{DE}$  are shown in Fig. 3. In [20], the authors showed that the SNe data favored an evolving dark energy model by using the above reconstruction. They also showed that  $z_T \sim 0.4$ . Our results are consistent with those analysis.

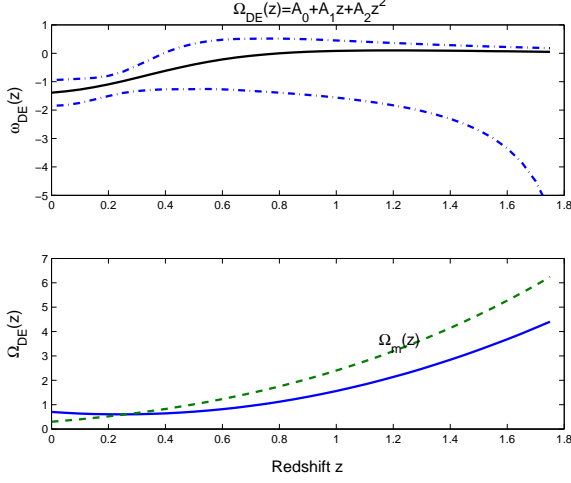


FIG. 3: The parameters are the best fit parameters with the prior  $\Omega_{m0} = 0.3 \pm 0.04$  to the 157 gold sample SNe. The upper panel shows  $\omega_{DE}(z)$ , the dotted dash lines are the  $1\sigma$  regions. The lower panel shows  $\Omega_m(z)$  and  $\Omega_{DE}(z)$

Because it is possible that  $\omega_{DE} < -1$ , so we consider another two parameter representation of dark energy

$$\Omega_{DE}(z) = B_0 + B_1(1+z) + B_{-1}/(1+z), \quad (19)$$

where  $B_0 = 1 - \Omega_{m0} - B_1 - B_{-1}$ . with this parameterization, we get

$$\omega_{DE} = \frac{1}{3} \frac{B_1(1+z)^2 - B_{-1}}{B_1(1+z)^2 + B_0(1+z) + B_{-1}} - 1.$$

The above equation tells us that  $\Omega_{DE} \ll \Omega_m$  and  $\omega_{DE} \approx -2/3$  when  $z \gg 1$ . Combining the above two equations, we find that the transition redshift  $z_T$  satisfies

$$\Omega_{m0}(1+z)^3 - B_1(1+z) - 2B_0 - \frac{3B_{-1}}{1+z} = 0. \quad (20)$$

The best fit to the whole 157 gold sample SNe gives  $B_{-1} = 6.87$ ,  $B_1 = 6.14$  and  $\Omega_{m0} \sim 0$  with  $\chi^2 = 173.2$ . If we use a Gaussian prior  $\Omega_{m0} = 0.3 \pm 0.04$ , then we get the best fit parameters  $B_{-1} = 4.1^{+4.7}_{-4.2}$  and  $B_1 = 2.8^{+3.4}_{-3.0}$  with  $\chi^2 = 173.65$ . Substitute the best fit parameters into Eq. (20), we get  $z_T = 0.30$ . The evolutions of  $\omega_{DE}$  and  $\Omega_{DE}$  are shown in Fig. 4.

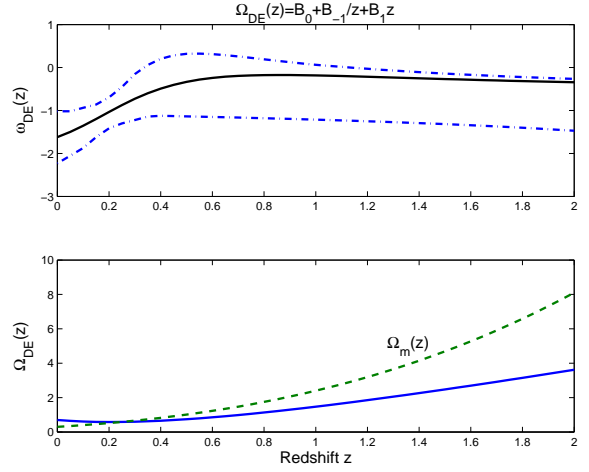


FIG. 4: The parameters are the best fit parameters with the prior  $\Omega_{m0} = 0.3 \pm 0.04$  to the 157 gold sample SNe. The upper panel shows  $\omega_{DE}(z)$ , the dotted dash lines are the  $1\sigma$  regions. The lower panel shows  $\Omega_m(z)$  and  $\Omega_{DE}(z)$

#### IV. LINDER'S PARAMETERIZATION

In this section, we first consider the parameterization [13, 14]

$$\omega_{DE} = \omega_0 + \frac{\omega_a z}{1+z}. \quad (21)$$

When  $z \gg 1$ , we have  $\omega_{DE} \sim \omega_0 + \omega_a$ . The dark energy density is

$$\Omega_{DE} = \Omega_{DE0}(1+z)^{3(1+\omega_0+\omega_a)} \exp(-3\omega_a z/(1+z)).$$

Combining the above two equations, we find that  $z_T$  satisfies

$$\Omega_{m0} + (1 - \Omega_{m0}) \left( 1 + 3\omega_0 + \frac{3\omega_a z}{1+z} \right) \times (1+z)^{3(\omega_0+\omega_a)} \exp\left(\frac{-3\omega_a z}{1+z}\right) = 0. \quad (22)$$

The best fit to the whole 157 gold sample SNe gives  $\omega_0 = -2.5$ ,  $\omega_a = 3.7$  and  $\Omega_{m0} = 0.46$  with  $\chi^2 = 173.5$ . If we use a Gaussian prior  $\Omega_{m0} = 0.3 \pm 0.04$ , then we get the best fit parameters  $\omega_0 = -1.6^{+0.6}_{-0.8}$  and  $\omega_a = 3.3^{+3.4}_{-3.7}$  with  $\chi^2 = 173.92$ . Substitute the best fit parameters into Eq. (22), we get  $z_T = 0.35$ . The evolutions of  $\omega_{DE}$  and  $\Omega_{DE}$  are shown in Fig. 5.

From Fig. 5, we see that the dark energy density is greater than the matter density at high  $z$  because  $\omega_0 + \omega_a > 0$ . So Linder's parameterization may not be a good choice at high  $z$ . Recently, Jassal, Bagla and Padmanabhan considered the following parameterization [16],

$$\omega_{DE} = \omega_0 + \frac{\omega_a z}{(1+z)^2}. \quad (23)$$

When  $z \gg 1$ , we have  $\omega_{DE} \sim \omega_0$ . The dark energy density is

$$\Omega_{DE} = \Omega_{DE0}(1+z)^{3(1+\omega_0)} \exp(3\omega_a z^2/2(1+z)^2).$$

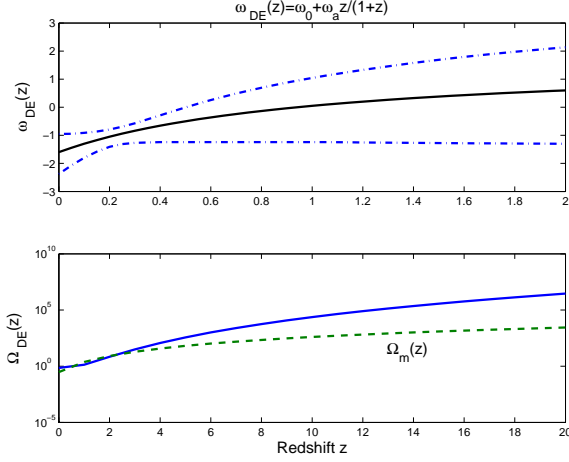


FIG. 5: The parameters are the best fit parameters with the prior  $\Omega_{m0} = 0.3 \pm 0.04$  to the 157 gold sample SNe. The upper panel shows  $\omega_{DE}(z)$ , the dotted dash lines are the  $1\sigma$  regions. The lower panel shows  $\Omega_m(z)$  and  $\Omega_{DE}(z)$

Combining the above two equations, we find that  $z_T$  satisfies

$$\Omega_{m0} + (1 - \Omega_{m0}) \left( 1 + 3\omega_0 + \frac{3\omega_a z}{(1+z)^2} \right) \times (1+z)^{3\omega_0} \exp\left(\frac{3\omega_a z^2}{2(1+z)^2}\right) = 0. \quad (24)$$

The best fit to the whole 157 gold sample SNe gives  $\omega_0 = -2.5$ ,  $\omega_a = 7.6$  and  $\Omega_{m0} = 0.42$  with  $\chi^2 = 173.3$ . If we use a Gaussian prior  $\Omega_{m0} = 0.3 \pm 0.04$ , then we get the best fit parameters  $\omega_0 = -1.9^{+0.9}_{-1.1}$  and  $\omega_a = 6.6 \pm 6.7$  with  $\chi^2 = 173.41$ . Substitute the best fit parameters into Eq. (24), we get  $z_T = 0.30$ . The evolutions of  $\omega_{DE}$  and  $\Omega_{DE}$  are shown in Fig. 6. From Fig. 6, it is clear

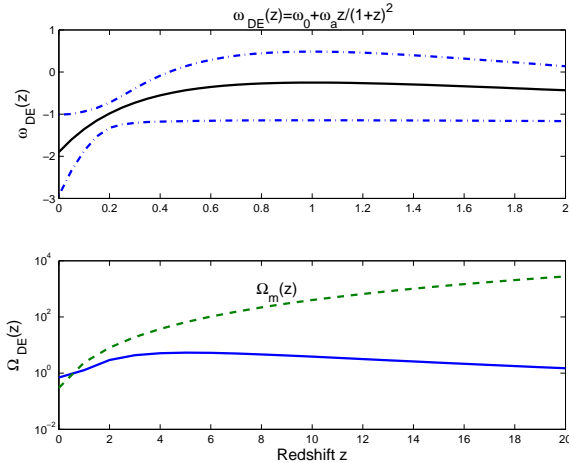


FIG. 6: The parameters are the best fit parameters with the prior  $\Omega_{m0} = 0.3 \pm 0.04$  to the 157 gold sample SNe. The upper panel shows  $\omega_{DE}(z)$ , the dotted dash lines are the  $1\sigma$  regions. The lower panel shows  $\Omega_m(z)$  and  $\Omega_{DE}(z)$

that the dark energy density did not dominate over the

matter energy density at high  $z$ . Our result is consistent with that obtained in [16].

## V. WETTERICH'S PARAMETERIZATION

In this section, we first consider the parameterization given by Wetterich [19],

$$\omega_{DE} = \frac{\omega_0}{[1 + b \ln(1+z)]^2}. \quad (25)$$

When  $z \gg 1$ , we have  $\omega_{DE} \sim 0$ . The dark energy density is

$$\Omega_{DE} = \Omega_{DE0}(1+z)^{3+3\omega_0/[1+b \ln(1+z)]}.$$

Combining the above two equations, we find that  $z_T$  satisfies

$$\Omega_{m0} + (1 - \Omega_{m0}) \left( 1 + \frac{3\omega_0}{[1 + b \ln(1+z)]^2} \right) \times (1+z)^{3\omega_0/[1+b \ln(1+z)]} = 0. \quad (26)$$

The best fit to the whole 157 gold sample SNe gives  $\omega_0 = -1.84$ ,  $b = 5.85$  and  $\Omega_{m0} \sim 0$  with  $\chi^2 = 173.09$ . If we use a Gaussian prior  $\Omega_{m0} = 0.3 \pm 0.04$ , then we get the best fit parameters  $\omega_0 = -2.5^{+1.3}_{-4.8}$  and  $b = 4.0^{+11.4}_{-3.5}$  with  $\chi^2 = 173.15$ . Substitute the best fit parameters into Eq. (26), we get  $z_T = 0.26$ . The evolutions of  $\omega_{DE}$  and  $\Omega_{DE}$  are shown in Fig. 7. Because the best fit for the above

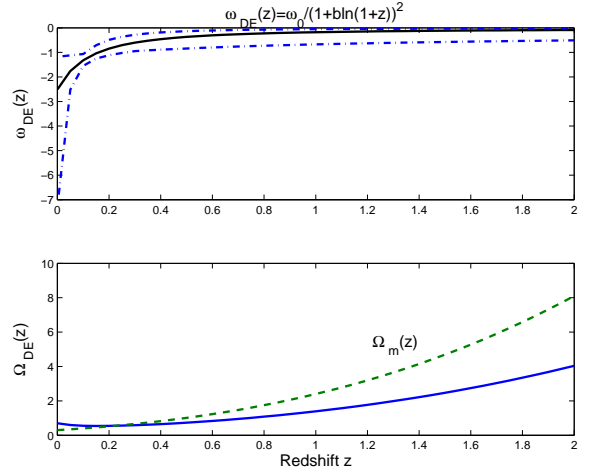


FIG. 7: The parameters are the best fit parameters with the prior  $\Omega_{m0} = 0.3 \pm 0.04$  to the 157 gold sample SNe. The upper panel shows  $\omega_{DE}(z)$ , the dotted dash lines are the  $1\sigma$  regions. The lower panel shows  $\Omega_m(z)$  and  $\Omega_{DE}(z)$

parameterization gives  $\Omega_{m0} \sim 0$  which is not physical, we first modify the above parameterization as

$$\omega_{DE} = \frac{\omega_0}{1 + b \ln(1+z)}. \quad (27)$$

When  $z \gg 1$ , we have  $\omega_{DE} \sim 0$ . The dark energy density is

$$\Omega_{DE} = \Omega_{DE0}(1+z)^3 [1 + b \ln(1+z)]^{3\omega_0/b}.$$

Combining the above two equations, we find that  $z_T$  satisfies

$$\Omega_{m0} + (1 - \Omega_{m0}) \left( 1 + \frac{3\omega_0}{1 + b \ln(1+z)} \right) \times [1 + b \ln(1+z)]^{3\omega_0/b} = 0. \quad (28)$$

The best fit to the whole 157 gold sample SNe gives  $\omega_0 = -3.05$ ,  $b = 36.8$  and  $\Omega_{m0} \sim 0$  with  $\chi^2 = 172.75$ . If we use a Gaussian prior  $\Omega_{m0} = 0.3 \pm 0.04$ , then we get the best fit parameters  $\omega_0 = -3.4^{+2.1}_{-17.7}$  and  $\omega_a = 17.8^{+162.3}_{-16.4}$  with  $\chi^2 = 172.91$ . This modification does not solve the problem of  $\Omega_{m0} \sim 0$ . Substitute the best fit parameters into Eq. (28), we get  $z_T = 0.25$ . The evolutions of  $\omega_{DE}$  and  $\Omega_{DE}$  are shown in Fig. 8.

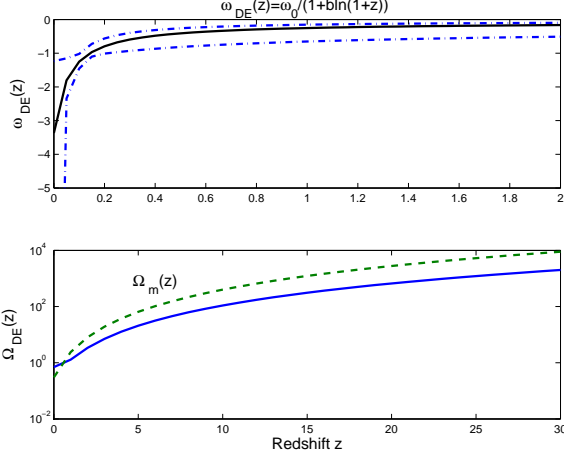


FIG. 8: The parameters are the best fit parameters with the prior  $\Omega_{m0} = 0.3 \pm 0.04$  to the 157 gold sample SNe. The upper panel shows  $\omega_{DE}(z)$ , the dotted dash lines are the  $1\sigma$  regions. The lower panel shows  $\Omega_m(z)$  and  $\Omega_{DE}(z)$

Now let us consider another modification

$$\omega_{DE} = \omega_0 + \frac{\omega_a}{1 + \ln(1+z)}. \quad (29)$$

When  $z \gg 1$ , we have  $\omega_{DE} \sim \omega_0$ . The dark energy density is

$$\Omega_{DE} = \Omega_{DE0}(1+z)^{3(1+\omega_0)}[1 + \ln(1+z)]^{3\omega_a}.$$

Combining the above two equations, we find that  $z_T$  satisfies

$$\Omega_{m0} + (1 - \Omega_{m0}) \left( 1 + 3\omega_0 + \frac{3\omega_a}{1 + b \ln(1+z)} \right) \times (1+z)^{3\omega_0} [1 + \ln(1+z)]^{3\omega_a} = 0. \quad (30)$$

The best fit to the whole 157 gold sample SNe gives  $\omega_0 = 2.2$ ,  $\omega_a = -4.7$  and  $\Omega_{m0} = 0.454$  with  $\chi^2 = 173.47$ . If we use a Gaussian prior  $\Omega_{m0} = 0.3 \pm 0.04$ , then we get the best fit parameters  $\omega_0 = 2.4^{+2.6}_{-2.9}$  and  $\omega_a = -4.1^{+3.4}_{-3.1}$  with  $\chi^2 = 173.81$ . Substitute the best fit parameters into Eq. (30), we get  $z_T = 0.34$ . The evolutions of  $\omega_{DE}$  and

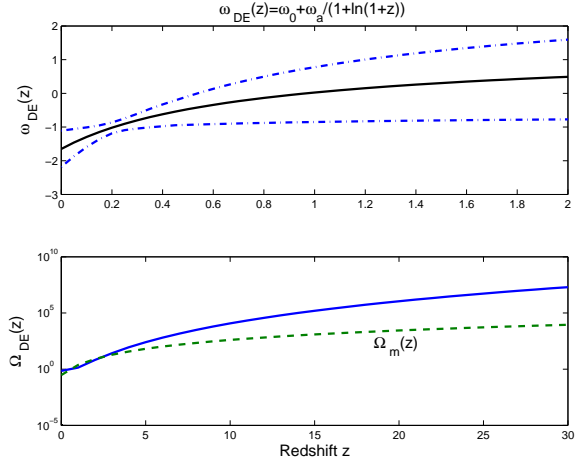


FIG. 9: The parameters are the best fit parameters with the prior  $\Omega_{m0} = 0.3 \pm 0.04$  to the 157 gold sample SNe. The upper panel shows  $\omega_{DE}(z)$ , the dotted dash lines are the  $1\sigma$  regions. The lower panel shows  $\Omega_m(z)$  and  $\Omega_{DE}(z)$

$\Omega_{DE}$  are shown in Fig. 9. Although this modification solves the problem of  $\Omega_{m0} \sim 0$ , it is not good at early times because the dark energy density dominated over the matter energy density at early times as shown in Fig. 9.

## VI. DISCUSSIONS

The SN data shows that the expansion of the universe is accelerating. This conclusion does not dependent on any particular model. In order to see the property of  $\omega_{DE}(z)$ , we plot  $\omega_{DE}(z)$  for all the models considered in this paper together in Fig. 10. From Fig. 10, we see that:

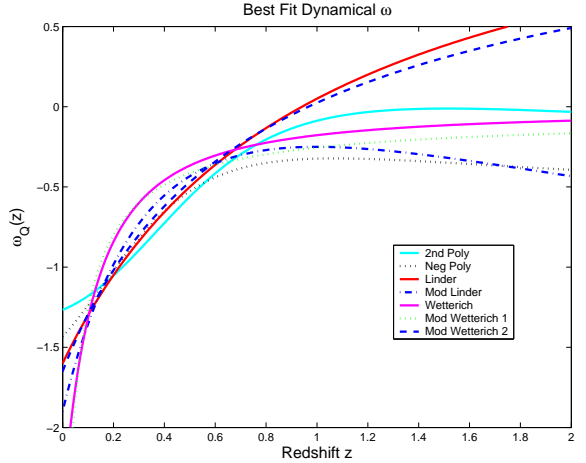


FIG. 10: The evolution of  $\omega_{DE}$  for different parameterizations. The parameters are the best fit parameters with the prior  $\Omega_{m0} = 0.3 \pm 0.04$  to the 157 gold sample SNe.

- (1)  $\omega_{DE0} < -1$ . This is even true at  $1\sigma$  level. This does not mean that we can exclude the  $\Lambda$ -CDM model;
- (2)  $\omega_{DE}(z)$  increases when  $z$  increases.  $\omega_{DE}(z)$  changes more

rapidly at low  $z$  than at high  $z$ . This property may be due to the choices of the parameterizations we made; (3)  $z_T \sim 0.3$ . The parameterization (23) is a good choice. It avoids the problem that the dark energy dominated the matter energy at early times. The best fit  $\Omega_{m0}$  to the SN data for this parameterization is not almost zero. The problem of  $\Omega_{m0} \sim 0$  is not a serious problem because  $\chi^2$  depends on  $\Omega_{m0}$  only weakly for all the three parameter models discussed in this paper. In [21], the authors found that  $z_T \sim 0.4$  by using a model independent analysis. We would like to stress that the results obtained in this paper are consistent with other model independent analysis obtained in the literature [16, 20, 21, 22, 24].

## Acknowledgments

The author is grateful to V. Sahni and R.A. Daly for comments. The author thanks the Interdisciplinary Center for Theoretical Study at the University of Science and Technology of China and Department of Physics at Nanchang University, where part of this work was discussed, for their hospitality. The author is grateful to J.X. Lu, B. Wang, X.M Zhang and X.J. Wang for helpful discussions. The work is supported by Chongqing University of Post and Telecommunication under grant Nos. A2003-54 and A2004-05.

- 
- [1] S. Perlmutter *et al.*, *Astrophys. J.* **517**, 565 (1999).
  - [2] P.M. Garnavich *et al.*, *Astrophys. J.* **493**, L53 (1998); A.G. Riess *et al.*, *Astron. J.* **116**, 1009 (1998).
  - [3] A.G. Riess, *Astrophys. J.* **560**, 49 (2001).
  - [4] M.S. Turner and A.G. Riess, *Astrophys. J.* **569**, 18 (2002).
  - [5] A.G. Riess *et al.*, astro-ph/0402512.
  - [6] P. de Bernardis *et al.*, *Nature* **404**, 955 (2000).
  - [7] S. Hanany *et al.*, *Astrophys. J.* **545**, L5 (2000).
  - [8] V. Sahni and A. A. Starobinsky, *Int. J. Mod. Phys. D* **9**, 373 (2000); T. Padmanabhan, *Phys. Rep.* **380**, 235 (2000).
  - [9] D. Huterer and M.S. Turner, *Phys. Rev. D* **60**, 081301 (1999).
  - [10] T.D. Saini *et al.*, *Phys. Rev. Lett.* **85**, 1162 (2000).
  - [11] J. Weller and A. Albrecht, *Phys. Rev. Lett.* **86**, 1939 (2001); *Phys. Rev. D* **65**, 103512 (2002).
  - [12] P. Astier, *Phys. Lett. B* **500**, 8 (2001).
  - [13] M. Chevallier and D. Polarski, *Int. J. Mod. Phys. D* **10**, 213 (2001).
  - [14] E.V. Linder, *Phys. Rev. Lett.* **90**, 91301 (2003); astro-ph/0402503.
  - [15] T.R. Choudhury and T. Padmanabhan, astro-ph/0311622.
  - [16] H.K. Jassal, J.S. Bagla and T. Padmanabhan, astro-ph/0404378.
  - [17] G. Efstathiou, *Mon. Not. Roy. Soc.* **310**, 842 (1999); B.F. Gerke and G. Efstathiou, *Mon. Not. Roy. Soc.* **335**, 33 (2003);
  - [18] P.S. Corasaniti and E.J. Copeland, *Phys. Rev. D* **67**, 063521 (2003).
  - [19] C. Wetterich, astro-ph/0403289.
  - [20] U. Alam, V. Sahni, T.D. Saini and A.A. Starobinsky, astro-ph/0311364; U. Alam, V. Sahni and A.A. Starobinsky, astro-ph/0403687.
  - [21] R.A. Daly and S.G. Djorgovski, *Astrophys. J.* **597**, 9 (2003); astro-ph/0403664.
  - [22] Y. Gong, astro-ph/0401207.
  - [23] J. Jönsson, A. Goobar, R. Amanullah and L. Bergström, astro-ph/0404468.
  - [24] Y. Wang and P. Mukherjee, astro-ph/0312192; Y. Wang and M. Tegmark, astro-ph/0403292.
  - [25] V.F. Cardone, A. Troisi and S. Capozziello, astro-ph/0402228.
  - [26] D. Huterer and A. Cooray, astro-ph/0404062.
  - [27] M. Visser, *Class. Quantum Grav.* **21**, 2603 (2004); gr-qc/0309109.
  - [28] V. Sahni, T.D. Saini, A.A. Starobinsky and U. Alam, *JETP Lett.* **77**, 201 (2003); U. Alam, V. Sahni, T.D. Saini and A.A. Starobinsky, *Mon. Not. R. Soc.* **344**, 1057 (2003).
  - [29] T. Chiba and T. Nakamura, *Prog. Theor. Phys.* **100**, 1077 (1999).
  - [30] R.R. Caldwell and M. Kamionkowski, astro-ph/0403003.
  - [31] M. Tegmark *et al.*, *Phys. Rev. D* **69**, 103501 (2004); astro-ph/0310723.