

Model independent analysis of dark energy I: Supernova fitting result

Yungui Gong*

*Institute of Applied Physics and College of Electronic Engineering,
Chongqing University of Post and Telecommunication, Chongqing 400065, China*

The nature of dark energy is a mystery to us. This paper uses the supernova data to explore the property of dark energy by some model independent methods. We first Talyor expanded the scale factor $a(t)$ to find out the deceleration parameter $q_0 < 0$. This result just invokes the Robertson-Walker metric. Then we discuss several different parameterizations used in the literature. We find that Ω_{DE0} is almost less than -1 at 1σ level. We also find that the transition redshift from deceleration phase to acceleration phase is $z_T \sim 0.3$.

PACS numbers: 98.80.-k, 98.80.Es, 98.80.Cq

I. INTRODUCTION

The type Ia supernova (SN Ia) observations suggest that dark energy contributes 2/3 to the critical density of the present universe [1, 2]. SN Ia observations also provide the evidence of a decelerated universe in the recent past with the transition redshift $z_T \sim 0.5$ [3, 4, 5]. The cosmic background microwave (CMB) observations favored a spatially flat universe as predicted by the inflationary models [6, 7]. There are many dark energy models proposed in the literature. For a review of dark energy models, see, for example Ref. [8] and references therein. However, the nature of dark energy is still unknown. It is not practical to test every single dark energy model by using the observational data. Therefore, a model independent probe of dark energy is one of the best ways to study the nature of dark energy.

The type Ia supernovae (SNe) as standard candles are used to measure the luminosity distance-redshift relation $d_L(z)$. So we can model the luminosity distance d_L to study the property of dark energy. Huterer and Turner modelled the luminosity distance by a simple power law $d_L(z) = \sum_{i=1}^N c_i z^i$ [9]. Saini *et al.* used a more complicated function to model the luminosity distance [10]. Another way to probe the nature of dark energy is to parameterize the dark energy equation of state ω_{DE} . The simplest parameterization is the constant equation of state model $\omega_{DE} = \text{constant}$. Several authors modelled ω_{DE} as $\omega_{DE} = \sum_{i=0}^N \omega_i z^i$ [11, 12]. Apparently this parameterization is not good for high z . Recently, a parameterization $\omega_{DE} = \omega_0 + \omega_a z/(1+z)$ was proposed [13, 14, 15]. By fitting the model to SN Ia data, we find that $\omega_0 + \omega_a > 0$, so this parameterization is not good at high z too. Jassal, Bagla and Padmanabhan modified this parameterization as $\omega_{DE} = \omega_0 + \omega_a z/(1+z)^2$ [16] and the problem was solved. More complicated function forms for $\omega_{DE}(z)$ were also proposed in the literature [17, 18, 19]. We can also model the dark energy density itself. For example, a simple power law expansion $\Omega_{DE} = \sum_{i=0}^N A_i z^i$ was used to investigate the nature of dark energy [20, 21, 22, 23].

There are other parameterizations, like the piecewise constant parameterizations [24, 25, 26].

This paper is organized as follows. In section II, We first use a Taylor expansion to expand the scale factor, then we fit the model to the whole 157 gold sample of SNe compiler by Riess *et al.* [5]. By expanding the scale factor, the fitting parameters have more physical meanings. In section III, we analyze the dark energy parameterizations proposed in [20]. In section IV, we first study the parameterization $\omega_{DE} = \omega_0 + \omega_a z/(1+z)$ [13, 14] and point out that this parameterization is not good at high z . Then we study the parameterization $\omega_{DE} = \omega_0 + \omega_a z/(1+z)^2$ [16]. In section V, we first investigate the parameterization proposed by Wetterich [19], then we consider two modified parameterizations. In section VI, we give some discussions.

II. MODEL INDEPENDENT METHOD

In a homogeneous and isotropic universe, the Friedmann-Robertson-Walker (FRW) space-time metric is

$$ds^2 = -dt^2 + a^2(t) \left[\frac{dr^2}{1 - k r^2} + r^2 d\Omega \right]. \quad (1)$$

For a null geodesic, we have

$$\int_{t_1}^{t_0} \frac{dt}{a(t)} = \int_0^{r_1} \frac{dr}{\sqrt{1 - k r^2}} \equiv f(r_1), \quad (2)$$

where

$$f(r_1) = \begin{cases} \sin^{-1} r_1, & k = 1, \\ r_1, & k = 0, \\ \sinh^{-1} r_1, & k = -1. \end{cases}$$

From Eq. (2), we get the luminosity distance $d_L = a_0(1+z)r_1$ by Talyor expansion [27],

$$H_0 d_L = z + \frac{1}{2}(1-q_0)z^2 + \frac{1}{6}(q_0 + 3q_0^2 - 1 - j_0 - \Omega_k)z^3 + \frac{1}{24}(2 - 2q_0 - 15q_0^2 - 15q_0^3 + 5j_0 + 10q_0j_0 + s_0 + 2\Omega_k + 6\Omega_k q_0)z^4 + O(z^5), \quad (3)$$

where the redshift z is defined as $1+z = a_0/a(t)$, the subscript 0 means that a variable is evaluated at the present time, the Hubble parameter $H(t)$, the deceleration parameter $q(t)$, the jerk parameter $j(t)$ and the snap parameter $s(t)$ are defined as

$$H(t) = \dot{a}/a = \frac{1}{a} \frac{da}{dt}, \quad (4)$$

$$q(t) = -a^{-1}H^{-2}\ddot{a} = -\frac{1}{aH^2} \frac{d^2a}{dt^2}, \quad (5)$$

$$j(t) = \frac{1}{aH^3} \frac{d^3a}{dt^3}, \quad (6)$$

$$s(t) = \frac{1}{aH^4} \frac{d^4a}{dt^4}, \quad (7)$$

and $\Omega_k = k/(a_0^2 H_0^2)$. We may use the above expression (3) to probe the geometry of the universe [28]. It is also straightforward to get

$$H^2(z) = H_0^2[1 + 2(1+q_0)z + (1+2q_0+j_0)z^2 - \frac{1}{3}(s_0 + q_0j_0)z^3 + O(z^4)], \quad (8)$$

$$q(z) = q_0 - (q_0 + 2q_0^2 - j_0)z + \left(4q_0^3 + 4q_0^2 + q_0 - 2j_0 - \frac{s_0}{2} - \frac{7j_0q_0}{2}\right)z^2 + O(z^3). \quad (9)$$

Now let us find out q_0 , j_0 and s_0 from the SN data compiled by Riess *et al.* [5], these parameters are determined by minimizing

$$\chi^2 = \sum_i \frac{[\mu_{\text{obs}}(z_i) - \mu(z_i)]^2}{\sigma_i^2}, \quad (10)$$

where σ_i is the total uncertainty in the SN Ia observation and the extinction-corrected distance moduli $\mu(z) = 5 \log_{10}(d_L(z)/\text{Mpc}) + 25$. In the fitting process, we use the SN Ia gold sample only and we consider a flat universe with $\Omega_k = 0$. Because we use Taylor expansion to get the luminosity distance, this expansion may break down at high z . Therefore, we first use the full 157 gold sample SNe, then we use those 148 SNe with $z \leq 1.0$. The best fit parameters to the whole 157 gold sample SNe are $(q_0, j_0, s_0) = (-1.1, 6.4, 39.5)$ with $\chi^2 = 174.2$. The best fit parameters to the 148 gold sample SNe with $z \leq 1.0$ are $(q_0, j_0, s_0) = (-1.7, 14.4, 149.4)$ with $\chi^2 = 160.8$.

If we expand the luminosity distance d_L to the third order only, i.e., we only consider the parameters q_0 and j_0 in Eq. (3), then we find that the best fit parameters to the whole 157 gold sample SNe are: $q_0 = -0.64_{-0.26}^{+0.25}$, $j_0 = 1.2_{-1.1}^{+1.5}$ and $\chi^2 = 176.1$. At 99.5% confidence level, $q_0 = -0.64_{-0.59}^{+0.56}$, so we conclude that the expansion of the universe is accelerating with 99.5% confidence. From Eq. (9), we get $z_T = q_0/(q_0 + 2q_0^2 - j_0) = 0.595_{-0.177}^{+1.849}$. The best fit parameters to the 148 gold sample SNe with $z \leq 1.0$ are: $q_0 = -1.0 \pm 0.4$, $j_0 = 4.7_{-3.1}^{+4.1}$ and $\chi^2 = 161.3$. At 99.5% confidence level, $q_0 = -1.0_{-1.0}^{+0.9}$, so we conclude again that the expansion of the universe is accelerating with 99.5% confidence. With the best fit parameters, we find that $z_T = q_0/(q_0 + 2q_0^2 - j_0) = 0.295_{-0.056}^{+0.174}$. The contour plot for q_0 and j_0 is shown in Figs. 1 and 2.

FIG. 1: The plot of q_0 and j_0 contour fitting to the whole 157 gold sample SNe.

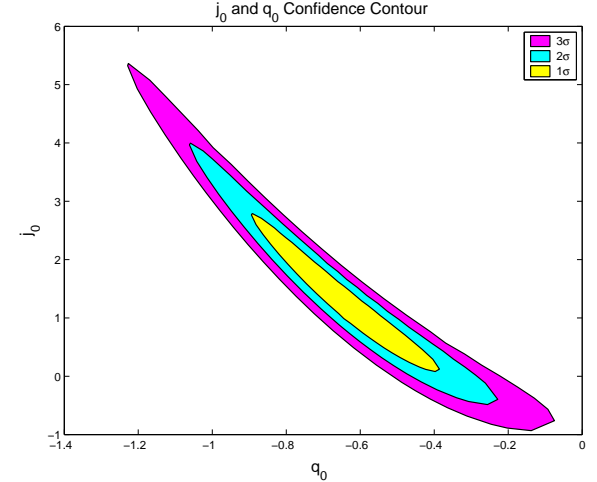


FIG. 1: The plot of q_0 and j_0 contour fitting to the whole 157 gold sample SNe.

So far our analysis uses the FRW metric only, we have not specified any gravitational theory yet. The above results are applicable to a wide range of theories. For example, $q_0 = (\Omega_{m0} - 2\Omega_\Lambda)/2$ and $j_0 = \Omega_{m0} + \Omega_\Lambda$ for the Λ -CDM model. Now let us consider the Einstein gravity. The Friedmann equations are

$$H^2 = \left(\frac{\dot{a}}{a}\right)^2 = \frac{8\pi G}{3}(\rho_m + \rho_{DE}), \quad (11)$$

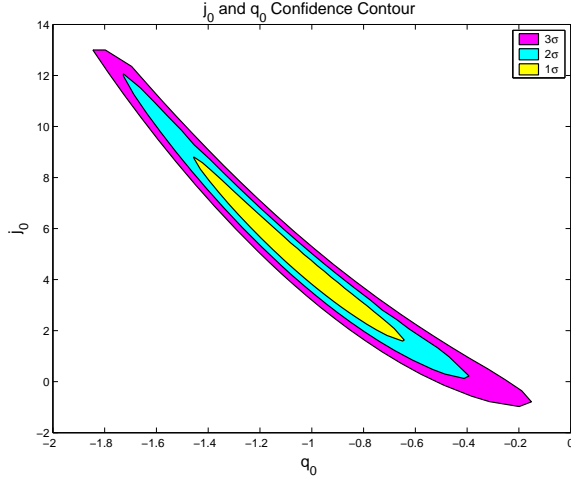


FIG. 2: The plot of q_0 and j_0 contour fitting to the 148 gold sample SNe with $z \leq 1.0$.

$$\frac{\ddot{a}}{a} = -\frac{4\pi G}{3}(\rho_m + \rho_{DE} + 3p_{DE}), \quad (12)$$

Therefore, $\omega_{DE0} = (2q_0 - 1)/3(1 - \Omega_{m0})$. Take $\Omega_{m0} = 0.3$, we get $\omega_{DE0} = -1.52$ if we use $q_0 = -1.1$ and $\omega_{DE0} = -2.1$ if we use $q_0 = -1.7$. We conclude that $q_0 < 0$ with 99.5% confidence. In other words, we conclude that the expansion of the universe is accelerating.

III. TAYLOR EXPANSION OF DARK ENERGY

In this section, we parameterize the dark energy density as [20]

$$\Omega_{DE}(z) = A_0 + A_1(1+z) + A_2(1+z)^2, \quad (16)$$

where $\Omega_{DE}(z) = 8\pi G\rho_{DE}(z)/(3H_0^2)$ and $A_0 = 1 - \Omega_{m0} - A_1 - A_2$. This parameterization is equivalent to Eq. 8 with $\Omega_{m0} = -(s_0 + q_0 j_0)/3$. The relationship between the dark energy state of equation parameter ω_{DE} and the redshift is

$$\omega_{DE} = \frac{1+z}{3} \frac{A_1 + 2A_2(1+z)}{A_0 + A_1(1+z) + A_2(1+z)^2} - 1.$$

With the above parameterization, we find that $\Omega_{DE} \ll \Omega_m$ and $\omega_{DE} \approx -1/3$ when $z \gg 1$. Combining the above two equations, we find that the transition redshift z_T satisfies

$$\Omega_{m0}(1+z)^3 - A_1(1+z) - 2A_0 = 0. \quad (17)$$

$$\dot{\rho} + 3H(\rho + p) = 0, \quad (13)$$

where the matter density $\rho_m = \rho_{m0}(a_0/a)^3$ and ρ_{DE} is the dark energy density. Combining Eqs. (11-13), we get the dark energy equation of state parameter

$$\omega_{DE} = \frac{p_{DE}}{\rho_{DE}} = \frac{(2q - 1)H^2}{3(H^2 - H_0^2\Omega_{m0}(1+z)^3)}, \quad (14)$$

where $\Omega_{m0} = 8\pi G\rho_{m0}/(3H_0^2)$. From the above expression, we find that we need to expand the luminosity distance to the fifth order in order to study the dark energy equation of state, i.e., we need the crackle parameter. Nevertheless, we still use the deceleration parameter in Eq. (9) to explore the dark energy property. Combining Eqs. (8,9,14), we get

$$\omega_{DE} = \frac{2q_0 - 1 + 2(j_0 - 1)z - (1 + 2q_0 + j_0 + q_0 j_0 + s_0)z^2 + (s_0 + q_0 j_0)z^3/3}{3[1 + 2(1 + q_0)z + (1 + 2q_0 + j_0)z^2 - (s_0 + q_0 j_0)z^3/3 - \Omega_{m0}(1+z)^3]}. \quad (15)$$

The best fit to the whole 157 gold sample SNe gives $A_1 = -5.79$, $A_2 = 2.9$ and $\Omega_{m0} \sim 0$ with $\chi^2 = 174.05$. If we use a Gaussian prior $\Omega_{m0} = 0.3 \pm 0.04$ [29], then we get the best fit parameters $A_1 = -4.2^{+4.6}_{-5.4}$ and $A_2 = 1.7^{+2.2}_{-1.8}$ with $\chi^2 = 174.21$. Substitute these parameter values to Eq. (17), we find that $z_T = 0.35$. The evolutions of the dark energy density and ω_{DE} are shown in Fig. 3.

Because it is possible that $\omega_{DE} < -1$, so we consider another two parameter representation of dark energy

$$\Omega_{DE}(z) = B_0 + B_1(1+z) + B_{-1}/(1+z), \quad (18)$$

where $B_0 = 1 - \Omega_{m0} - B_1 - B_{-1}$. with this parameterization, we get

$$\omega_{DE} = \frac{1}{3} \frac{B_1(1+z)^2 - B_{-1}}{B_1(1+z)^2 + B_0(1+z) + B_{-1}} - 1.$$

The above equation tells us that $\Omega_{DE} \ll \Omega_m$ and $\omega_{DE} \approx -2/3$ when $z \gg 1$. Combining the above two equations, we find that the transition redshift z_T satisfies

$$\Omega_{m0}(1+z)^3 - B_1(1+z) - 2B_0 - \frac{3B_{-1}}{1+z} = 0. \quad (19)$$

The best fit to the whole 157 gold sample SNe gives $B_{-1} = 6.87$, $B_1 = 6.14$ and $\Omega_{m0} \sim 0$ with $\chi^2 = 173.2$. If we use a Gaussian prior $\Omega_{m0} = 0.3 \pm 0.04$, then we get

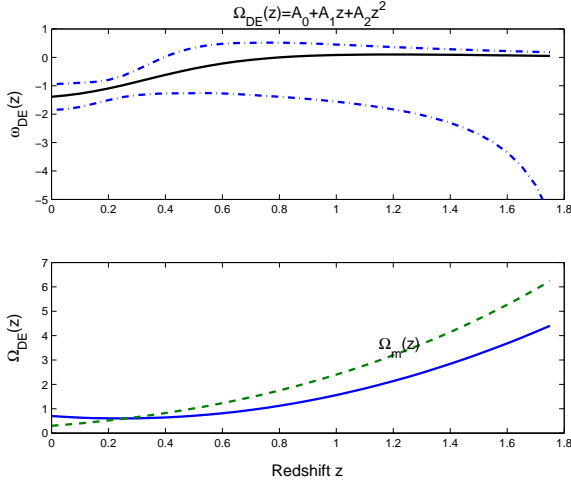


FIG. 3: The parameters are the best fit parameters with the prior $\Omega_{m0} = 0.3 \pm 0.04$ to the 157 gold sample SNe. The upper panel shows $\omega_{DE}(z)$, the dotted dash lines are the 1σ regions. The lower panel shows $\Omega_m(z)$ and $\Omega_{DE}(z)$

the best fit parameters $B_{-1} = 4.1^{+4.7}_{-4.2}$ and $B_1 = 2.8^{+3.4}_{-3.0}$ with $\chi^2 = 173.65$. Substitute the best fit parameters into Eq. (19), we get $z_T = 0.30$. The evolutions of ω_{DE} and Ω_{DE} are shown in Fig. 4.

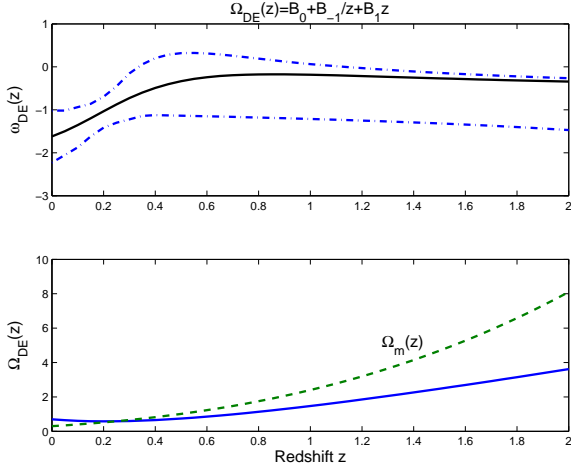


FIG. 4: The parameters are the best fit parameters with the prior $\Omega_{m0} = 0.3 \pm 0.04$ to the 157 gold sample SNe. The upper panel shows $\omega_{DE}(z)$, the dotted dash lines are the 1σ regions. The lower panel shows $\Omega_m(z)$ and $\Omega_{DE}(z)$

IV. LINDER'S PARAMETERIZATION

In this section, we first consider the parameterization [13, 14]

$$\omega_{DE} = \omega_0 + \frac{\omega_a z}{1+z}. \quad (20)$$

When $z \gg 1$, we have $\omega_{DE} \sim \omega_0 + \omega_a$. The dark energy density is

$$\Omega_{DE} = \Omega_{DE0}(1+z)^{3(1+\omega_0+\omega_a)} \exp(-3\omega_a z/(1+z)).$$

Combining the above two equations, we find that z_T satisfies

$$\Omega_{m0} + (1 - \Omega_{m0}) \left(1 + 3\omega_0 + \frac{3\omega_a z}{1+z} \right) \times (1+z)^{3(\omega_0+\omega_a)} \exp\left(\frac{-3\omega_a z}{1+z}\right). \quad (21)$$

The best fit to the whole 157 gold sample SNe gives $\omega_0 = -2.5$, $\omega_a = 3.7$ and $\Omega_{m0} = 0.46$ with $\chi^2 = 173.5$. If we use a Gaussian prior $\Omega_{m0} = 0.3 \pm 0.04$, then we get the best fit parameters $\omega_0 = -1.6^{+0.6}_{-0.8}$ and $\omega_a = 3.3^{+3.4}_{-3.7}$ with $\chi^2 = 173.92$. Substitute the best fit parameters into Eq. (21), we get $z_T = 0.35$. The evolutions of ω_{DE} and Ω_{DE} are shown in Fig. 5.

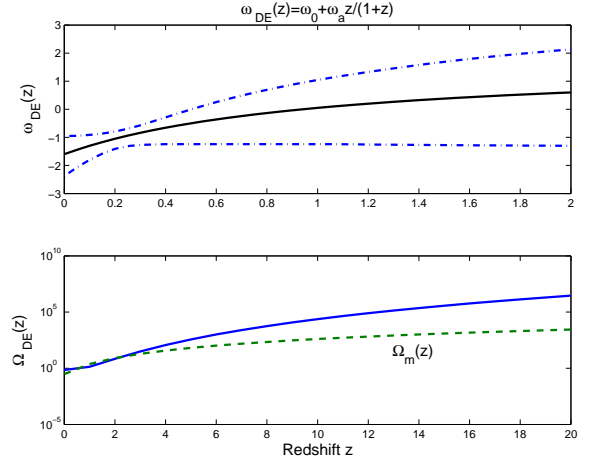


FIG. 5: The parameters are the best fit parameters with the prior $\Omega_{m0} = 0.3 \pm 0.04$ to the 157 gold sample SNe. The upper panel shows $\omega_{DE}(z)$, the dotted dash lines are the 1σ regions. The lower panel shows $\Omega_m(z)$ and $\Omega_{DE}(z)$

From Fig. 5, we see that the dark energy density is greater than the matter density at high z because $\omega_0 + \omega_a > 0$. So Linder's parameterization may not be a good choice at high z . Recently, Jassal, Bagla and Padmanabhan considered the following parameterization [16],

$$\omega_{DE} = \omega_0 + \frac{\omega_a z}{(1+z)^2}. \quad (22)$$

When $z \gg 1$, we have $\omega_{DE} \sim \omega_0$. The dark energy density is

$$\Omega_{DE} = \Omega_{DE0}(1+z)^{3(1+\omega_0)} \exp(3\omega_a z^2/2(1+z)^2).$$

Combining the above two equations, we find that z_T satisfies

$$\Omega_{m0} + (1 - \Omega_{m0}) \left(1 + 3\omega_0 + \frac{3\omega_a z}{(1+z)^2} \right) \times (1+z)^{3\omega_0} \exp\left(\frac{3\omega_a z^2}{2(1+z)^2}\right). \quad (23)$$

The best fit to the whole 157 gold sample SNe gives $\omega_0 = -2.5$, $\omega_a = 7.6$ and $\Omega_{m0} = 0.42$ with $\chi^2 = 173.3$. If we

use a Gaussian prior $\Omega_{m0} = 0.3 \pm 0.04$, then we get the best fit parameters $\omega_0 = -1.9^{+0.9}_{-1.1}$ and $\omega_a = 6.6 \pm 6.7$ with $\chi^2 = 173.41$. Substitute the best fit parameters into Eq. (23), we get $z_T = 0.30$. The evolutions of ω_{DE} and Ω_{DE} are shown in Fig. 6. From Fig. 6, it is clear

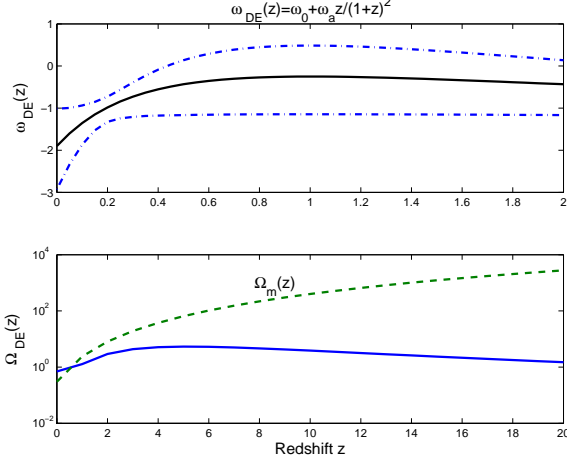


FIG. 6: The parameters are the best fit parameters with the prior $\Omega_{m0} = 0.3 \pm 0.04$ to the 157 gold sample SNe. The upper panel shows $\omega_{DE}(z)$, the dotted dash lines are the 1σ regions. The lower panel shows $\Omega_m(z)$ and $\Omega_{DE}(z)$

that the dark energy density did not dominate over the matter energy density at high z .

V. WETTERICH'S PARAMETERIZATION

In this section, we first consider the parameterization given by Wetterich [19],

$$\omega_{DE} = \frac{\omega_0}{[1 + b \ln(1 + z)]^2}. \quad (24)$$

When $z \gg 1$, we have $\omega_{DE} \sim 0$. The dark energy density is

$$\Omega_{DE} = \Omega_{DE0}(1 + z)^{3+3\omega_0/[1+b \ln(1+z)]}.$$

Combining the above two equations, we find that z_T satisfies

$$\Omega_{m0} + (1 - \Omega_{m0}) \left(1 + \frac{3\omega_0}{[1 + b \ln(1 + z)]^2} \right) \times (1 + z)^{3\omega_0/[1+b \ln(1+z)]}. \quad (25)$$

The best fit to the whole 157 gold sample SNe gives $\omega_0 = -1.84$, $b = 5.85$ and $\Omega_{m0} \sim 0$ with $\chi^2 = 173.09$. If we use a Gaussian prior $\Omega_{m0} = 0.3 \pm 0.04$, then we get the best fit parameters $\omega_0 = -2.5^{+1.3}_{-4.8}$ and $b = 4.0^{+11.4}_{-3.5}$ with $\chi^2 = 173.15$. Substitute the best fit parameters into Eq. (25), we get $z_T = 0.26$. The evolutions of ω_{DE} and Ω_{DE} are shown in Fig. 7. Because the best fit for the above parameterization gives $\Omega_{m0} \sim 0$ which is not physical, we first modify the above parameterization as

$$\omega_{DE} = \frac{\omega_0}{1 + b \ln(1 + z)}. \quad (26)$$

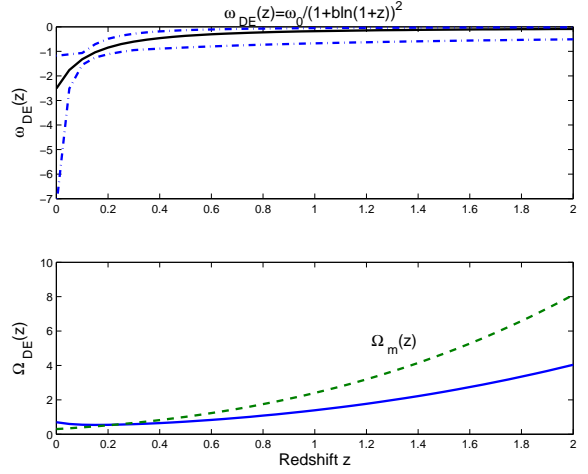


FIG. 7: The parameters are the best fit parameters with the prior $\Omega_{m0} = 0.3 \pm 0.04$ to the 157 gold sample SNe. The upper panel shows $\omega_{DE}(z)$, the dotted dash lines are the 1σ regions. The lower panel shows $\Omega_m(z)$ and $\Omega_{DE}(z)$

When $z \gg 1$, we have $\omega_{DE} \sim 0$. The dark energy density is

$$\Omega_{DE} = \Omega_{DE0}(1 + z)^3 [1 + b \ln(1 + z)]^{3\omega_0/b}.$$

Combining the above two equations, we find that z_T satisfies

$$\Omega_{m0} + (1 - \Omega_{m0}) \left(1 + \frac{3\omega_0}{1 + b \ln(1 + z)} \right) \times [1 + b \ln(1 + z)]^{3\omega_0/b}. \quad (27)$$

The best fit to the whole 157 gold sample SNe gives $\omega_0 = -3.05$, $b = 36.8$ and $\Omega_{m0} \sim 0$ with $\chi^2 = 172.75$. If we use a Gaussian prior $\Omega_{m0} = 0.3 \pm 0.04$, then we get the best fit parameters $\omega_0 = -3.4^{+2.1}_{-17.7}$ and $\omega_a = 17.8^{+162.3}_{-16.4}$ with $\chi^2 = 172.91$. This modification does not solve the problem of $\Omega_{m0} \sim 0$. Substitute the best fit parameters into Eq. (27), we get $z_T = 0.25$. The evolutions of ω_{DE} and Ω_{DE} are shown in Fig. 8.

Now let us consider another modification

$$\omega_{DE} = \omega_0 + \frac{\omega_a}{1 + \ln(1 + z)}. \quad (28)$$

When $z \gg 1$, we have $\omega_{DE} \sim \omega_0$. The dark energy density is

$$\Omega_{DE} = \Omega_{DE0}(1 + z)^{3(1+\omega_0)} [1 + \ln(1 + z)]^{3\omega_a}.$$

Combining the above two equations, we find that z_T satisfies

$$\Omega_{m0} + (1 - \Omega_{m0}) \left(1 + 3\omega_0 + \frac{3\omega_a}{1 + b \ln(1 + z)} \right) \times (1 + z)^{3\omega_0} [1 + \ln(1 + z)]^{3\omega_a}. \quad (29)$$

The best fit to the whole 157 gold sample SNe gives $\omega_0 = 2.2$, $\omega_a = -4.7$ and $\Omega_{m0} = 0.454$ with $\chi^2 = 173.47$. If

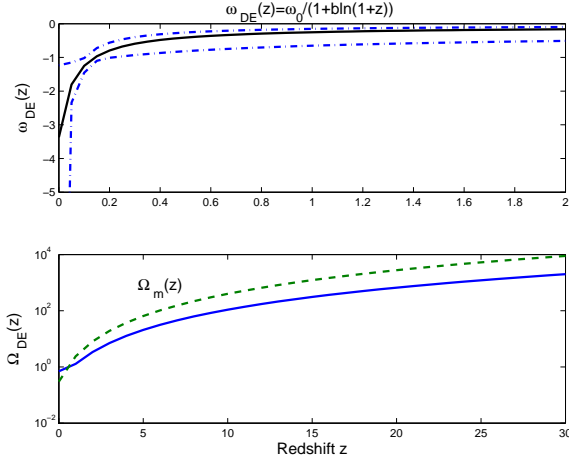


FIG. 8: The parameters are the best fit parameters with the prior $\Omega_{m0} = 0.3 \pm 0.04$ to the 157 gold sample SNe. The upper panel shows $\omega_{DE}(z)$, the dotted dash lines are the 1σ regions. The lower panel shows $\Omega_m(z)$ and $\Omega_{DE}(z)$

we use a Gaussian prior $\Omega_{m0} = 0.3 \pm 0.04$, then we get the best fit parameters $\omega_0 = 2.4^{+2.6}_{-2.9}$ and $\omega_a = -4.1^{+3.4}_{-3.1}$ with $\chi^2 = 173.81$. Substitute the best fit parameters into Eq. (29), we get $z_T = 0.34$. The evolutions of ω_{DE} and Ω_{DE} are shown in Fig. 9. Although this modification

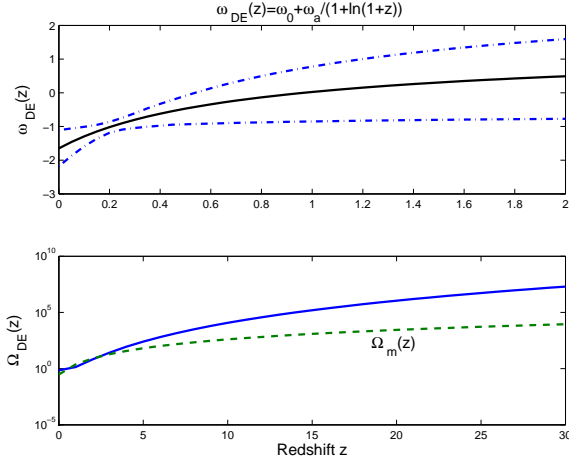


FIG. 9: The parameters are the best fit parameters with the prior $\Omega_{m0} = 0.3 \pm 0.04$ to the 157 gold sample SNe. The upper panel shows $\omega_{DE}(z)$, the dotted dash lines are the 1σ regions. The lower panel shows $\Omega_m(z)$ and $\Omega_{DE}(z)$

solves the problem of $\Omega_{m0} \sim 0$, it is not good at early times because the dark energy density dominated over the matter energy density at early times as shown in Fig. 9.

VI. DISCUSSIONS

The SN data shows that the expansion of the universe is accelerating. This conclusion does not dependent on

any particular model. In order to see the property of $\omega_{DE}(z)$, we plot $\omega_{DE}(z)$ for all the models considered in this paper together in Fig. 10. From Fig. 10, we see that:

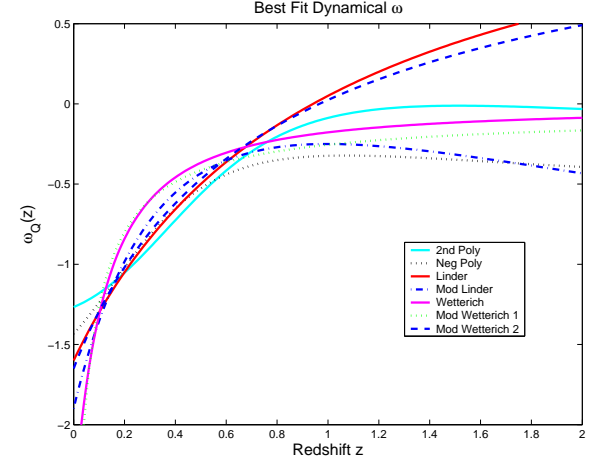


FIG. 10: The evolution of ω_{DE} for different parameterizations. The parameters are the best fit parameters with the prior $\Omega_{m0} = 0.3 \pm 0.04$ to the 157 gold sample SNe.

(1) $\omega_{DE0} < -1$. This is even true at 1σ level. This does not mean that we can exclude the Λ -CDM model; (2) $\omega_{DE}(z)$ increases when z increases. $\omega_{DE}(z)$ changes more rapidly at low z than at high z . This property may be due to the choices of the parameterizations we made; (3) $z_T \sim 0.3$. The parameterization (22) is a good choice. It avoids the problem that the dark energy dominated the matter energy at early times. The best fit Ω_{m0} to the SN data for this parameterization is not almost zero. The problem of $\Omega_{m0} \sim 0$ is not a serious problem because χ^2 depends on Ω_{m0} only weakly for all the three parameter models discussed in this paper.

Acknowledgments

The author thanks the Interdisciplinary Center for Theoretical Study at the University of Science and Technology of China and Department of Physics at Nanchang University, where part of this work was discussed, for their hospitality. The author is grateful to J.X. Lu, B. Wang and X.J. Wang for helpful discussions. The work is supported by Chongqing University of Post and Telecommunication under grant Nos. A2003-54 and A2004-05.

-
- [1] S. Perlmutter *et al.*, *Astrophys. J.* **517**, 565 (1999).
 - [2] P.M. Garnavich *et al.*, *Astrophys. J.* **493**, L53 (1998); A.G. Riess *et al.*, *Astron. J.* **116**, 1009 (1998).
 - [3] A.G. Riess, *Astrophys. J.* **560**, 49 (2001).
 - [4] M.S. Turner and A.G. Riess, *Astrophys. J.* **569**, 18 (2002).
 - [5] A.G. Riess *et al.*, astro-ph/0402512.
 - [6] de P. Bernardis *et al.*, *Nature* **404**, 955 (2000).
 - [7] S. Hanany *et al.*, *Astrophys. J.* **545**, L5 (2000).
 - [8] V. Sahni and A. A. Starobinsky, *Int. J. Mod. Phys. D* **9**, 373 (2000); T. Padmanabhan, *Phys. Rep.* **380**, 235 (2000).
 - [9] D. Huterer and M.S. Turner, *Phys. Rev. D* **60**, 081301 (1999).
 - [10] T.D. Saini *et al.*, *Phys. Rev. Lett.* **85**, 1162 (2000).
 - [11] J. Weller and A. Albrecht, *Phys. Rev. Lett.* **86**, 1939 (2001); *Phys. Rev. D* **65**, 103512 (2002).
 - [12] P. Astier, *Phys. Lett. B* **500**, 8 (2001).
 - [13] M. Chevallier and D. Polarski, *Int. J. Mod. Phys. D* **10**, 213 (2001).
 - [14] E.V. Linder, *Phys. Rev. Lett.* **90**, 91301 (2003); astro-ph/0402503.
 - [15] T.R. Choudhury and T. Padmanabhan, astro-ph/0311622.
 - [16] H.K. Jassal, J.S. Bagla and T. Padmanabhan, astro-ph/0404378.
 - [17] G. Efstathiou, *Mon. Not. Roy. Soc.* **310**, 842 (1999); B.F. Gerke and G. Efstathiou, *Mon. Not. Roy. Soc.* **335**, 33 (2003);
 - [18] P.S. Corasaniti and E.J. Copeland, *Phys. Rev. D* **67**, 063521 (2003).
 - [19] C. Wetterich, astro-ph/0403289.
 - [20] U. Alam, V. Sahni, T.D. Saini and A.A. Starobinsky, astro-ph/0311364; U. Alam, V. Sahni and A.A. Starobinsky, astro-ph/0403687.
 - [21] R.A. Daly and S.G. Djorgovski, *Astrophys. J.* **597**, 9 (2003); astro-ph/0403664.
 - [22] Y. Gong, astro-ph/0401207.
 - [23] J. Jönsson, A. Goobar, R. Amanullah and L. Bergström, astro-ph/0404468.
 - [24] Y. Wang and P. Mukherjee, astro-ph/0312192; Y. Wang and M. Tegmark, astro-ph/0403292.
 - [25] V.F. Cardone, A. Troisi and S. Capozziello, astro-ph/0402228.
 - [26] D. Huterer and A. Cooray, astro-ph/0404062.
 - [27] M. Visser, gr-qc/0309109.
 - [28] R.R. Caldwell and M. Kamionkowski, astro-ph/0403003.
 - [29] M. Tegmark *et al.*, astro-ph/0310723.