

Gravitationally coupled scale-free discs

Yue Shen¹ and Yu-Qing Lou^{1,2,3}

¹*Physics Department, The Tsinghua Center for Astrophysics, Tsinghua University, Beijing 100084, China*

²*National Astronomical Observatories, Chinese Academy of Sciences, A20, Datun Road, Beijing 100012, China*

³*Department of Astronomy and Astrophysics, The University of Chicago, 5640 S. Ellis Ave., Chicago, IL 60637 USA*

Accepted 2004 ... Received 2004 ...; in original form 2003 ...

ABSTRACT

In a composite fluid system of two gravitationally coupled barotropic scale-free discs bearing a rotation curve $v \propto r^{-\beta}$ and a power-law surface mass density $\Sigma_0 \propto r^{-\alpha}$ with $\alpha = 1 + 2\beta$, we construct coplanar stationary aligned and spiral perturbation configurations in the two discs. Due to the mutual gravitational interaction, there are two independent classes of perturbation modes with surface mass density disturbances in the two coupled discs being either in-phase or out-of-phase. We derive analytical criteria for such perturbation modes to exist and show numerical examples. We compute the aligned and spiral perturbation modes systematically to explore the entire parameter regime. For the axisymmetric $m = 0$ case with radial oscillations, there are two unstable regimes of ring-fragmentation and collapse corresponding to short and long radial wavelengths, respectively. Only within a certain range of the rotation parameter D_s^2 (square of the effective Mach number for the stellar disc), can a composite disc system be stable against all axisymmetric perturbations. Compared with a single-disc system, the coupled two-disc system becomes less stable against such axisymmetric instabilities. Our investigation generalizes the previous work of Syer & Tremaine on the single-disc case and of Lou & Shen on two coupled singular isothermal discs (SIDs). Non-axisymmetric instabilities are briefly discussed. These stationary models for various large-scale patterns and morphologies may be useful in contexts of disc galaxies.

Key words: waves — ISM: general — galaxies: kinematics and dynamics — galaxies: spiral — galaxies: structure — stars: formation.

1 INTRODUCTION

Rotating disc systems on various spatial scales are of broad astrophysical interest since most spiral galaxies, various binary accretion systems, and proto-stellar and proto-planetary systems appear grossly in disc shape, which is believed to be a key intermediate stage that many astrophysical processes may attain (e.g., the phase of gas accretion onto a central black hole that drives an active galactic nucleus). It is therefore important to study the dynamical processes in disc systems for theoretical understanding and for astrophysical applications. Lin, Shu and co-workers pioneered the classic density wave theory in a differentially rotating disc system (Lin & Shu 1964, 1966; Lin 1987) and achieved a great deal of success in understanding the basic physics and dynamics of spiral galaxies (Binney & Tremaine 1987; Bertin & Lin 1996). The disc perturbation theory (linear or even nonlinear) has proven to show broad potentials in dealing with problems of shapes and shaping, large-scale

structures, instabilities in spiral galaxies and in other disc systems involving self-gravity, differential rotation and magnetic fields (e.g., Binney & Tremaine 1987; Bertin & Lin 1996; Balbus & Hawley 1998), as well as problems of angular momentum transfer in accretion discs or planetary discs (e.g., Lynden-Bell & Kalnjas 1972; Goldreich & Tremaine 1978). In many cases, perturbations developed in earlier stages prior to the moment when a system experiences more dramatic or violent processes (e.g., collapses), are crucial for dynamical evolution and are therefore worthwhile to pursue for their physical consequences.

Among various problems in disc dynamics, a scale-free disc is often picked up by theorists for its relative simplicity and is explored as a powerful vehicle for a possible global analytical analysis. The term ‘scale-free’ here means that all physical quantities in the disc system vary as powers of cylindrical radius r (e.g., the linear velocity of disc rotation $v \propto r^{-\beta}$ and the equilibrium surface mass density $\Sigma_0 \propto r^{-\alpha}$) with α and β being two related exponents. The

two examples in mind are the rigidly rotating Maclaurin discs and Kalnajs discs (Kalnajs 1972; Binney & Tremaine 1987), where the angular rotation speed Ω remains constant with $v \propto r$. These discs are also known to have analytical normal mode spectrum, but are thought to rarely exist in nature. In contrast, thin discs with more or less flat rotation curves (i.e., $v = \text{constant}$) are common in most normal spiral galaxies as an important evidence for unseen masses of dark matter haloes associated with spiral galaxies. Besides these two limiting classes of discs with rigid and flat rotations, differentially rotating discs may have a rotation curve $\propto r^{-\beta}$ with a rotation index β satisfying $-1 < \beta < 1/2$ and with $\beta = 1/2$ corresponding to a well-known Keplerian disc system.*

Discs with complete flat rotation curves are usually referred to as singular isothermal discs (SIDs), which form the simplest class in the family of scale-free discs. Since the introduction of SIDs by Mestel (1963), this idealized theoretical model has attracted a considerable attention in various astrophysical contexts of disc dynamics (e.g., Zang 1976; Toomre 1977; Lemos, Kalnajs & Lynden-Bell 1991; Lynden-Bell & Lemos 1993; Syer & Tremaine 1996; Goodman & Evans 1999; Shu et al. 2000; Lou 2002; Lou & Fan 2002; Lou & Shen 2003; Shen & Lou 2003; Lou & Zou 2004; Lou & Wu 2004). In the SID model, both the angular rotation speed Ω and the equilibrium surface mass density Σ_0 scale as r^{-1} , which is a scale-free condition.

There has long been a paradox or controversy regarding stability analyses of scale-free discs because of the singularity as $r \rightarrow 0$. Starting from Zang (1976), who investigated a stellar SID numerically and argued that a scale-free disc can support no normal modes unless central cut-outs were introduced to remove the central singularity and to prescribe inner boundary conditions. Evans & Read (1998a, b) adopted Zang's approach to construct power-law discs with central cut-outs and examined numerically discrete growing normal modes in an 'isothermal' stellar disc (i.e. with a constant velocity dispersion). In contrast, Lynden-Bell & Lemos (1993) claimed the presence of a continuum of unstable normal modes for an unmodified SID. By specifying the phase of a postulated reflection of spiral waves from the origin $r = 0$, Goodman & Evans (1999) could define discrete normal modes for an unmodified gaseous SID. More recently, Shu et al. (2000) investigated spiral density wave transmission and reflection at the corotation circle and speculated that the swing amplification process (Goldreich & Lynden-Bell 1965; Toomre 1981; Binney & Tremaine 1987; Fan & Lou 1997) across corotation allows a continuum of normal modes while proper 'boundary conditions' may select from this continuum a discrete spectrum of unstable normal modes.

Besides normal modes analyses, stationary perturbation configurations or zero-frequency neutral modes are empha-

sized as marginal instability modes in scale-free discs (e.g., Lemos, Kalnajs & Lynden-Bell 1991; Syer & Tremaine 1996; Shu et al. 2000; Lou & Shen 2003; Shen & Lou 2003; Lou & Zou 2004). It is believed that axisymmetric instabilities set in through transitions of such neutral modes (Lynden-Bell & Ostriker 1967; Lemos, Kalnajs & Lynden-Bell 1991; Shu et al. 2000). By using properties of zero-frequency modes, Shu et al. (2000) further claimed that logarithmic spiral modes of stationary configurations also signal onsets of non-axisymmetric instabilities, a result compatible with the criterion of Goodman & Evans (1999) for instabilities in their normal mode treatment. Recently, Lou & Shen (2003) extended results of Shu et al. (2000) in a gravitationally coupled composite disc system of one gaseous SID and one stellar SID in a two-fluid formalism. Stationary coplanar configurations were readily constructed in such a composite SID system.

The objective of this paper is to construct scale-free stationary configurations in a two-fluid stellar and gaseous disc system with a more general rotation curve $v \propto r^{-\beta}$ and equilibrium surface mass density profile $\Sigma_0 \propto r^{-\alpha}$ using a barotropic equation of state. The departure from the SID model will cause stationary configurations to vary significantly from those derived previously (Lou & Shen 2003) in some circumstances.

This paper is organized in the following way. In Section 2, we describe the theoretical formalism, obtain the background rotational equilibrium and present linear coplanar perturbation equations. In Section 3, we discuss aligned and spiral disturbances in details and derive analytical criteria for stationary configurations. We summarize our results and give discussions in Section 4. Specific technical details are contained in the Appendices for the convenience of references.

2 TWO-FLUID FORMALISM

We adopt the two-fluid formalism sufficient for large-scale stationary aligned and unaligned coplanar disturbances (Kalnajs 1973) in a background rotational equilibrium with axisymmetry (Jog & Solomon 1984a, b; Elmegreen 1995; Jog 1996; Lou & Shen 2003; Shen & Lou 2003). In this section, we provide the governing equations for a two-fluid composite disc system, composed of a stellar disc and a gaseous disc presumed to be razor-thin. Given qualifications and assumptions, equilibrium properties of both barotropic discs characterized by rotation curves $v \propto r^{-\beta}$ and power-law surface mass densities $\Sigma_0 \propto r^{-\alpha}$ with different proportional constants are described. We then derive linear coplanar perturbation equations in such a composite disc system.

It is important to note that the fluid formalism is well suited for large-scale dynamical behaviours in a gaseous disc but is an approximation to describe the large-scale dynamics in a stellar disc. The latter would be more appropriately modelled by the coupled collisionless Boltzmann equation (i.e., Vlasov equation) and Poisson equation (e.g. Julian &

* Scale-free disc solutions do exist for β in the range of $-1/4 < \beta < 1/2$ for warm discs according to our analysis.

Toomre 1966; Lin & Shu 1966; Zang 1976; Nicholson 1983; Binney & Tremaine 1987; Evans & Read 1998a, b), where an equilibrium distribution function (DF) is perturbed and the coupled Vlasov-Poisson equations are linearized to give the density wave dispersion relation. The introduction of an isotropic effective pressure term to mimic random stellar motions in a collisionless system is justified by the qualitative agreement between a hydrodynamic formalism and a DF approach for treating collective particle dynamical behaviours (e.g., Berman & Mark 1977). One illustrating analogy between fluid and DF approaches is perhaps the density wave dispersion relation in the WKBJ regime, namely, $(m\Omega - \omega)^2 = \kappa^2 - 2\pi G|k| + k^2 v_s^2$ in a gaseous disc and $(m\Omega - \omega)^2 = \kappa^2 - 2\pi G|k|F$ in a stellar disc where F is the so-called reduction factor. In general, F is determined by the specific form of the DF, tends to reduce the gravity response and functions as an extra pressure term. The Q parameter in the Toomre criterion for local axisymmetric stability (Safronov 1960) also bears strikingly similar forms for both gaseous and stellar discs where for the latter the radial stellar velocity dispersion mimics the sound speed. This provides an empirical rationale for treating the stellar disc by a simpler fluid approximation when dealing with the global axisymmetric stability for a composite disc system although the results may be quantitatively modified when we treat a stellar disc using the more exact (and more formidable) DF approach. The major deviation of a DF approach from the fluid formalism may occur in handling the corotation and Lindblad resonances. Therefore, for behaviours near the resonances, we need to rely on the DF approach for a stellar disc. In the present context of constructing large-scale stationary configurations, such resonances do not arise and the simpler two-fluid formalism for a composite disc system suffices.

2.1 Basic Nonlinear Two-Fluid Equations

We approximate both discs as razor-thin (i.e., infinitesimally thin) discs and use either superscript or subscript s and g to denote associations with the stellar and gaseous discs, respectively. The large-scale dynamic coupling between the two discs is due to the mutual gravitational interaction. For large-scale perturbations, we ignore diffusive effects such as viscosity, resistivity and thermal conduction, etc. Then the set of coplanar fluid equations for the stellar disc and the gaseous disc can be written out using the system of cylindrical coordinates (r, θ, z) in the $z = 0$ plane, such as

$$\frac{\partial \Sigma^i}{\partial t} + \frac{1}{r} \frac{\partial}{\partial r} (r \Sigma^i u^i) + \frac{1}{r^2} \frac{\partial}{\partial \theta} (\Sigma^i j^i) = 0, \quad (1)$$

$$\frac{\partial u^i}{\partial t} + u^i \frac{\partial u^i}{\partial r} + \frac{j^i}{r^2} \frac{\partial u^i}{\partial \theta} - \frac{j^{i2}}{r^3} = -\frac{1}{\Sigma^i} \frac{\partial \Pi^i}{\partial r} - \frac{\partial \phi}{\partial r}, \quad (2)$$

$$\frac{\partial j^i}{\partial t} + u^i \frac{\partial j^i}{\partial r} + \frac{j^i}{r^2} \frac{\partial j^i}{\partial \theta} = -\frac{1}{\Sigma^i} \frac{\partial \Pi^i}{\partial \theta} - \frac{\partial \phi}{\partial \theta}, \quad (3)$$

where $i = s, g$ denotes the stellar or gaseous disc here and throughout this paper. The coupling between the two discs

is due to the gravitational potential ϕ through Poisson's integral

$$\phi(r, \theta, t) = \oint d\psi \int_0^\infty \frac{-G \Sigma(r', \psi, t) r' dr'}{[r'^2 + r^2 - 2rr' \cos(\psi - \theta)]^{1/2}}, \quad (4)$$

where $\Sigma = \Sigma^s + \Sigma^g$ is the total surface mass density. In a disc galaxy, the gravitational potential associated with a dark matter halo plays an important role. We shall take that into account later in a composite system of two coupled partial discs. [†] In equations (1) – (4), Σ^i is the disc surface mass density, u^i is the radial component of the fluid velocity, j^i is the z -component of the specific angular momentum about the z -axis, and Π^i is the two-dimensional effective pressure in the barotropic approximation, ϕ is the total gravitational potential expressed in terms of Poisson's integral containing the total surface mass density $\Sigma = \Sigma^s + \Sigma^g$ in a composite disc. Here, we assume that the stellar and gaseous disks interact primarily through the mutual gravitational coupling on large scales (Jog & Solomon 1984a,b; Bertin & Romeo 1988; Romeo 1992; Elmegreen 1995; Jog 1996; Lou & Fan 1998; Lou & Shen 2003; Shen & Lou 2003; Lou & Zou 2004).

A barotropic equation of state assumes the relation between the pressure Π and the surface mass density Σ , namely,

$$\Pi = K \Sigma^n, \quad (5)$$

where $K > 0$ (i.e., warm discs) and $n > 0$ are two constant coefficients and subscripts s (stellar disc) and g (gaseous disc) are implicit. This directly leads to the definition of sound speed a (in a stellar disc the velocity dispersion mimics the sound speed) by

$$a^2 = \frac{d\Pi_0}{d\Sigma_0} = n K \Sigma_0^{n-1}, \quad (6)$$

which gives $a \propto \Sigma_0^{(n-1)/2}$ with $n = 1$ for an isothermal sound speed.

2.2 Rotational Equilibrium of Axisymmetry

It is straightforward to derive properties of the background rotational equilibrium of axisymmetry for the two gravitationally coupled discs, with physical variables denoted by a subscript 0. Let us first clarify several basic properties of a composite system of two scale-free discs. The background equilibrium surface mass densities of the two fluid discs Σ_0^s and Σ_0^g take the power-law form of $\propto r^{-\alpha}$ with a common α exponent yet different proportional coefficients, while the disc rotation curves v_s and v_g take the power-law form of $\propto r^{-\beta}$ with a common β exponent yet different proportional coefficients. The special case of $\beta = 0$ gives two flat rotation curves with $v_s \neq v_g$ being allowed in general (Lou &

[†] The construction of a composite system of two partial discs are described in Section 5. In our notation, the potential ratio $\mathcal{F} = \phi_0/(\phi_0 + \Phi)$ where ϕ_0 stands for the equilibrium background potential arising from the two discs and Φ stands for that arising from an axisymmetric dark matter halo. Syer & Tremaine (1996) used dimensionless ratio $f = \Phi/\phi_0$ instead.

Shen 2003). For the background equilibrium, we also have $u_0^s = u_0^g = 0$, $j_0^s = rv_s$ and $j_0^g = rv_g$. By imposing these conditions in equations (1)–(4) [particularly radial momentum eqn. (2)], we obtain

$$v_s^2 + \alpha n K_s (\Sigma_0^s)^{n-1} = v_g^2 + \alpha n K_g (\Sigma_0^g)^{n-1} = r \frac{d\phi_0}{dr}. \quad (7)$$

To compute the gravitational potential ϕ_0 arising from the equilibrium total surface mass density

$$\Sigma_0 = \Sigma_0^s + \Sigma_0^g = \sigma_0^s r^{-\alpha} + \sigma_0^g r^{-\alpha} \quad (8)$$

where σ_0^s and σ_0^g are two constant coefficients, we simply take equation (A5) in Appendix A of Syer & Tremaine (1996) and readily obtain

$$\phi_0 = -2\pi G r (\Sigma_0^s + \Sigma_0^g) \mathcal{P}_0, \quad (9)$$

where we introduce an auxiliary parameter function

$$\mathcal{P}_0 \equiv \frac{\Gamma(-\alpha/2 + 1)\Gamma(\alpha/2 - 1/2)}{2\Gamma(-\alpha/2 + 3/2)\Gamma(\alpha/2)} \quad (10)$$

(Kalnajs 1971).

The requirement of radial force balance (7) for all radii (i.e., the scale-free condition) implies

$$2\beta = \alpha(n - 1) = \alpha - 1, \quad (11)$$

which gives the relationship among α , β and n , namely

$$\alpha = 1 + 2\beta \quad \text{and} \quad n = \frac{1 + 4\beta}{1 + 2\beta} \quad (12)$$

(Syer & Tremaine 1996). It follows from $n > 0$ in barotropic equation of state (5) for warm discs that $\beta > -1/4$. For cold discs (i.e., $K \rightarrow 0$), this inequality is unnecessary.

As discussed in Syer & Tremaine (1996), mass distributions with $\beta > 1/2$ ($\alpha > 2$) would be unphysical because they contain infinite point masses. Furthermore, Poisson integral (4) for ϕ_0 converges for $1 < \alpha < 2$ and thus $0 < \beta < 1/2$ for a system of axisymmetry; the range of α (and thus of β) is broader for nonaxisymmetric systems. However, the total force arising from axisymmetric equilibrium surface mass densities remains finite in an extended range of $\beta \in (-1/2, 1/2)$ ($0 < \alpha < 2$). In summary, we therefore have $-1/4 < \beta < 1/2$ [the left bound is implied by $n > 0$ for warm discs and the right bound is required such that the central point mass will not diverge (Syer & Tremaine 1996)]. For cold discs (i.e., $K = 0$), the β range can be extended to $-1/2 < \beta < 1/2$. When $\beta = 0$ for flat rotation curves, we have surface mass densities proportional to r^{-1} corresponding to a composite system of two SIDs (Lou & Shen 2003; Shen & Lou 2003; Lou & Zou 2004; Lou & Wu 2004).

According to equilibrium condition (7), we have

$$\mathcal{V}_s^2 + A_s^2 = \mathcal{V}_g^2 + A_g^2 = 2\pi G (2\beta \mathcal{P}_0) r^{1+2\beta} (\Sigma_0^s + \Sigma_0^g), \quad (13)$$

where $v = \mathcal{V} r^{-\beta}$ and $a^2 = A^2 r^{-2\beta} / (1 + 2\beta)$ with \mathcal{V} and A being two constant coefficients. By introducing $\mathcal{V} \equiv AD$ to define a dimensionless parameter D , we obtain

$$\begin{aligned} \Sigma_0^s &= \frac{A_s^2 (D_s^2 + 1) r^{-(1+2\beta)}}{2\pi G (2\beta \mathcal{P}_0) (1 + \delta)}, \\ \Sigma_0^g &= \frac{A_g^2 (D_g^2 + 1) \delta r^{-(1+2\beta)}}{2\pi G (2\beta \mathcal{P}_0) (1 + \delta)}, \end{aligned} \quad (14)$$

where $\delta \equiv \Sigma_0^g / \Sigma_0^s$ is the ratio of the surface mass density of the gaseous disc to that of the stellar disc. We note that the value of $2\beta \mathcal{P}_0$ falls within $(0, \infty)$ for $\beta \in (-1/4, 1/2)$ and is equal to 1 when $\beta = 0$ for the case of SIDs.

An equivalent version of requirement (13) is

$$A_s^2 (D_s^2 + 1) = A_g^2 (D_g^2 + 1), \quad (15)$$

where D_s and D_g are two dimensionless rotation parameters and $\eta \equiv A_s^2 / A_g^2 = a_s^2 / a_g^2$ is the square of the ratio of the velocity dispersion in the stellar disc to the sound speed in the gaseous disc. Note that A is actually related to the sound speed $a \propto r^{-\beta}$ [but scaled by a factor $(1+2\beta)^{1/2}$] and the parameter D is essentially the effective Mach number for disc rotation. We are going to express other equilibrium physical variables in terms of A and D . Besides, we have also introduced two dimensionless parameters to compare properties of the two discs. The first one is the surface mass density ratio $\delta \equiv \Sigma_0^g / \Sigma_0^s$. The second parameter is the square of the ratio of the effective sound speeds in two discs $\eta \equiv A_s^2 / A_g^2$. For disc galaxies, ratio δ can be either greater or less than 1 depending on whether the system is stellar matter dominant or gas material dominant (in the early universe). Without loss of generality, we may take $\eta > 1$ as the situation is symmetric for $\eta < 1$ and typically the stellar velocity dispersion (mimicked by a sound speed) in the stellar disc is greater than the sound speed in the gaseous disc. The special case of $\eta = 1$ should give some familiar results of a single disc except for an additional mode due to gravitational coupling, as we have already learned from the simpler case of two coupled SIDs (Lou & Fan 1998; Lou & Shen 2003).

The specific z -component angular momenta (j_0^s and j_0^g) and the sound speeds (a_s and a_g) of the two discs in an equilibrium state simply read

$$j_0^i = A_i D_i r^{1-\beta}, \quad (16)$$

$$a_i^2 = n K_i (\Sigma_0^i)^{n-1} = A_i^2 / [(1 + 2\beta) r^{2\beta}]. \quad (17)$$

Similarly, the disc angular rotation speed $\Omega \equiv j_0 / r^2$ and the epicyclic frequency $\kappa \equiv [(2\Omega/r) d(r^2 \Omega)/dr]^{1/2}$ are expressed in terms of two dimensionless parameters A and D as

$$\Omega_i = A_i D_i r^{-1-\beta}, \quad \kappa_i = [2(1 - \beta)]^{1/2} \Omega_i, \quad (18)$$

and therefore we have $dj_0/dr = (1 - \beta)v = r\kappa^2/(2\Omega)$ that simplifies the linear perturbation equations displayed in the next subsection.

For the convenience of comparison and cross referencing, we note that our chosen notations for parameters have counterparts in those adopted by previous authors (Lemos, Kalnajs & Lynden-Bell 1991; Syer & Tremaine 1996). In Lemos et al. (1991), their notations σ and v stand for

$$\sigma^2 \rightarrow \frac{A^2}{(1 + 4\beta) r^{2\beta}}, \quad v^2 \rightarrow \frac{A^2 D^2}{r^{2\beta}},$$

$$\frac{\sigma}{(\sigma^2 + v^2)^{1/2}} \rightarrow \frac{1}{[1 + (1 + 4\beta) D^2]^{1/2}}$$

here. While in Syer & Tremaine (1996), their notation w

stands for

$$w \rightarrow \frac{1}{(1+2\beta)D^2}$$

for a full disc with their $f = 0$. These various adopted notations are relevant to the case of a single disc. All authors arrived at the same prescription for an axisymmetric background in rotational equilibrium.

2.3 Equations for Linear Coplanar Perturbations

For small coplanar perturbations in a composite disc system denoted by subscript 1 associated with relevant physical variables, the perturbation equations can be readily derived by linearizing the basic equations (1)–(4), namely

$$\begin{aligned} \frac{\partial \Sigma_1^i}{\partial t} + \frac{1}{r} \frac{\partial}{\partial r} (r \Sigma_0^i u_1^i) + \Omega_i \frac{\partial \Sigma_1^i}{\partial \theta} + \frac{\Sigma_0^i}{r^2} \frac{\partial j_1^i}{\partial \theta} &= 0, \\ \frac{\partial u_1^i}{\partial t} + \Omega_i \frac{\partial u_1^i}{\partial \theta} - 2\Omega_i \frac{j_1^i}{r} &= -\frac{\partial}{\partial r} \left(a_i^2 \frac{\Sigma_1^i}{\Sigma_0^i} + \phi_1 \right), \\ \frac{\partial j_1^i}{\partial t} + \frac{r \kappa_i^2}{2\Omega_i} u_1^i + \Omega_i \frac{\partial j_1^i}{\partial \theta} &= -\frac{\partial}{\partial \theta} \left(a_i^2 \frac{\Sigma_1^i}{\Sigma_0^i} + \phi_1 \right), \end{aligned} \quad (19)$$

for coplanar perturbations in the stellar disc and the gaseous disc, with the total gravitational potential perturbation given by

$$\phi_1(r, \theta, t) = \oint d\psi \int_0^\infty \frac{-G(\Sigma_1^s + \Sigma_1^g) r' dr'}{[r'^2 + r^2 - 2rr' \cos(\psi - \theta)]^{1/2}}. \quad (20)$$

Assuming a Fourier component form of $\exp[i(\omega t - m\theta)]$ periodic in time t and in azimuthal angle θ for all perturbation variables with $m \geq 0$, we write for coplanar perturbations in the stellar and gaseous discs in the forms of

$$\begin{aligned} \Sigma_1^i &= \mu^i(r) \exp[i(\omega t - m\theta)], \\ u_1^i &= U^i(r) \exp[i(\omega t - m\theta)], \\ j_1^i &= J^i(r) \exp[i(\omega t - m\theta)], \end{aligned} \quad (21)$$

with the total gravitational potential perturbation in the form of

$$\phi_1 = V(r) \exp[i(\omega t - m\theta)] \quad (22)$$

within the disc plane at $z = 0$ (we discriminate the imaginary unit i and sub- or superscript i for two discs). By substituting expressions (21)–(22) into equations (19)–(20), we readily derive for the stellar and gaseous discs

$$\begin{aligned} i(\omega - m\Omega_i) \mu^i + \frac{1}{r} \frac{d}{dr} (r \Sigma_0^i U^i) - i m \Sigma_0^i \frac{J^i}{r^2} &= 0, \\ i(\omega - m\Omega_i) U^i - 2\Omega_i \frac{J^i}{r} &= -\frac{d}{dr} \left(a_i^2 \frac{\mu^i}{\Sigma_0^i} + V \right), \\ i(\omega - m\Omega_i) J^i + \frac{r \kappa_i^2}{2\Omega_i} U^i &= i m \left(a_i^2 \frac{\mu^i}{\Sigma_0^i} + V \right), \end{aligned} \quad (23)$$

and for the total gravitational potential perturbation

$$V(r) = \oint d\psi \int_0^\infty \frac{-G(\mu^s + \mu^g) \cos(m\psi) r' dr'}{(r'^2 + r^2 - 2rr' \cos \psi)^{1/2}}. \quad (24)$$

We now use the last two equations in (23) to express U and J in terms of $\Psi \equiv a^2 \mu / \Sigma_0 + V$ for the stellar and gaseous

discs

$$\begin{aligned} U^i &= \frac{i}{(\omega - m\Omega_i)^2 - \kappa_i^2} \left[-2\Omega_i \frac{m}{r} + (\omega - m\Omega_i) \frac{d}{dr} \right] \Psi^i, \\ \frac{J^i}{r} &= \frac{1}{(\omega - m\Omega_i)^2 - \kappa_i^2} \left[(\omega - m\Omega_i) \frac{m}{r} - \frac{\kappa_i^2}{2\Omega_i} \frac{d}{dr} \right] \Psi^i. \end{aligned} \quad (25)$$

Substitution of expressions (25) into the first equation of (23) leads to

$$\begin{aligned} 0 &= (\omega - m\Omega_i) \mu^i + \frac{1}{r} \frac{d}{dr} \\ &\times \left\{ \frac{r \Sigma_0^i}{(\omega - m\Omega_i)^2 - \kappa_i^2} \left[-2\Omega_i \frac{m}{r} + (\omega - m\Omega_i) \frac{d}{dr} \right] \Psi^i \right\} \\ &- \frac{m \Sigma_0^i}{r[(\omega - m\Omega_i)^2 - \kappa_i^2]} \left[(\omega - m\Omega_i) \frac{m}{r} - \frac{\kappa_i^2}{2\Omega_i} \frac{d}{dr} \right] \Psi^i \end{aligned} \quad (26)$$

for the stellar and gaseous discs.

Based on equation (26), we construct stationary perturbation solutions with $\omega = 0$. With the axisymmetric background equilibrium conditions derived in Section 2.2, we rewrite equation (26) by setting $\omega = 0$, namely

$$\begin{aligned} m \left\{ -\mu^s + \frac{1}{D_s^2(1+2\beta)(m^2-2+2\beta)} \left(\frac{m^2+2\beta}{r} - 2\frac{d}{dr} - r\frac{d^2}{dr^2} \right) \right. \\ \left. \times \left[r\mu^s + \frac{(1+2\beta)(1+D_s^2)}{2\pi G(2\beta\mathcal{P}_0)} \frac{V}{1+\delta} \right] \right\} = 0, \end{aligned} \quad (27)$$

for the stellar disc and

$$\begin{aligned} m \left\{ -\mu^g + \frac{1}{D_g^2(1+2\beta)(m^2-2+2\beta)} \left(\frac{m^2+2\beta}{r} - 2\frac{d}{dr} - r\frac{d^2}{dr^2} \right) \right. \\ \left. \times \left[r\mu^g + \frac{(1+2\beta)(1+D_g^2)}{2\pi G(2\beta\mathcal{P}_0)} \frac{V\delta}{1+\delta} \right] \right\} = 0, \end{aligned} \quad (28)$$

for the gaseous disc, respectively. The above two equations (27) and (28) are to be solved together with Poisson's integral (24). Note that equations (27) and (28) are valid only for $m \neq 0$. In order to investigate the axisymmetric $m = 0$ case, we should take a different limiting procedure by first setting $m = 0$ in equation (26) before letting $\omega \rightarrow 0$ (Lou & Zou 2004).

3 ALIGNED AND SPIRAL CASES

We investigate in this section stationary density wave patterns in an inertial frame of reference using equations (27) and (28) coupled with Poisson integral (24). We distinguish two types of coplanar disturbances, that is, aligned and unaligned (logarithmic spiral) coplanar perturbations. Aligned perturbation patterns correspond to distorted streamlines with the maximum and minimum radii at different radial locations lined up in the azimuth, while unaligned or spiral perturbations correspond to distorted streamlines with the maximum and minimum radii shifted systematically in azimuth at different radial locations (Kalnajs 1973). Aligned perturbations relate to purely azimuthal propagations of

density waves (Lou 2002; Lou & Fan 2002) while the spiral perturbations relate to both azimuthal and radial propagations (Lou 2002; Lou & Fan 2002; Lou & Shen 2003; Lou & Zou 2004). Furthermore for aligned cases, we consider perturbations that carry the same density power-law dependence as that of the background equilibrium disc does. In contrast, we consider logarithmic spiral perturbations for nonaxisymmetric spiral cases (Kalnajs 1971; Syer & Tremaine 1996; Shu et al. 2000; Lou 2002; Lou & Fan 2002; Lou & Shen 2003; Lou & Zou 2004; Lou & Wu 2004).

3.1 Aligned Perturbation Configurations

The aligned $m = 0$ case is somewhat trivial in the sense of a re-scaling of the axisymmetric background equilibrium state (Shu et al. 2000; Lou 2002; Lou & Shen 2003; Lou & Zou 2004). For $m \geq 1$, we consider aligned perturbations that carry the same radial power-law dependence as that of the axisymmetric background equilibrium disc does. The perturbed surface mass densities and the total gravitational potential read[‡]

$$\begin{aligned} \mu^s &= \sigma^s r^{-(1+2\beta)}, & \mu^g &= \sigma^g r^{-(1+2\beta)}, \\ V &= -2\pi G r (\mu^s + \mu^g) \mathcal{P}_m(\beta), \end{aligned} \quad (29)$$

where σ^s, σ^g are small constant coefficients and the parameter function $\mathcal{P}_m(\beta)$ is defined by

$$\mathcal{P}_m(\beta) \equiv \frac{\Gamma(m/2 - \beta + 1/2)\Gamma(m/2 + \beta)}{2\Gamma(m/2 - \beta + 1)\Gamma(m/2 + \beta + 1/2)}, \quad (30)$$

with $-m/2 < \beta < (m+1)/2$ (Qian 1992; Syer & Tremaine 1996). The prescribed ranges of $\beta \in (-1/4, 1/2)$ for warm discs and of $\beta \in (-1/2, 1/2)$ for cold discs happen to satisfy this requirement for $m \geq 1$. Note that for the isothermal case of $\beta = 0$, we simply have $\mathcal{P}_m = 1/m$ which[§] is just the case of Shu et al. (2000), Lou (2002), Lou & Fan (2002), Lou & Shen (2003), and Lou & Zou (2004). One can readily derive the recursion relation in m of $\mathcal{P}_m(\beta)$ for a fixed β value, namely

$$\mathcal{P}_{m+1}(\beta)\mathcal{P}_m(\beta) = [(m+2\beta)(m+1-2\beta)]^{-1}. \quad (31)$$

In both ranges of $\beta \in (-1/4, 1/2)$ and $\beta \in (-1/2, 1/2)$, it is also useful to derive the asymptotic expression of $\mathcal{P}_m(\beta)$

$$\mathcal{P}_m(\beta) \approx (m^2 + 2\beta - 4\beta^2)^{-1/2} \quad (32)$$

for $m \geq 2$ with an accuracy better than 2%. Larger values of m would lead to higher accuracies.

[‡] For aligned coplanar perturbations with a radial variation different from that of the background equilibrium state, the perturbation potential-density pair consistent with the Poisson integral (20) will be $\mu^i = \sigma^i r^{-\lambda}$, $V = -2\pi G r (\mu^s + \mu^g) \mathcal{P}_m(\lambda)$ where the superscript $i = s, g$ for stellar and gaseous discs, respectively, numerical factor $\mathcal{P}_m(\lambda) \equiv \Gamma(m/2 - \lambda/2 + 1)\Gamma(m/2 + \lambda/2 - 1/2)/[2\Gamma(m/2 - \lambda/2 + 3/2)\Gamma(m/2 + \lambda/2)]$ and the λ range of $-m+1 < \lambda < m+2$ is required. Following the same procedure of analysis, we can construct a more broad class of stationary coplanar aligned perturbation solutions.

[§] We have assumed $m \geq 0$, otherwise $|m|$ should be used instead.

By imposing condition (29) with $m \geq 1$, equations (27) and (28) can be cast into the following forms, namely

$$\begin{aligned} \mu^s &= \left(\frac{m^2 + 2\beta}{r} - 2 \frac{d}{dr} - r \frac{d^2}{dr^2} \right) (H_1 r \mu^s + G_1 r \mu^g), \\ \mu^g &= \left(\frac{m^2 + 2\beta}{r} - 2 \frac{d}{dr} - r \frac{d^2}{dr^2} \right) (H_2 r \mu^g + G_2 r \mu^s), \end{aligned} \quad (33)$$

where the four coefficients H_1, H_2, G_1 and G_2 explicitly involved are defined by

$$\begin{aligned} H_1 &\equiv \frac{1}{D_s^2(1+2\beta)(m^2-2+2\beta)} \\ &\quad \times \left[1 - \frac{(1+2\beta)(1+D_s^2)}{2\beta\mathcal{P}_0} \frac{\mathcal{P}_m}{(1+\delta)} \right], \\ H_2 &\equiv \frac{1}{D_g^2(1+2\beta)(m^2-2+2\beta)} \\ &\quad \times \left[1 - \frac{(1+2\beta)(1+D_g^2)}{2\beta\mathcal{P}_0} \frac{\mathcal{P}_m\delta}{(1+\delta)} \right], \\ G_1 &\equiv -\frac{1+D_s^2}{D_s^2(2\beta\mathcal{P}_0)(m^2-2+2\beta)} \frac{\mathcal{P}_m}{(1+\delta)}, \\ G_2 &\equiv -\frac{1+D_g^2}{D_g^2(2\beta\mathcal{P}_0)(m^2-2+2\beta)} \frac{\mathcal{P}_m\delta}{(1+\delta)}, \end{aligned} \quad (34)$$

where \mathcal{P}_0 appears due to background variables (14). Note that \mathcal{P}_0 diverges at $\beta = 0$ and $\beta = 1/2$, and approaches zero as $\beta \rightarrow -1/2$. Meanwhile, $2\beta\mathcal{P}_0 = 1$ is regular at $\beta = 0$. By expressions (29), equations (33) can be rearranged into

$$\begin{aligned} [1 - H_1(m^2 + 4\beta - 4\beta^2)]\mu^s &= G_1(m^2 + 4\beta - 4\beta^2)\mu^g, \\ [1 - H_2(m^2 + 4\beta - 4\beta^2)]\mu^g &= G_2(m^2 + 4\beta - 4\beta^2)\mu^s. \end{aligned} \quad (35)$$

We introduce below several handy notations for parameters that depend only on m and β to greatly simplify analytical expressions, namely

$$\begin{aligned} \mathcal{A}_m(\beta) &\equiv m^2 + 4\beta - 4\beta^2, \\ \mathcal{B}_m(\beta) &\equiv (1+2\beta)(m^2-2+2\beta), \\ \mathcal{C}(\beta) &\equiv (1+2\beta)/(2\beta\mathcal{P}_0), \\ \mathcal{H}_m(\beta) &\equiv \mathcal{C}(\beta)\mathcal{P}_m(\beta)\mathcal{A}_m(\beta) + \mathcal{B}_m(\beta). \end{aligned} \quad (36)$$

From these expressions, one immediately knows that parameter $\mathcal{C}(\beta)$ decreases monotonically with increasing β and $0 < \mathcal{C} < \pi^2/[4\Gamma(3/4)]^4 \cong 1.094$ for $\beta \in (-1/4, 1/2)$ and $\mathcal{C}(0) = 1$ by taking the limit of $\beta \rightarrow 0$.

A straightforward combination of the two conditions in equation (35) leads to the following stationary dispersion relation for nonaxisymmetric aligned coplanar perturbations

$$(1 - H_1\mathcal{A}_m)(1 - H_2\mathcal{A}_m) = G_1G_2\mathcal{A}_m^2. \quad (37)$$

By substituting the expressions of H_1, H_2, G_1 and G_2 in equation (34) into equation (37) and using the background relation $D_g^2 = \eta(D_s^2 + 1) - 1$ where $\eta \equiv A_s^2/A_g^2$, we obtain a quadratic equation in terms of $y \equiv D_s^2$ for the stationary dispersion relation (37)

$$C_2 y^2 + C_1 y + C_0 = 0, \quad (38)$$

where coefficients C_2, C_1 and C_0 are functions of m, β, δ

and η , and are explicitly defined by

$$\begin{aligned}
 C_2 &\equiv \mathcal{B}_m \mathcal{H}_m \eta, \\
 C_1 &\equiv \left[(\mathcal{B}_m - \mathcal{A}_m) \mathcal{H}_m + \frac{(\mathcal{A}_m + \mathcal{B}_m)(\mathcal{H}_m - \mathcal{B}_m)}{(1 + \delta)} \right] \eta \\
 &\quad - \frac{(\mathcal{A}_m + \mathcal{B}_m)(\mathcal{H}_m + \mathcal{B}_m \delta)}{(1 + \delta)}, \\
 C_0 &\equiv \left[-\mathcal{A}_m \mathcal{H}_m + \frac{(\mathcal{A}_m + \mathcal{B}_m)(\mathcal{H}_m - \mathcal{B}_m)}{(1 + \delta)} \right] \eta \\
 &\quad + (\mathcal{A}_m + \mathcal{B}_m)^2 - \frac{(\mathcal{A}_m + \mathcal{B}_m)(\mathcal{H}_m + \mathcal{B}_m \delta)}{(1 + \delta)}.
 \end{aligned} \tag{39}$$

Given specified parameters of β , δ and η , equation (38) can be readily solved analytically for different values of m as

$$y_{1,2} = \frac{-C_1 \pm (C_1^2 - 4C_2C_0)^{1/2}}{2C_2},$$

where the determinant $\Delta \equiv C_1^2 - 4C_2C_0$ remains always positive for $m \geq 1$ as shown in Appendix A so that stationary dispersion relation (38) has two distinct real solutions for D_s^2 . To illustrate the procedure, we choose several sets of parameters to numerically solve equation (38).

The $\beta = 0$ (or equivalently, $n = 1$) case has been thoroughly studied as a composite system of two coupled SIDs (Lou & Shen 2003; Shen & Lou 2003; Lou & Zou 2004) where the surface mass density profiles scale as r^{-1} with flat rotation curves. In the present model, β is allowed to take on values in the range $(-1/4, 1/2)$ for warm discs. For two representative examples, we choose $\beta = -1/8$ and $\beta = 1/4$ corresponding to barotropic index $n = 2/3$ and $n = 4/3$, respectively. There are two more free parameters to be chosen: the first is the ratio of the surface mass density of the gaseous disc to that of the stellar disc δ . We choose three trial values of $\delta = 1/4, 1$ and 4 for three different cases. We simply assume $\eta > 1$ as the stellar disc has a relatively higher ‘temperature’ (i.e., higher velocity dispersion). We note when $\eta = 1$, the three coefficients C_2 , C_1 and C_0 in equation (38) turn out to be independent of δ . For $\eta = 1$ and $\beta = 0$, the situation is reduced to two SIDs with the same sound speed (Lou & Shen 2003; Shen & Lou 2003).

The representative solutions of equation (38) for different sets of parameters β , δ , η and m will be discussed more specifically later on. We here offer several remarks. Mathematically, two eigen-solutions for coplanar perturbations can be found due to the gravitational coupling between the two discs, but they may not always satisfy the physical requirement $D_s^2 \geq 0$ simultaneously.

It is important to realize that the two branches of D_s^2 solution of equation (38), y_1 and y_2 , are both monotonic functions of η (either monotonically increasing or monotonically decreasing) once other parameters are specified. This rule also applies to the spiral cases discussed later (see the proof in Appendix B). Therefore, once we know the solutions at $\eta = 1$ and $\eta \rightarrow \infty$ the entire solution ranges are qualitatively determined. More fortunately, the solutions at the two boundaries of η have explicit analytical forms as shown below.

For $\eta = 1$, we obtain two real solutions of quadratic

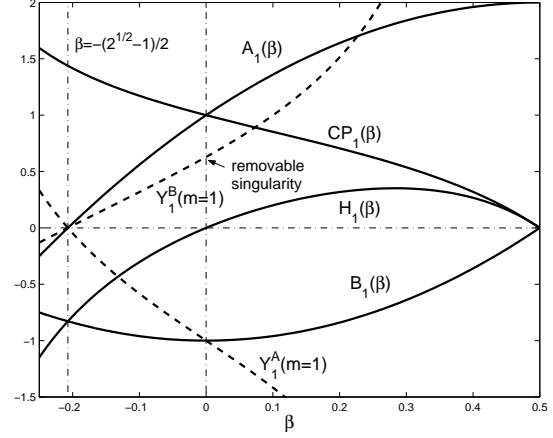


Figure 1. Variations of coefficients $\mathcal{A}_1(\beta)$, $\mathcal{B}_1(\beta)$, $\mathcal{CP}_1(\beta)$, $\mathcal{H}_1(\beta)$ as defined in equation (36) and D_s^2 solutions of $Y_1^A|_{m=1}$ and $Y_1^B|_{m=1}$ with $\eta = 1$ as obtained in equation (40) in the β range of $\beta \in (-1/4, 1/2)$.

equation (38) in the forms of

$$Y_1^A = \frac{\mathcal{A}_m}{\mathcal{B}_m} \quad \text{and} \quad Y_1^B = \frac{(1 - \mathcal{CP}_m)\mathcal{A}_m}{\mathcal{H}_m}. \tag{40}$$

This case is special since the second expression Y_1^B is the result of one single disc and the first expression Y_1^A is extra due to the gravitational coupling. For the physical solution branch with $D_s^2 > 0$, Table 1 contains information of phase relationship between μ^g and μ^s for the $m = 1$ case with different values of $\beta \in (-1/4, 1/2)$. For Y_1^B being physical, μ^g and μ^s are in-phase as a counterpart of a single disc, while for Y_1^A being physical, μ^g and μ^s are out-of-phase and this has no counterpart in the case of a single disc.

Meanwhile in the limit of $\eta \rightarrow \infty$, we solve quadratic equation (38) to derive the following two solutions

$$\begin{aligned}
 Y_\infty^A &= \frac{\mathcal{A}_m[\mathcal{H}_m\delta + (1 - \mathcal{CP}_m)\mathcal{B}_m]}{\mathcal{B}_m\mathcal{H}_m(1 + \delta)} \\
 &= -1 + \frac{(\mathcal{A}_m + \mathcal{B}_m)(\mathcal{H}_m\delta + \mathcal{B}_m)}{\mathcal{B}_m\mathcal{H}_m(1 + \delta)}
 \end{aligned} \tag{41}$$

and

$$Y_\infty^B = -1.$$

Apparently, the latter Y_∞^B is unphysical for being negative.

For the phase relationship between the two surface mass density perturbations μ^s and μ^g , we make use of equation (35) to derive

$$\begin{aligned}
 \frac{\mu^g}{\mu^s} &= \frac{1 - H_1\mathcal{A}_m}{G_1\mathcal{A}_m} = -1 - \frac{(D_s^2\mathcal{B}_m - \mathcal{A}_m)(1 + \delta)}{\mathcal{CP}_m\mathcal{A}_m(1 + D_s^2)} \\
 &= -1 - \frac{\mathcal{B}_m(1 + \delta)}{\mathcal{CP}_m\mathcal{A}_m} + \frac{(\mathcal{A}_m + \mathcal{B}_m)(1 + \delta)}{\mathcal{CP}_m\mathcal{A}_m(1 + D_s^2)},
 \end{aligned} \tag{42}$$

and then to calculate the phase relationship of surface mass density perturbations for stationary perturbation modes by inserting the value of D_s^2 solution obtained.

3.1.1 The $m = 1$ Aligned Case

The $m = 1$ case is somewhat special corresponding to $1 < \mathcal{CP}_1 < \pi^4/\{12[\Gamma(3/4)]^8\} \cong 1.596$ for $\beta \in (-1/4, 0)$ and

β	$(-1/4, -(2^{1/2} - 1)/2)$	$(-(2^{1/2} - 1)/2, 0)$	$(0, 1/2)$
C_2	+	+	-
$1 - \mathcal{CP}_1$	-	-	+
$\mathcal{A}_1(\beta)$	-	+	+
$\mathcal{B}_1(\beta)$	-	-	-
$\mathcal{H}_1(\beta)$	-	-	+
$Y_1^A _{m=1}$	+	-	-
$Y_1^B _{m=1}$	-	+	+
μ^g/μ^s	-	+	+

Table 1. Signs for various parameters when β falls within the three contiguous subintervals of $\beta \in (-1/4, 1/2)$ for the $m = 1$ case. The phase relationship between μ^g and μ^s is only given for the physical solution branch with $D_s^2 > 0$ and remains valid for all combinations of δ and η . Specifically, $Y_1^A|_{m=1}$ is positive for $\beta \in (-1/4, -(2^{1/2} - 1)/2)$, while $Y_1^B|_{m=1}$ is positive for $\beta \in (-(2^{1/2} - 1)/2, 1/2)$.

to $0 < \mathcal{CP}_1 < 1$ for $\beta \in (0, 1/2)$, respectively. We know that for a composite system of coupled two SIDs with $\beta = 0$ (i.e. flat rotation curves), the aligned $m = 1$ case imposes no restriction on the dimensionless rotation parameter D_s^2 (Lou & Shen 2003). This situation changes qualitatively for $\beta \neq 0$. The additional freedom of β parameter rules out that equation (38) be automatically satisfied for arbitrary D_s^2 . We will see that to a certain extent, the aligned $m = 1$ case is very similar to the spiral $m = 1$ case in form. The dependence of solutions y_1 and y_2 on the square ratio of sound speeds η and on the ratio of surface mass densities δ is distinctly different from those for the $m \geq 2$ cases. First we rewrite equations (40) and (41) for $m = 1$ as

$$Y_1^A|_{m=1} = \frac{\mathcal{A}_1}{\mathcal{B}_1}, \quad Y_1^B|_{m=1} = \frac{(1 - \mathcal{CP}_1)\mathcal{A}_1}{\mathcal{H}_1},$$

$$Y_\infty^A|_{m=1} = -1 + \frac{4\beta(\mathcal{H}_1\delta + \mathcal{B}_1)}{\mathcal{B}_1\mathcal{H}_1(1 + \delta)}, \quad Y_\infty^B|_{m=1} = -1,$$

where except for a removable singularity[¶] at $\beta = 0$ for $Y_1^B|_{m=1}$, the coefficients \mathcal{A}_1 , \mathcal{B}_1 , \mathcal{CP}_1 and \mathcal{H}_1 as well as the D_s^2 solutions Y_1^A and Y_1^B as functions of β are displayed in Fig. 1 within the open interval $\beta \in (-1/4, 1/2)$. The sign variations of each parameters within the open interval $\beta \in (-1/4, 1/2)$ are further summarized in Table 1 for reference.

For the $m = 1$ case, the lower branch (either y_1 or y_2)^{||} of the solutions to equation (38) is always negative as can be seen later on and is therefore unphysical. It is possible for the upper branch of D_s^2 solution to be positive for a specific range of η , depending on the parameters β and δ (see the critical η_c discussed below). The variation within different parameter regimes is subtle for the special $m = 1$ case as well as as for the phase relationship. And we only

[¶] When $\beta = 0$, we have $\mathcal{H}_1 = 0$ while $Y_1^B|_{m=1}$ given by equation (40) remains finite because the numerator also vanishes.

^{||} When $m = 1$, y_1 is the upper branch and y_2 is the lower branch for $\beta < 0$ ($C_2 > 0$), while the situation is reversed for $\beta > 0$ ($C_2 < 0$). However when $m \geq 2$, y_1 always remains to be the upper branch and y_2 always remains to be the lower branch as $C_2 > 0$ within the range of all $\beta \in (-1/4, 1/2)$.

need to consider the positive portion in the upper branch of D_s^2 solution.

As indicated in Fig. 1 and Table 1, we divide the open interval of $-1/4 < \beta < 1/2$ into three subintervals to analyze properties of aligned coplanar perturbations with $m = 1$.

★ *Case I* for $-1/4 < \beta < -(2^{1/2} - 1)/2$ when $y_1 > 0$ is the upper branch

As solutions y_1 and y_2 of equation (38) are both monotonic functions of η (see the proof in Appendix B), we can use the explicit y_1 and y_2 solutions at $\eta = 1$ [see solutions (40)] and $\eta \rightarrow \infty$ [see solutions (41)] to well bracket the ranges of D_s^2 value. For $\eta = 1$, we have

$$y_1 = Y_1^A|_{m=1} = \frac{\mathcal{A}_1}{\mathcal{B}_1} > 0,$$

$$y_2 = Y_1^B|_{m=1} = \frac{(1 - \mathcal{CP}_1)\mathcal{A}_1}{\mathcal{H}_1} < 0,$$

while for $\eta \rightarrow \infty$, we have

$$y_1 = Y_\infty^A|_{m=1} = -1 + \frac{4\beta(\mathcal{H}_1\delta + \mathcal{B}_1)}{\mathcal{B}_1\mathcal{H}_1(1 + \delta)} > -1,$$

$$y_2 = Y_\infty^B|_{m=1} = -1.$$

In this case, the lower y_2 branch remains always negative and thus unphysical, while the upper y_1 branch increases monotonically with increasing δ and decreases monotonically with increasing η . For solutions (44), there exists a critical η_c beyond which y_1 becomes negative for fixed values of β and δ . This η_c can be explicitly determined by an analytical expression

$$\eta_c = 1 + \frac{(1 - \mathcal{CP}_1)\mathcal{A}_1(1 + \delta)}{\mathcal{H}_1\delta + (1 - \mathcal{CP}_1)\mathcal{B}_1}. \quad (45)$$

This expression (45) remains valid only when $\eta_c > 1$ which further requires

$$0 < \delta < \frac{(\mathcal{CP}_1 - 1)\mathcal{B}_1}{\mathcal{H}_1} < \mathcal{CP}_1 - 1, \quad (46)$$

that in turn defines a critical value $\delta_c \equiv (\mathcal{CP}_1 - 1)\mathcal{B}_1/\mathcal{H}_1$. For $\delta > \delta_c$, the upper y_1 branch remains always positive and physical.

By equation (42), the phase relationship for surface mass density perturbations with $m = 1$ corresponding to the physical portion of the y_1 branch is given by

$$\frac{\mu^g}{\mu^s} = -1 - \frac{\mathcal{B}_1(1 + \delta)}{\mathcal{CP}_1\mathcal{A}_1} + \frac{4\beta(1 + \delta)}{\mathcal{CP}_1\mathcal{A}_1(1 + D_s^2)}, \quad (47)$$

which decreases monotonically with increasing D_s^2 in the β subinterval of case (I) and thus increases monotonically with increasing η for the y_1 branch. We therefore have

$$-1 < \frac{\mu^g}{\mu^s} < \begin{cases} (1 + \delta - \mathcal{CP}_1)/(\mathcal{CP}_1) < 0, & \text{if } 0 < \delta < \delta_c \\ -\mathcal{CP}_1\mathcal{A}_1\delta/(\mathcal{H}_1\delta + \mathcal{B}_1) < 0, & \text{if } \delta > \delta_c \end{cases} \quad (48)$$

where the left-hand bound corresponds to $\eta = 1$ and the right-hand bound corresponds either to $\eta = \eta_c$ when condition (46) is met or to $\eta \rightarrow \infty$ when $\delta > \delta_c$. At any rate, the phase relationship of surface mass density perturbations in the two coupled discs for the upper y_1 solution branch remains always out-of-phase.

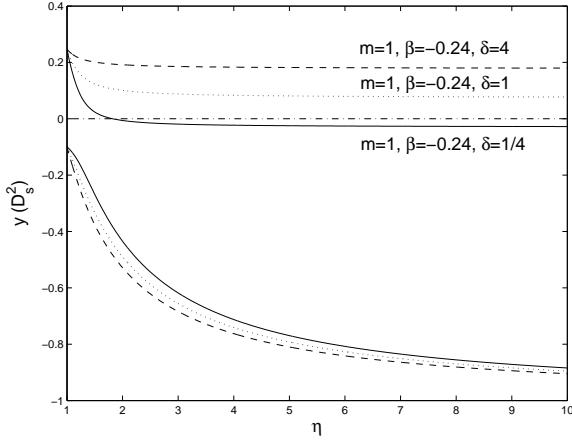
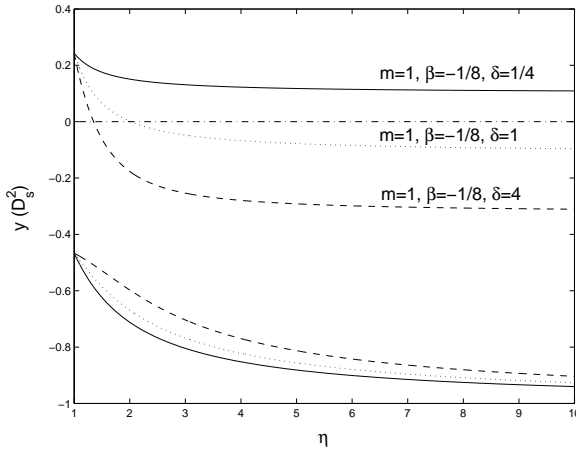
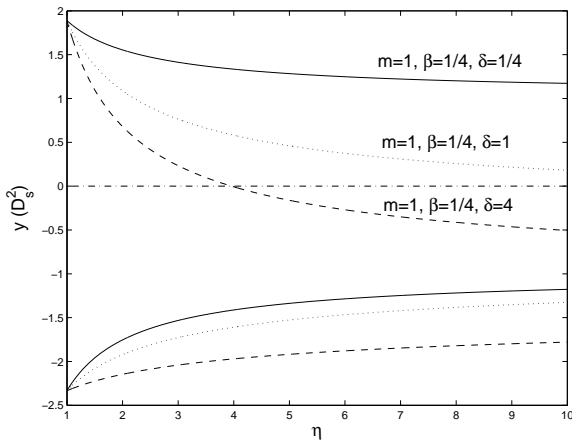

 (a) Case I: $-1/4 < \beta < -(2^{1/2} - 1)/2$.

 (b) Case II: $-(2^{1/2} - 1)/2 < \beta < 0$.

 (c) Case III: $0 < \beta < 1/2$.

Figure 2. Two D_s^2 solution branches of equation (38) as functions of η with combinations of $m = 1$, $\beta = -0.24, -1/8, 1/4$ and $\delta = 1/4, 1, 4$. For the same set of parameters in each panel (a), (b), (c), each linetype corresponds to two solutions of D_s^2 for a range of $1 < \eta < 10$.

★ *Case II* for $-(2^{1/2} - 1)/2 < \beta < 0$ when $y_1 > 0$ is the upper branch

For $\eta = 1$, we have

$$y_1 = Y_1^B|_{m=1} = \frac{(1 - \mathcal{CP}_1)\mathcal{A}_1}{\mathcal{H}_1} > 0, \quad (49)$$

$$y_2 = Y_1^A|_{m=1} = \frac{\mathcal{A}_1}{\mathcal{B}_1} < 0;$$

while for $\eta \rightarrow \infty$, we have

$$y_1 = Y_\infty^A|_{m=1} = -1 + \frac{4\beta(\mathcal{H}_1\delta + \mathcal{B}_1)}{\mathcal{B}_1\mathcal{H}_1(1 + \delta)} > -1, \quad (50)$$

$$y_2 = Y_\infty^B|_{m=1} = -1.$$

In this case again, the lower y_2 branch remains always negative and thus unphysical. The upper y_1 branch decreases monotonically with increasing either δ or η . The critical value of η beyond which y_1 becomes negative for fixed values of β and δ is again determined by the same expression (45). This criterion remains valid only when $\eta_c > 1$ that further requires

$$\delta > \delta_c \equiv \frac{(\mathcal{CP}_1 - 1)\mathcal{B}_1}{\mathcal{H}_1} > \mathcal{CP}_1 - 1. \quad (51)$$

This then implies that for $0 < \delta < \delta_c$, the upper y_1 branch of D_s^2 solution remains always physical for being positive.

Similarly for the phase relationship between μ^g and μ^s , we note that by expression (47), μ^g/μ^s increases monotonically with increasing D_s^2 in the β subinterval of case (II) and thus decreases monotonically with increasing η . We therefore have

$$\delta > \frac{\mu^g}{\mu^s} > \begin{cases} (1 + \delta - \mathcal{CP}_1)/(\mathcal{CP}_1) > 0, & \text{if } \delta > \delta_c \\ -\mathcal{CP}_1\mathcal{A}_1\delta/(\mathcal{H}_1\delta + \mathcal{B}_1) > 0, & \text{if } 0 < \delta < \delta_c \end{cases} \quad (52)$$

where the left-hand bound corresponds to $\eta = 1$ and the right-hand bound corresponds either to $\eta = \eta_c$ when condition (51) is satisfied or to $\eta \rightarrow \infty$ when $0 < \delta < \delta_c$. At any rate, the phase relationship between μ^g and μ^s for the upper y_1 branch solution remains always in-phase with μ^g/μ^s smaller than δ .

★ *Case III* for $0 < \beta < 1/2$ when y_2 becomes the upper branch

For $\eta = 1$, we have

$$y_1 = Y_1^A|_{m=1} = \frac{\mathcal{A}_1}{\mathcal{B}_1} < 0, \quad (53)$$

$$y_2 = Y_1^B|_{m=1} = \frac{(1 - \mathcal{CP}_1)\mathcal{A}_1}{\mathcal{H}_1} > 0;$$

while for $\eta \rightarrow \infty$, we have

$$y_1 = Y_\infty^A|_{m=1} = -1 + \frac{4\beta(\mathcal{H}_1\delta + \mathcal{B}_1)}{\mathcal{B}_1\mathcal{H}_1(1 + \delta)} < -1,$$

$$y_2 = Y_\infty^B|_{m=1} = -1 \quad \text{if } \delta > -\frac{\mathcal{B}_1}{\mathcal{H}_1},$$

or else,

$$y_1 = Y_\infty^B|_{m=1} = -1, \quad (54)$$

$$y_2 = Y_\infty^A|_{m=1} = -1 + \frac{4\beta(\mathcal{H}_1\delta + \mathcal{B}_1)}{\mathcal{B}_1\mathcal{H}_1(1 + \delta)} > -1$$

$$\text{if } 0 < \delta < -\frac{\mathcal{B}_1}{\mathcal{H}_1}.$$

In this case, the lower y_1 branch remains always negative

m	δ	$\beta = -0.24$		$\beta = -1/8$		$\beta = 1/4$	
		δ_c	η_c	δ_c	η_c	δ_c	η_c
1	1/4	0.401	1.821	0.522	/	0.809	/
	1	0.401	/	0.522	2.018	0.809	20.812
	4	0.401	/	0.522	1.350	0.809	3.959
2	1/4	/	2.514	/	2.375	/	2.033
	1		1.813		1.803		1.809
	4		1.556		1.567		1.664
3	1/4		2.641		2.278		1.782
	1		2.147		1.947		1.681
	4		1.881		1.752		1.604

Table 2. The critical values of η_c and δ_c for the three cases of $\beta = -0.24, -1/8$ and $1/4$ with different values of $m = 1, 2, 3$ and δ . A slash “/” means that the critical η_c or δ_c do not exist. Note that only for the $m = 1$ case does there exist such a critical δ_c that depends only on β .

and thus unphysical. The upper y_2 branch decreases monotonically with increasing δ or η . The critical value of η beyond which y_2 becomes negative for fixed values of β and δ is also determined by expression (45). This criterion is valid only when $\eta_c > 1$ which further requires

$$\delta > \delta_c \equiv \frac{(\mathcal{CP}_1 - 1)\mathcal{B}_1}{\mathcal{H}_1}; \quad (55)$$

this inequality in turn implies that for $0 < \delta < \delta_c$ the upper y_2 branch remains always physical for being positive.

Similarly by equation (47) for the phase relationship between μ^g and μ^s , the ratio μ^g/μ^s decreases monotonically with increasing D_s^2 in the β subinterval of case (III) and thus increases monotonically with increasing η . We therefore have

$$\delta < \frac{\mu^g}{\mu^s} < \begin{cases} (1 + \delta - \mathcal{CP}_1)/(\mathcal{CP}_1) > 0, & \text{if } \delta > \delta_c \\ -(\mathcal{CP}_1\mathcal{A}_1\delta)/(\mathcal{H}_1\delta + \mathcal{B}_1) > 0, & \text{if } 0 < \delta < \delta_c \end{cases} \quad (56)$$

where the left-hand bound corresponds to $\eta = 1$ and the right-hand bound corresponds either to $\eta = \eta_c$ when condition (55) is satisfied or to $\eta \rightarrow \infty$ when $0 < \delta < \delta_c$. At any rate, the phase relationship between μ^g and μ^s for the upper y_2 branch solution remains always in-phase with μ^g/μ^s greater than δ .

Relevant details of illustrating examples for three cases of $\beta = -0.24, \beta = -1/8$ and $\beta = 1/4$ respectively are shown in three panels (a), (b) and (c) of Fig. 2 and are also summarized in Table 2.

3.1.2 The $m \geq 2$ Aligned Cases

When $m \geq 2$, we have $C_2 > 0, 0 < \mathcal{CP}_m < 1, \mathcal{A}_m > 0, \mathcal{B}_m > 0, \mathcal{H}_m > 0$ in the open β interval $\beta \in (-1/4, 1/2)$. Therefore in this case of $m \geq 2$, y_1 and y_2 remain always upper and lower branches, respectively. By solutions (40) for $\eta = 1$, we have

$$\begin{aligned} y_1 &= Y_1^A = \frac{\mathcal{A}_m}{\mathcal{B}_m} > 0, \\ y_2 &= Y_1^B = \frac{(1 - \mathcal{CP}_m)\mathcal{A}_m}{\mathcal{H}_m} > 0, \end{aligned} \quad (57)$$

while by solutions (41) for $\eta \rightarrow \infty$, we have

$$y_1 = Y_\infty^A = \frac{\mathcal{A}_m[\mathcal{H}_m\delta + (1 - \mathcal{CP}_m)\mathcal{B}_m]}{\mathcal{B}_m\mathcal{H}_m(1 + \delta)} > 0, \quad (58)$$

$$y_2 = Y_\infty^B = -1.$$

As the limiting situations for $\eta = 1$ and $\eta \rightarrow \infty$ well bracket possible ranges of y_1 and y_2 branches (see Appendix B), it is obvious that the upper y_1 branch remains always positive and the value of y_1 increases with increasing δ and decreases with increasing either m or η . Meanwhile, the lower y_2 branch has a specific critical value η_c of η beyond which the y_2 solution becomes unphysical for being negative. This critical value η_c is given by

$$\eta_c = 1 + \frac{(1 - \mathcal{CP}_m)\mathcal{A}_m(1 + \delta)}{\mathcal{H}_m\delta + (1 - \mathcal{CP}_m)\mathcal{B}_m}, \quad (59)$$

where we have \mathcal{H}_m always greater than m for all $m \geq 2$ within $\beta \in (-1/4, 1/2)$. Such a critical η_c always exists for the y_2 branch for all values of δ . In other words, there does not exist a critical value δ_c for δ as in the aligned $m = 1$ case.

This critical value η_c of η decreases with increasing δ , much like the case of two coupled SIDs investigated recently (Lou & Shen 2003). For physical regimes of y_1 and y_2 , they both decrease monotonically with increasing η , while y_1 branch increases monotonically and y_2 branch decreases monotonically with increasing δ .

For the phase relationship between μ^g and μ^s , it is straightforward to show that the ratio μ^g/μ^s decreases monotonically with increasing D_s^2 and thus increases monotonically with increasing η for $m \geq 2$. For the upper y_1 branch, we obtain

$$-1 < \frac{\mu^g}{\mu^s} < -\frac{\mathcal{CP}_m\mathcal{A}_m\delta}{\mathcal{H}_m\delta + \mathcal{B}_m}, \quad (60)$$

where the left-hand bound corresponds to $\eta = 1$ and the right-hand bound corresponds to $\eta \rightarrow \infty$. In the specified range of $\beta \in (-1/4, 1/2)$, the ratio μ^g/μ^s remains always negative for the upper y_1 branch, indicating surface mass density perturbations in two discs are out-of-phase.

For the lower y_2 branch in parallel, we derive

$$\delta < \frac{\mu^g}{\mu^s} < \frac{1 + \delta}{\mathcal{CP}_m} - 1, \quad (61)$$

where the left-hand bound corresponds to $\eta = 1$ and the right-hand bound corresponds to the critical η_c which makes $D_s^2 = y_2 = 0$. Apparently, the lower y_2 branch (if physical) means surface mass density perturbations in the two coupled discs are in-phase.

3.2 Spiral Coplanar Perturbation Configurations

Stationary surface mass density perturbations in both discs scale in the forms of $\propto \mu e^{-im\theta}$ in azimuthal angle θ . For aligned perturbations, we have further taken $\mu \propto r^{-\varepsilon}$ where ε is a positive/negative constant exponent. For example in subsection 3.1, we have chosen $\varepsilon = \alpha = 1 + 2\beta$ for coplanar perturbations carrying the same radial power-law dependence of the background equilibrium disc system. On the other hand, for ε being a complex constant exponent,

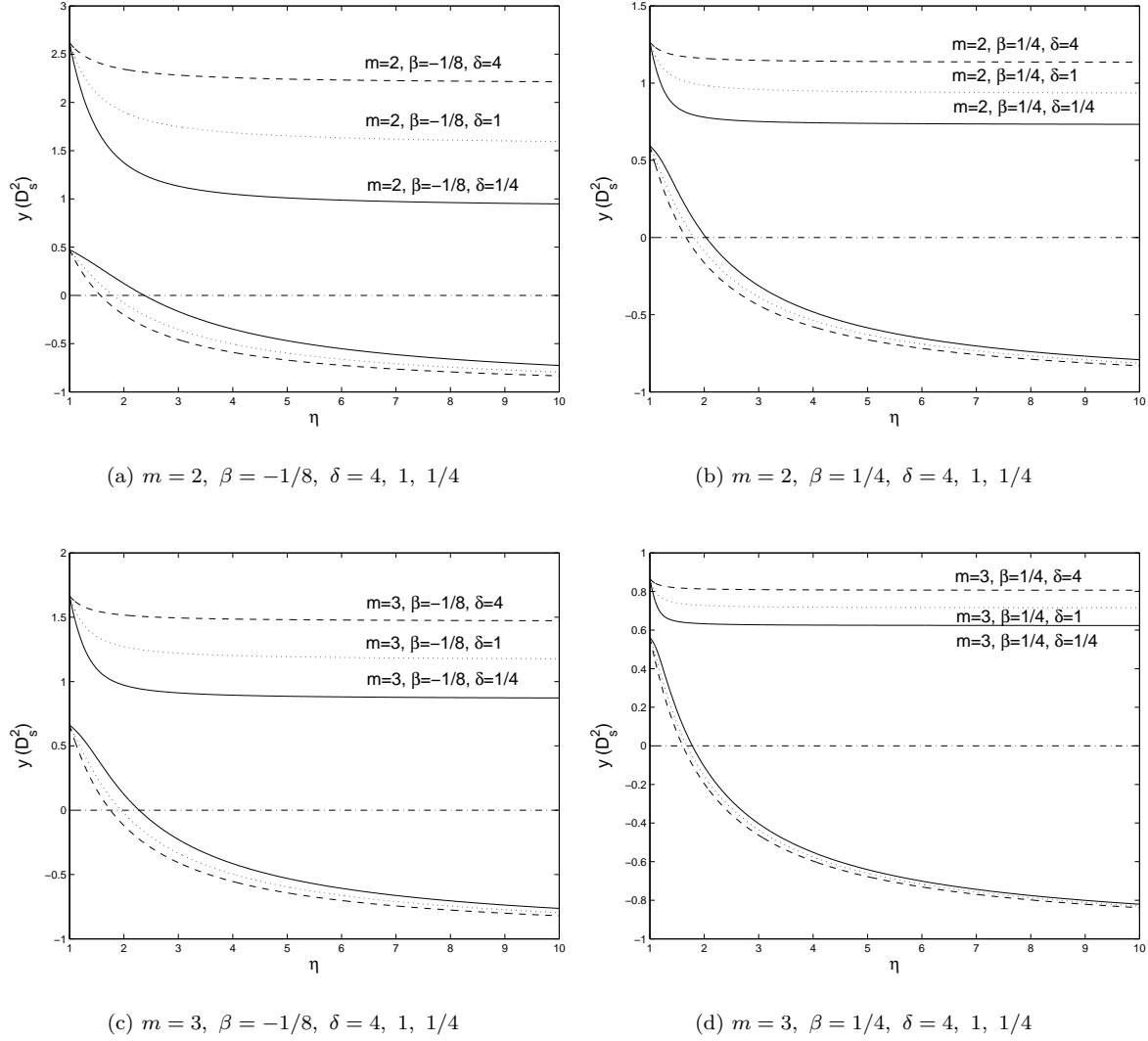


Figure 3. Aligned D_s^2 solution curves y_1 and y_2 as functions of η for different azimuthal periodicities $m = 2, 3$ and surface mass density ratio $\delta = 1/4, 1, 4$ with two fixed values of $\beta = -1/8$ and $\beta = 1/4$. For the same set of parameters in each panel (a), (b), (c), (d), each linetype corresponds to two solutions of D_s^2 for a range of $1 < \eta < 10$.

perturbations would appear in spiral forms, namely, the so-called logarithmic spiral $\mu \propto r^{-\Re(\varepsilon)} \exp[-i\Im(\varepsilon) \ln r]$ where $\Re(\varepsilon)$ and $\Im(\varepsilon)$ are the real and imaginary parts of ε . To ensure the gravitational potential perturbation arising from this perturbed surface mass density as computed by Poisson integral (4) being finite requires $-m + 1 < \Re(\varepsilon) < m + 2$ (Qian 1992). Without loss of generality, we assume a set of logarithmic spiral density perturbations and the resulting gravitational potential perturbation in a mathematically consistent manner** (Kalnajs 1971; Syer & Tremaine; Shu

et al. 2000; Lou 2002; Lou & Fan 2002; Lou & Shen 2003; Lou & Zou 2004; Lou & Wu 2004). Specifically, we write

$$\begin{aligned} \mu^s &= \sigma^s r^{-3/2} \exp(i\xi \ln r), & \mu^g &= \sigma^g r^{-3/2} \exp(i\xi \ln r), \\ V &= -2\pi G r (\mu^s + \mu^g) \mathcal{N}_m(\xi), \end{aligned} \quad (62)$$

where σ^s and σ^g are small constant coefficients,

$$\mathcal{N}_m(\xi) = \frac{\Gamma(m/2 + i\xi/2 + 1/4) \Gamma(m/2 - i\xi/2 + 1/4)}{2\Gamma(m/2 + i\xi/2 + 3/4) \Gamma(m/2 - i\xi/2 + 3/4)} \quad (63)$$

** In parallel with the aligned case of coplanar perturbations, potential-density pair (62) is not the only available potential-density pair that satisfies the Poisson integral (20). For coplanar logarithmic spiral perturbations, a more general class of allowed potential-density pairs that are consistent with the Poisson integral (20) is $\mu^j = \sigma^j r^{-\lambda} \exp(i\xi \ln r)$, $V = -2\pi G r (\mu^s + \mu^g) \mathcal{L}_m(\xi, \lambda)$ where the superscript $j = s$ and g , respectively, the numerical

factor $\mathcal{L}_m(\xi, \lambda) \equiv \Gamma(m/2 - \lambda/2 + i\xi/2 + 1) \Gamma(m/2 + \lambda/2 - i\xi/2 - 1/2) / [2\Gamma(m/2 - \lambda/2 + i\xi/2 + 3/2) \Gamma(m/2 + \lambda/2 - i\xi/2)]$ and the λ range of $-m + 1 < \lambda < m + 2$ is required. Following the same procedure of analysis, we can construct a more broad class of stationary coplanar perturbation solutions for logarithmic spiral configurations in a composite disc system.

is the Kalnajs function (Kalnajs 1971) and ξ is a kind of radial ‘wavenumber’. We refresh a few properties of $\mathcal{N}_m(\xi)$. First, $\mathcal{N}_m(\xi)$ is an even function of ξ so only $\xi \geq 0$ will be considered later. Secondly, $\mathcal{N}_m(\xi)$ decreases monotonically with increasing $\xi > 0$. Thirdly, $0 < \mathcal{N}_m < 1$ for $m \geq 1$ while \mathcal{N}_0 is positive and can be greater than 1 for a sufficiently small ξ .

The choice of such form of perturbations is different from that of Syer & Tremaine (1996), whose spiral perturbations were taken to be $\mu \propto r^{-1-2\beta} \exp(im\xi \ln r)$ for $m > 0$ (analysis before subsection 3.4 in their paper) in our notations. For axisymmetric stability analysis in their subsection 3.4, they adopted the same spiral perturbations in the form of (62) (see also Lemos et al. 1991). We note that our background equilibria as well as the adopted form of logarithmic spiral perturbations are themselves scale-free, separately, whereas combinations of the background equilibrium and perturbations are not scale-free except for the special $\beta = 1/4$ case (see Lynden-Bell & Lemos 1993).

Paralleling with \mathcal{P}_m for the case of aligned perturbations, there are two useful formulae for $\mathcal{N}_m(\xi)$ for logarithmic spiral perturbations. The first one is the recursion relation

$$\mathcal{N}_{m+1}(\xi)\mathcal{N}_m(\xi) = [(m+1/2)^2 + \xi^2]^{-1}, \quad (64)$$

and the second one is the asymptotic expression for $\mathcal{N}_m(\xi)$

$$\mathcal{N}_m(\xi) \approx (m^2 + \xi^2 + 1/4)^{-1/2} \quad (65)$$

for $m^2 + \xi^2 \gg 1$. For $m \geq 2$, this asymptotic expression (65) is accurate enough to compute values of $\mathcal{N}_m(\xi)$.

Using potential-density set of (62) for logarithmic spirals, we rearrange stationary coplanar perturbation equations (27) and (28) into the following forms with $m > 0$.

$$\begin{aligned} \mu^s &= \left(\frac{m^2 + 2\beta}{r} - 2\frac{d}{dr} - r\frac{d^2}{dr^2} \right) (H_1 r \mu^s + G_1 r \mu^g), \\ \mu^g &= \left(\frac{m^2 + 2\beta}{r} - 2\frac{d}{dr} - r\frac{d^2}{dr^2} \right) (H_2 r \mu^g + G_2 r \mu^s), \end{aligned} \quad (66)$$

where the four relevant coefficients H_1 , H_2 , G_1 and G_2 are defined here explicitly by

$$\begin{aligned} H_1 &\equiv \frac{1}{D_s^2(1+2\beta)(m^2-2+2\beta)} \\ &\quad \times \left[1 - \frac{(1+2\beta)(1+D_s^2)}{2\beta\mathcal{P}_0} \frac{\mathcal{N}_m}{(1+\delta)} \right], \\ H_2 &\equiv \frac{1}{D_g^2(1+2\beta)(m^2-2+2\beta)} \\ &\quad \times \left[1 - \frac{(1+2\beta)(1+D_g^2)}{2\beta\mathcal{P}_0} \frac{\mathcal{N}_m\delta}{(1+\delta)} \right], \\ G_1 &\equiv -\frac{(1+D_s^2)}{D_s^2(2\beta\mathcal{P}_0)(m^2-2+2\beta)} \frac{\mathcal{N}_m}{(1+\delta)}, \\ G_2 &\equiv -\frac{(1+D_g^2)}{D_g^2(2\beta\mathcal{P}_0)(m^2-2+2\beta)} \frac{\mathcal{N}_m\delta}{(1+\delta)}. \end{aligned} \quad (67)$$

Rewriting equations (66) with expressions (62) for μ^s and

μ^g , we immediately obtain

$$\begin{aligned} [1 - H_1(m^2 + \xi^2 + 1/4 + 2\beta)]\mu^s \\ = G_1(m^2 + \xi^2 + 1/4 + 2\beta)\mu^g, \\ [1 - H_2(m^2 + \xi^2 + 1/4 + 2\beta)]\mu^g \\ = G_2(m^2 + \xi^2 + 1/4 + 2\beta)\mu^s. \end{aligned} \quad (68)$$

As for the aligned case in subsection 3.1, we define some useful notations for parameter combinations that will simplify our following derivations, namely

$$\begin{aligned} \mathcal{A}_m(\beta, \xi) &\equiv m^2 + \xi^2 + 1/4 + 2\beta, \\ \mathcal{B}_m(\beta) &\equiv (1+2\beta)(m^2 - 2 + 2\beta), \\ \mathcal{C}(\beta) &\equiv (1+2\beta)/(2\beta\mathcal{P}_0), \\ \mathcal{H}_m(\beta, \xi) &\equiv \mathcal{C}\mathcal{N}_m\mathcal{A}_m + \mathcal{B}_m. \end{aligned} \quad (69)$$

With convenient notations (69), equation (68) leads to the following stationary dispersion relation

$$(1 - H_1\mathcal{A}_m)(1 - H_2\mathcal{A}_m) = G_1G_2\mathcal{A}_m^2 \quad (70)$$

for coplanar logarithmic spiral perturbations in a composite disc system.

Substituting expressions (67) of H_1 , H_2 , G_1 and G_2 into stationary dispersion relation (70) and using the background condition $D_g^2 = \eta(D_s^2 + 1) - 1$, we obtain one quadratic equation in terms of $y \equiv D_s^2$, namely

$$C_2 y^2 + C_1 y + C_0 = 0, \quad (71)$$

where coefficients C_2 , C_1 and C_0 are functions of parameters m , β , δ , η and ξ , and are defined by

$$\begin{aligned} C_2 &= \mathcal{B}_m \mathcal{H}_m \eta, \\ C_1 &= \left[(\mathcal{B}_m - \mathcal{A}_m) \mathcal{H}_m + \frac{(\mathcal{A}_m + \mathcal{B}_m)(\mathcal{H}_m - \mathcal{B}_m)}{(1+\delta)} \right] \eta \\ &\quad - \frac{(\mathcal{A}_m + \mathcal{B}_m)(\mathcal{H}_m + \mathcal{B}_m\delta)}{(1+\delta)}, \\ C_0 &= \left[-\mathcal{A}_m \mathcal{H}_m + \frac{(\mathcal{A}_m + \mathcal{B}_m)(\mathcal{H}_m - \mathcal{B}_m)}{(1+\delta)} \right] \eta \\ &\quad + (\mathcal{A}_m + \mathcal{B}_m)^2 - \frac{(\mathcal{A}_m + \mathcal{B}_m)(\mathcal{H}_m + \mathcal{B}_m\delta)}{(1+\delta)}. \end{aligned} \quad (72)$$

Given specific values for m , β , δ and η , we readily solve quadratic equation (71) analytically for each ‘radial wavenumber’ ξ for stationary logarithmic spirals. Again for a non-negative determinant as proven in Appendix A, there are two real D_s^2 solutions to equation (71), namely

$$y_{1,2} = \frac{-C_1 \pm (C_1^2 - 4C_2C_0)^{1/2}}{2C_2}.$$

In addition to the well-studied isothermal $\beta = 0$ case (Lou & Shen 2003; Lou & Zou 2004), we follow a similar procedure of analyzing the aligned case to construct logarithmic spiral configurations for the composite disc system in the range of $\beta \in (-1/4, 1/2)$. For astrophysical relevance, we specifically choose $\beta = -1/8$ and $\beta = 1/4$ as illustrating examples. Values of δ are chosen as $1/4$, 1 and 4 with $\eta > 1$. For $\eta = 1$, coefficients C_2 , C_1 and C_0 as defined by expressions (72) are again independent of δ .

We now derive $y = D_s^2$ solutions below for the cases of $\eta = 1$ and $\eta \rightarrow \infty$ separately for the same rationale as explained in the analysis of the aligned case. In terms of

coefficients (69), the two explicit D_s^2 solutions to stationary dispersion relation (71) when $\eta = 1$ are

$$Y_1^A = \frac{\mathcal{A}_m}{\mathcal{B}_m} \quad \text{and} \quad Y_1^B = \frac{(1 - \mathcal{C}\mathcal{N}_m)\mathcal{A}_m}{\mathcal{H}_m}. \quad (73)$$

Since the ratio of sound speeds in the two discs are the same for $\eta = 1$, the composite system of two coupled discs may be treated as one single disc to a certain extent. In fact, the second expression Y_1^B in equation (73) is simply the result for the case of a single disc, while the first expression Y_1^A in equation (73) is additional due to the gravitational coupling between the two discs. Under some circumstances (e.g., $m = 0$ and 1) when Y_1^A remains always negative, we may practically regard the two-disc system as being identical with the case of a single disc for $\eta = 1$.

The two explicit D_s^2 solutions to stationary dispersion relation (71) in the limit of $\eta \rightarrow \infty$ are

$$Y_\infty^A = \frac{\mathcal{A}_m[\mathcal{H}_m\delta + (1 - \mathcal{C}\mathcal{N}_m)\mathcal{B}_m]}{\mathcal{B}_m\mathcal{H}_m(1 + \delta)} \quad \text{and} \quad Y_\infty^B = -1. \quad (74)$$

Meanwhile, the phase relationship for surface mass density perturbations reads from (68) as

$$\frac{\mu^g}{\mu^s} = \frac{1 - H_1\mathcal{A}_m}{G_1\mathcal{A}_m} = -1 - \frac{(D_s^2\mathcal{B}_m - \mathcal{A}_m)(1 + \delta)}{\mathcal{N}_m\mathcal{A}_m(1 + D_s^2)}. \quad (75)$$

As expected, all the expressions for the logarithmic spiral case can be obtained from those for the aligned case by simply replacing \mathcal{P}_m with \mathcal{N}_m resulting from different potential-density pairs. This comes naturally from the perspective that both aligned and spiral configurations are coplanar density waves propagating relative to the discs in either purely azimuthal directions or both radial and azimuthal directions (Lou 2002; Lou & Shen 2003).

3.2.1 Marginal Stability of Axisymmetric Disturbances

It is reminded that for the aligned case, axisymmetric $m = 0$ perturbations merely represent a rescaling of the background equilibrium state of axisymmetry. For the $m = 0$ case with radial oscillations, we should not start from equations (27) and (28), but instead^{††} should use equation (26) by first setting $m = 0$ with $\omega \neq 0$ and then take the limit of $\omega \rightarrow 0$. It is then straightforward to obtain

$$\begin{aligned} [1 - H_1(\xi^2 + 1/4)]\mu^s &= G_1(\xi^2 + 1/4)\mu^g, \\ [1 - H_2(\xi^2 + 1/4)]\mu^g &= G_2(\xi^2 + 1/4)\mu^s, \end{aligned} \quad (76)$$

where coefficients H_1 , H_2 , G_1 and G_2 are evaluated by simply setting $m = 0$ in definitions (67). It is clear that equation (76) for the $m = 0$ case with radial oscillations differs from equation (68) for non-axisymmetric spiral cases.^{‡‡} In definitions (69), we only need to replace \mathcal{A}_0 by $\mathcal{A}'_0 = \xi^2 + 1/4$

^{††} It turns out that the outcome of Shu et al. (2000) with $\beta = 0$ was all right in this regard because the two different limiting procedures happen to give the same dispersion relation. Lou (2002) made a mistake in this regard because magnetic field breaks the degeneracy for the two different limiting procedures (see subsection 3.2 and corrections in Appendix B of Lou & Zou 2004).

^{‡‡} For the isothermal $\beta = 0$ case, the two limiting procedures lead to the same result similar to the SID case of Shu et al. (2000).

and redefine $\mathcal{H}_0 = \mathcal{C}\mathcal{N}_0\mathcal{A}'_0 + \mathcal{B}_0$, and then use the explicit solutions derived for $m > 0$ spiral cases in Section 3.2 by setting $m = 0$. The marginal stability curves thus obtained are displayed in Fig. 4–9. We show the complete $y \equiv D_s^2$ solution structure versus ξ while only the portions above $y = 0$ are physically sensible.

To analyze the solution properties as parameters β , δ , η and ‘radial wavenumber’ ξ vary for the axisymmetric $m = 0$ case, we use asymptotic expression (65) for $\mathcal{N}_4(\xi)$ and then use recursion relation (64) to derive an approximate analytical expression to compute the value of $\mathcal{N}_0(\xi)$, namely

$$\begin{aligned} \mathcal{N}_0(\xi) &= \frac{1}{2} \frac{\Gamma(1/4 + i\xi/2)\Gamma(1/4 - i\xi/2)}{\Gamma(3/4 + i\xi/2)\Gamma(3/4 - i\xi/2)} \\ &\approx \frac{(9/4 + \xi^2)(49/4 + \xi^2)}{(1/4 + \xi^2)(25/4 + \xi^2)(65/4 + \xi^2)^{1/2}} \end{aligned} \quad (77)$$

with relative errors less than 0.5%.

In the β interval of $\beta \in (-1/4, 1/2)$, the quadratic coefficient C_2 of stationary dispersion relation (71) vanishes when

$$\mathcal{H}_0 = \mathcal{C}\mathcal{N}_0\mathcal{A}'_0 + \mathcal{B}_0 = 0, \quad (78)$$

which for a specified β determines the value of $\xi = \xi_c$ at which the value of D_s^2 will approach infinity. It is found that in the open interval of $\beta \in (-1/4, 1/2)$, there exists only one such ξ_c where \mathcal{H}_0 vanishes as can be numerically computed^{§§}. Moreover for $0 < \xi < \xi_c$, we have $\mathcal{H}_0 < 0$ so that $C_2 > 0$, while for $\xi > \xi_c$, we have $\mathcal{H}_0 > 0$ so that $C_2 < 0$. This means that for wavenumber $\xi < \xi_c$, the upper branch is always y_1 , while for wavenumber $\xi > \xi_c$, the upper branch is always y_2 .

First, we closely examine the $\beta = -1/8$ case. This critical ξ_c is numerically determined from equation (78) as $\xi_c = 1.217$. We choose $\eta = 1$ as a limiting case^{¶¶} and the two explicit D_s^2 solutions from equation (73) are

$$\begin{aligned} Y_1^A &= \frac{\mathcal{A}'_0}{\mathcal{B}_0} = -\frac{16}{27}\xi^2 - \frac{4}{27}, \\ Y_1^B &= \frac{(1 - \mathcal{C}\mathcal{N}_0)\mathcal{A}'_0}{\mathcal{H}_0} = \frac{(1 - \mathcal{C}\mathcal{N}_0)(\xi^2 + 1/4)}{\mathcal{C}\mathcal{N}_0(\xi^2 + 1/4) - 27/16}. \end{aligned} \quad (79)$$

We stress here that Y_1^A and Y_1^B do not correspond to y_1 and y_2 solutions, respectively, in a simple manner, because signs of coefficients vary with ξ . For instance in Fig. 4, we display y_1 in solid line and y_2 in dashed line. Across ξ_c , solution structures changes abruptly. For physically reasonable

One can see this by directly comparing equations (76) and (68), which are identical for $m = 0$ if $\beta = 0$.

^{§§} \mathcal{H}_0 increases monotonically with increasing ξ and attains its minimum value at $\xi = 0$ with $\mathcal{H}_{0,min} < 0$ for all $\beta \in (-1/4, 1/2)$, implying only one such ξ_c where $\mathcal{H}_0 = 0$. See Appendix C for details. Only for one exceptional case of $\beta \sim -0.130$, this ξ_c happens not to be a divergent point for D_s^2 . See Appendix D for details.

^{¶¶} For $\eta = 1$, we find the two-disc case is effectively identical with the single-disc case as one solution branch (i.e., $Y_1^A = \mathcal{A}'_0/\mathcal{B}_0$) remains always negative and is therefore unphysical. The other solution branch [i.e., $Y_1^B = (1 - \mathcal{C}\mathcal{N}_0)\mathcal{A}'_0/\mathcal{H}_0$] is simply the same solution of the single-disc case (Syer & Tremaine 1996).

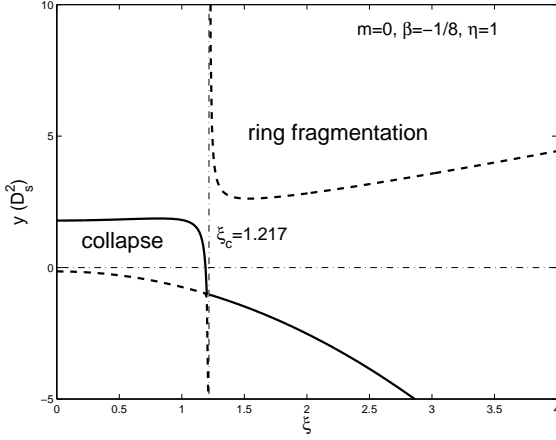


Figure 4. Two branches of solutions to equation (71) for $m = 0$, $\beta = -1/8$ and $\eta = 1$. The divergent point is $\xi_c = 1.217$. In this case of $\eta = 1$, the value of δ can be arbitrary. The y_1 branch is plotted in heavy solid line segments and the y_2 branch is plotted in heavy dashed line segments.

marginal stability curves, we only need the portions above $y = 0$. The two unstable regimes shown in Fig. 4 are the ring fragmentation regime where a composite disc system rotates too fast to be stable and the collapse regime where a composite disc system rotates too slowly to be stable against large-scale Jeans collapse (Lemos et al. 1991; Syer & Tremaine 1996; Shu et al. 2000; Lou 2002; Lou & Fan 2002; Lou & Shen 2003; Lou & Zou 2004). These marginal stability curves can also be derived from the time-dependent WKB analysis by imposing the scale-free disc conditions (Shen & Lou 2003), with the more straightforward D_s -criterion equivalent to the effective Q parameters presented by Elmegreen (1995) and Jog (1996). By varying the sound speed ratio η and disc density ratio δ , we obtain similar marginal stability curves in Fig. 5. The trends are qualitatively the same as the isothermal $\beta = 0$ case (Lou & Shen 2003; Shen & Lou 2003). In other words, a composite disc system is less stable as compared with a single disc system for overall axisymmetric instabilities but becomes more difficult for large-scale collapses (Lou & Shen 2003; Shen & Lou 2003).

Next, we consider the case of $\beta = 1/4$. The divergent point now becomes $\xi_c = 3.159$. For qualitative results, we again start from the special case of $\eta = 1$ with the two D_s^2 solutions of stationary dispersion relation (71) explicitly given by

$$\begin{aligned} Y_1^A &= \frac{\mathcal{A}'_0}{\mathcal{B}_0} = -4\xi^2/9 - 1/9, \\ Y_1^B &= \frac{(1 - \mathcal{CN}_0)\mathcal{A}'_0}{\mathcal{H}_0} = \frac{(1 - \mathcal{CN}_0)(\xi^2 + 1/4)}{\mathcal{CN}_0(\xi^2 + 1/4) - 9/4}. \end{aligned} \quad (80)$$

The corresponding marginal stability curves are displayed in Fig. 6. We further explored variations of the marginal stability curves for different sets of parameters in Fig. 7.

There exists a critical β_c above which the collapse regime disappears even for the $\eta = 1$ (single disc) case when the collapse region is largest. This critical $\beta_c = 0.436$ is determined by the condition of zero collapsed regime for the

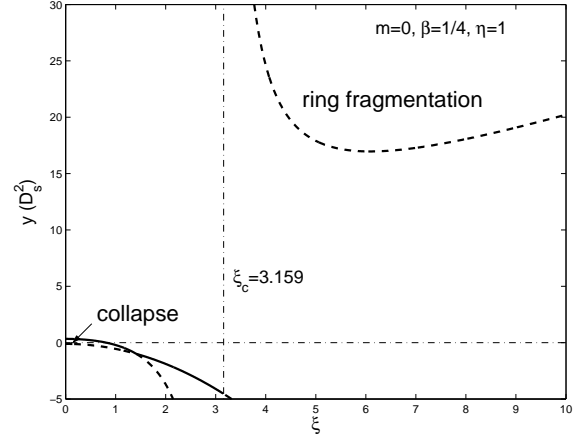


Figure 6. Two branches of D_s^2 solutions to stationary dispersion relation (71) with radial oscillations for $m = 0$, $\beta = 1/4$ and $\eta = 1$. The divergent point is at $\xi_c = 3.159$. In this case of $\eta = 1$, δ can be arbitrary.

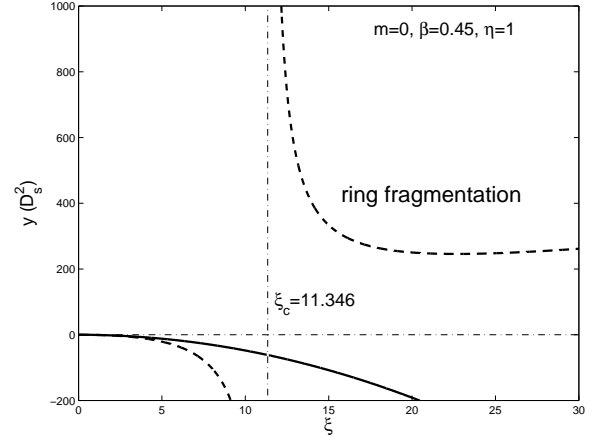


Figure 8. Two D_s^2 solution branches to stationary dispersion relation (71) with radial oscillations for $m = 0$, $\beta = 0.45$ and $\eta = 1$. The divergent point is at $\xi_c = 11.346$. In this case of $\eta = 1$, the value of δ can be arbitrary.

maximum of the lower-left branch, namely

$$Y_1^B = \frac{(1 - \mathcal{CN}_0)\mathcal{A}'_0}{\mathcal{H}_0} \Big|_{\xi=0} = 0. \quad (81)$$

In order to see this clearly, we take $\beta = 0.45$ and obtain marginal stability curves for $\eta = 1$ as shown in Fig. 8 where no collapse regime appears. This result is consistent with that of Syer & Tremaine (1996) as can be seen from their fig. 2 for the marginal axisymmetric stable curve in terms of their $w = 1/[(1 + 2\beta)D_s^2]$ as noted earlier near the end of subsection 2.2 for notational correspondences.

With the analysis technique developed by Shen & Lou (2003), we can perform time-dependent WKB analysis for a composite system of two coupled scale-free discs described in Section 2. For the above three cases with $\beta = -1/8$, $1/4$ and 0.45 , we display contours of frequency ω^2 in terms of the effective radial wavenumber $\xi \equiv K \equiv |k|r$ and the rotation parameter D_s^2 in the same figure of exact stationary

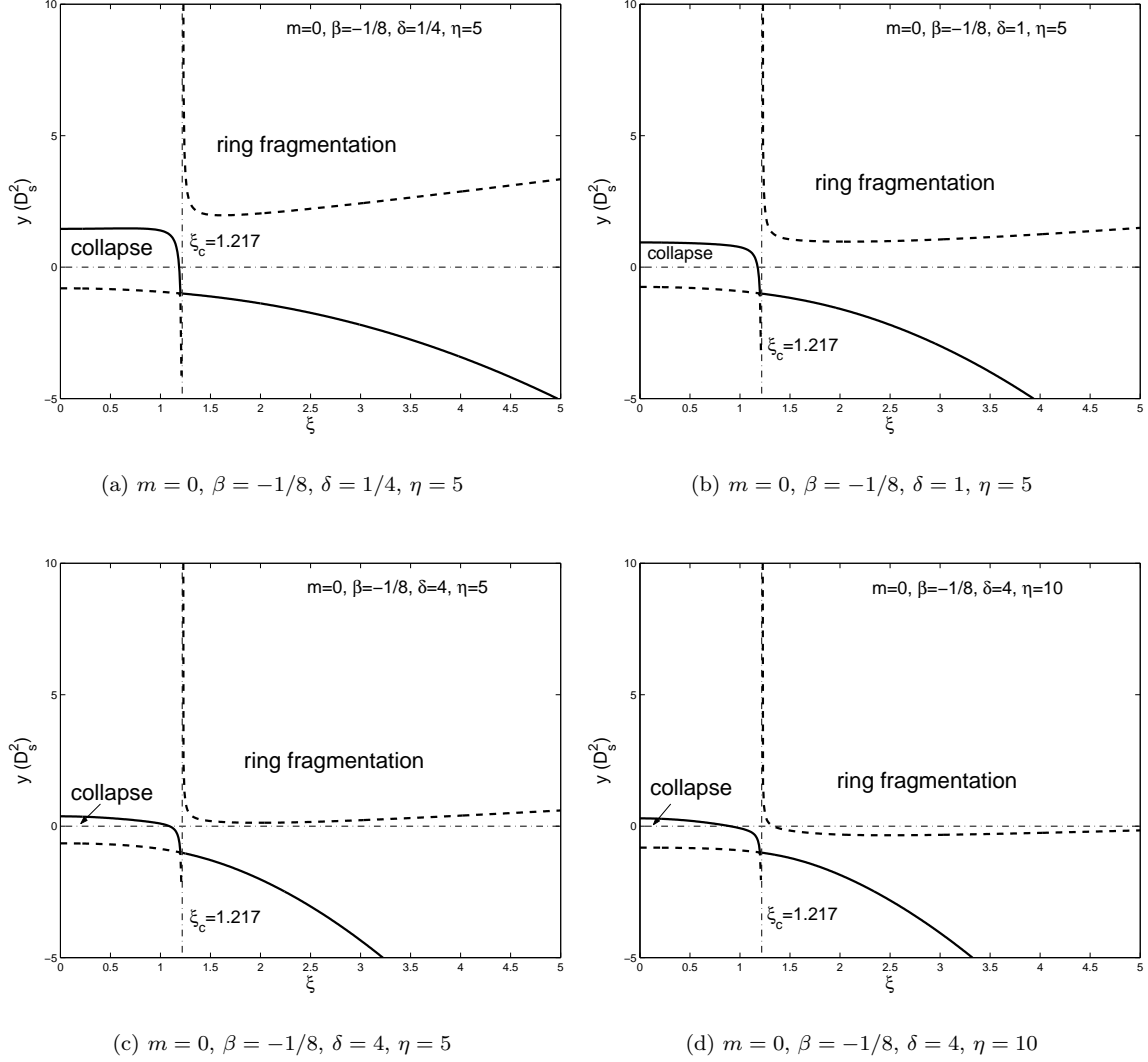


Figure 5. Two D_s^2 solution branches of stationary dispersion relation (71) with radial oscillations for $m = 0, \beta = -1/8, \eta = 5, 10$ and $\delta = 1/4, 1, 4$. In each panel (a), (b), (c), (d), the segments above $y = 0$ constitute the marginal stability curves as indicated.

perturbation configurations in Fig. 9 for the $\eta = 1$ case corresponding to the single disc case. The zero-frequency lines (i.e., marginal stability curves) for both precise and WKB approximation accord well with each other for large radial wavenumber when the WKB approximation is valid; for small radial wavenumber, the WKB approximation breaks down and the two regimes differ significantly as expected.

In this context, we note the axisymmetric stability analysis by Lemos et al. (1991) in a single-disc system. Lemos et al. (1991) derived the same axisymmetric background equilibrium state for a single disc. For perturbations, they imposed adiabatic approximation with the adiabatic index γ greater than 1 and independent of the barotropic index n used for the equilibrium state, which is different from Syer & Tremaine (1996) and our present analysis.

In the global analysis on axisymmetric $m = 0$ instabilities with radial oscillations, stationary $\omega = 0$ wave patterns mark the onset of instabilities (Lemos et al. 1991; Syer &

Tremaine 1996; Lou 2002; Lou & Fan 2002; Shu et al. 2000; Lou & Shen 2003; Shen & Lou 2003; Lou & Zou 2004) in a composite disc system. Apparently, there are two unstable regimes, namely, the long wavelength collapse regime and the short wavelength ring fragmentation regime. Therefore, the stability criterion for D_s^2 falls in a range whose width increases with increasing β . Both regimes of the collapse instability and the ring fragmentation instability are reduced for larger values of β . As already noted, for $\beta > 0.436$, the collapse regime disappears completely. For sufficiently small values of $\beta < -0.130$, the stable range of D_s^2 does not exist (see Appendix D for details). As remarked earlier, a composite system of two coupled discs is less stable than a single disc system. The introduction of an additional gaseous disc with larger δ and η will reduce the overall stable range of D_s^2 , while tending to suppress the regime of collapse for large-scale instabilities (Lou & Shen 2003; Lou & Zou 2004).

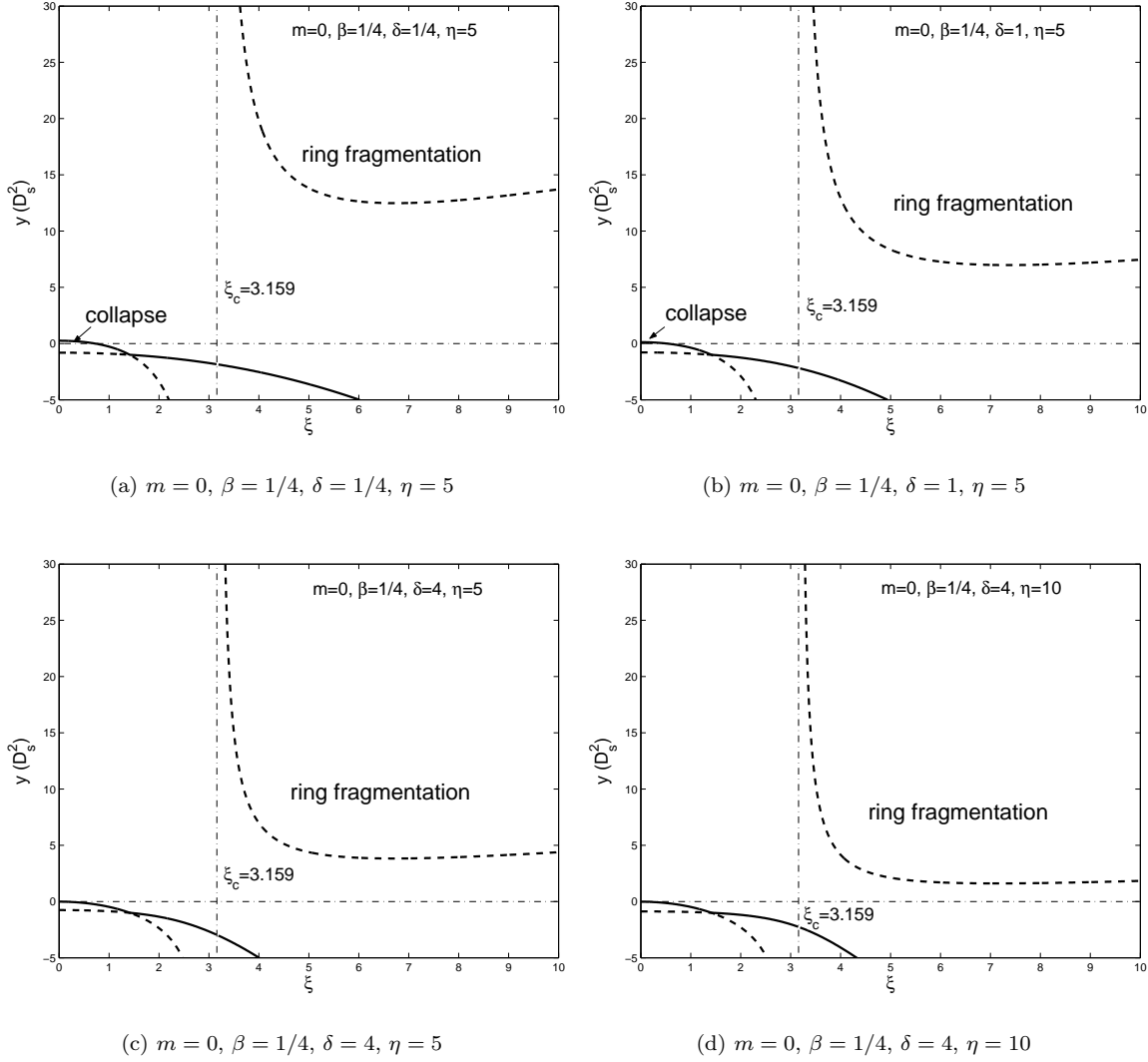


Figure 7. Two D_s^2 solution branches of stationary dispersion relation (71) with radial oscillations for $m = 0$, $\beta = 1/4$, $\eta = 5, 10$ and $\delta = 1/4, 1, 4$. In each panel (a), (b), (c), (d), the curve segments above $y = 0$ constitute the marginal stability curves as indicated.

3.2.2 The Logarithmic Spiral $m = 1$ Case

The logarithmic spiral $m = 1$ case behaves qualitatively different from the aligned $m = 1$ case. The reason is simply that the additional radial wavenumber parameter ξ will also alter values of coefficients in equation (71).

In this case, we again use asymptotic expression (65) to estimate $\mathcal{N}_4(\xi)$ and then use recursion relation (64) to derive an approximate analytical expression for $\mathcal{N}_1(\xi)$, namely

$$\begin{aligned} \mathcal{N}_1 &= \frac{1}{2} \frac{\Gamma(3/4 + i\xi/2)\Gamma(3/4 - i\xi/2)}{\Gamma(5/4 + i\xi/2)\Gamma(5/4 - i\xi/2)} \\ &\approx \frac{(25/4 + \xi^2)(65/4 + \xi^2)^{1/2}}{(9/4 + \xi^2)(49/4 + \xi^2)} \end{aligned} \quad (82)$$

with relative error less than 0.5%. With $\mathcal{A}_1 = \xi^2 + 5/4 + 2\beta$ and $\mathcal{B}_1 = 4\beta^2 - 1$ according to definitions (69), we immediately obtain

$$\mathcal{H}_1 = \mathcal{C}\mathcal{N}_1(\xi^2 + 5/4 + 2\beta) + 4\beta^2 - 1, \quad (83)$$

which increases monotonically with increasing ξ for fixed β values and attains its minimum value^{|||} at $\xi = 0$ as

$$\mathcal{H}_{1,\min} = \mathcal{H}_1|_{\xi=0} > 0 \quad \text{for } \beta \in (-1/4, 1/2). \quad (84)$$

This condition (84) means that no such ξ exists to give $\mathcal{H}_1 = 0$. Together with other relevant inequalities that $\mathcal{A}_1 > 0$, $\mathcal{B}_1 < 0$, $\mathcal{A}_1 + \mathcal{B}_1 > 0$, $0 < \mathcal{C}\mathcal{N}_1 < 1$, $\mathcal{H}_1 > 0$ and $\mathcal{C}_2 < 0$ hold for all $\xi > 0$ within the open interval of $\beta \in (-1/4, 1/2)$, we know for sure that y_2 and y_1 are the upper and lower branch D_s^2 solutions, respectively. For $\eta = 1$, we therefore

^{|||} For $\beta \in (-1/4, 1/2)$, the first order derivative of \mathcal{H}_1 with respect to ξ is 0 at $\xi = 0$ and positive for all $\xi > 0$, while the second order derivative of \mathcal{H}_1 with respect to ξ is always positive at $\xi = 0$. Hence $\xi = 0$ is a minimum for \mathcal{H}_1 . While we have obtained this result using the exact expression of \mathcal{N}_1 , the approximate expression (82) also works. See Appendix C for more details.

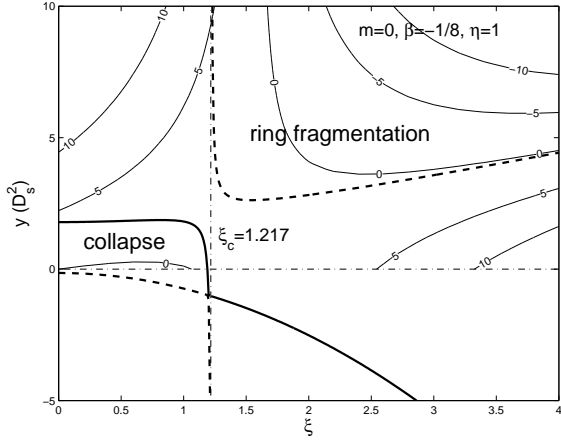
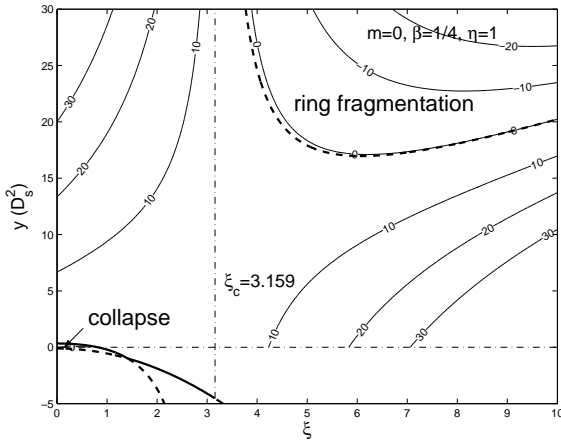
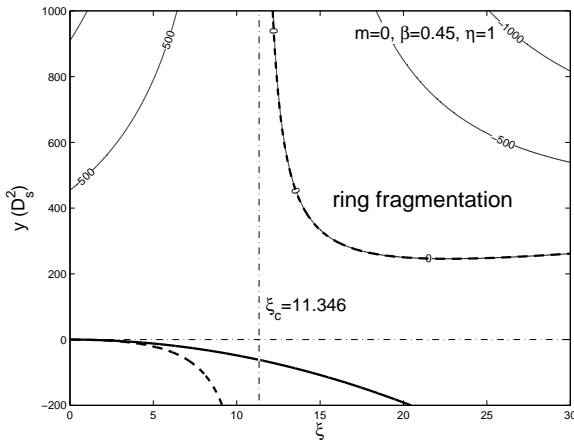

 (a) $m = 0, \beta = -1/8, \eta = 1$

 (b) $m = 0, \beta = 1/4, \eta = 1$

 (c) $m = 0, \beta = 0.45, \eta = 1$

Figure 9. A comparison of stability boundary for exact global stationary perturbation configurations obtained here for $m = 0$ with radial oscillations and of the zero-frequency boundary in the WKBJ analysis (Shen & Lou 2003) for three cases: $\beta = -1/8, 1/4$ and 0.45 with $\eta = 1$.

determine

$$\begin{aligned} y_1 &= Y_1^A|_{m=1} = \frac{\mathcal{A}_1}{\mathcal{B}_1} < 0, \\ y_2 &= Y_1^B|_{m=1} = \frac{(1 - \mathcal{CN}_1)\mathcal{A}_1}{\mathcal{H}_1} > 0, \end{aligned} \quad (85)$$

while in the limit of $\eta \rightarrow \infty$, we obtain

$$\begin{aligned} y_1 &= Y_\infty^A|_{m=1} = -1 + \frac{(\mathcal{A}_1 + \mathcal{B}_1)(\mathcal{H}_1\delta + \mathcal{B}_1)}{\mathcal{B}_1\mathcal{H}_1(1 + \delta)} < -1, \\ y_2 &= Y_\infty^B|_{m=1} = -1 \end{aligned} \quad (86)$$

if inequality $\delta > -\mathcal{B}_1/\mathcal{H}_1$ holds, or else

$$\begin{aligned} y_1 &= Y_\infty^B|_{m=1} = -1, \\ y_2 &= Y_\infty^A|_{m=1} = -1 + \frac{(\mathcal{A}_1 + \mathcal{B}_1)(\mathcal{H}_1\delta + \mathcal{B}_1)}{\mathcal{B}_1\mathcal{H}_1(1 + \delta)} > -1 \end{aligned}$$

if inequalities $0 < \delta < -\mathcal{B}_1/\mathcal{H}_1$ hold otherwise.

It then follows that the lower y_1 branch remains always negative while the upper y_2 branch becomes positive if

$$1 < \eta < \eta_c \equiv 1 + \frac{(1 - \mathcal{CN}_1)\mathcal{A}_1(1 + \delta)}{[\mathcal{H}_1\delta + (1 - \mathcal{CN}_1)\mathcal{B}_1]}, \quad (87)$$

which further requires the following inequality

$$\delta > \delta_c \equiv \frac{(\mathcal{CN}_1 - 1)\mathcal{B}_1}{\mathcal{H}_1} \quad (88)$$

to be valid.

This case is nearly identical with the case (III) in the aligned $m = 1$ case presented in subsection 3.1.1, except for the replacement of \mathcal{P}_1 by \mathcal{N}_1 and different definitions for $\mathcal{A}_1, \mathcal{H}_1$. The surface mass density perturbations in the two coupled discs are always in-phase for such configurations. As examples of illustration, we plot several cases with $\beta = -1/8$ and $1/4, \delta = 1/4, 1$ and 4 and $\eta = 1$ and 5 in Fig. 10 in terms of $y \equiv D_s^2$ versus ξ . Because the lower y_1 branch remains negative, we only show the upper y_2 branch in Fig. 10.

3.2.3 Logarithmic Spiral Configurations with $m \geq 2$

It turns out to be much simpler for $m \geq 2$ cases because when $m \geq 2$, we always have inequalities $\mathcal{A}_m > 0, \mathcal{B}_m > 0, 0 < \mathcal{CN}_m < 1, \mathcal{H}_m > 0$ and hence $C_2 > 0$ valid for all ranges of parameters under consideration. This greatly simplifies the analysis, as y_1 and y_2 remain to be upper and lower branches, respectively. Meanwhile, we have $Y_1^A > Y_1^B > 0$ and $Y_\infty^A > 0 > Y_\infty^B = -1$.

For $\eta = 1$, we determine

$$\begin{aligned} y_1 &= Y_1^A = \frac{\mathcal{A}_m}{\mathcal{B}_m} > 0, \\ y_2 &= Y_1^B = \frac{(1 - \mathcal{CN}_m)\mathcal{A}_m}{\mathcal{H}_m} > 0; \end{aligned} \quad (89)$$

while for $\eta \rightarrow \infty$, we have

$$\begin{aligned} y_1 &= Y_\infty^A = \frac{\mathcal{A}_m[\mathcal{H}_m\delta + (1 - \mathcal{CN}_m)\mathcal{B}_m]}{\mathcal{B}_m\mathcal{H}_m(1 + \delta)} > 0, \\ y_2 &= Y_\infty^B = -1. \end{aligned} \quad (90)$$

Therefore, the upper y_1 branch remains always positive, while the lower y_2 branch first remains positive for small η and then becomes negative for η greater than a critical η_c

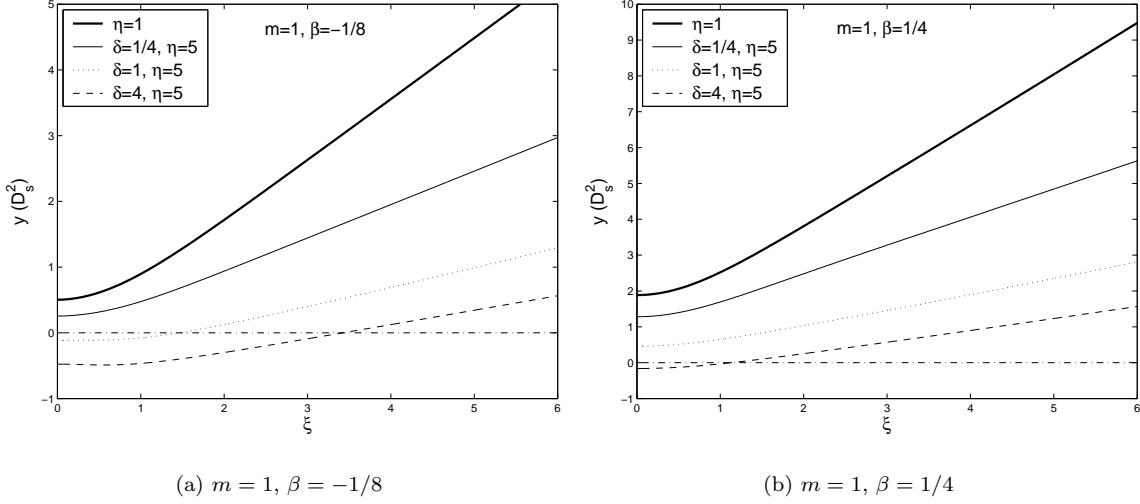


Figure 10. Five solution curves of D_s^2 from stationary dispersion relation (71) as functions of ξ for $m = 1$, $\beta = -1/8, 1/4$, $\delta = 1/4, 1, 4$ and $\eta = 1, 5$. Only the upper y_2 branches are shown here. For $\eta = 1$, solutions D_s^2 are independent of δ .

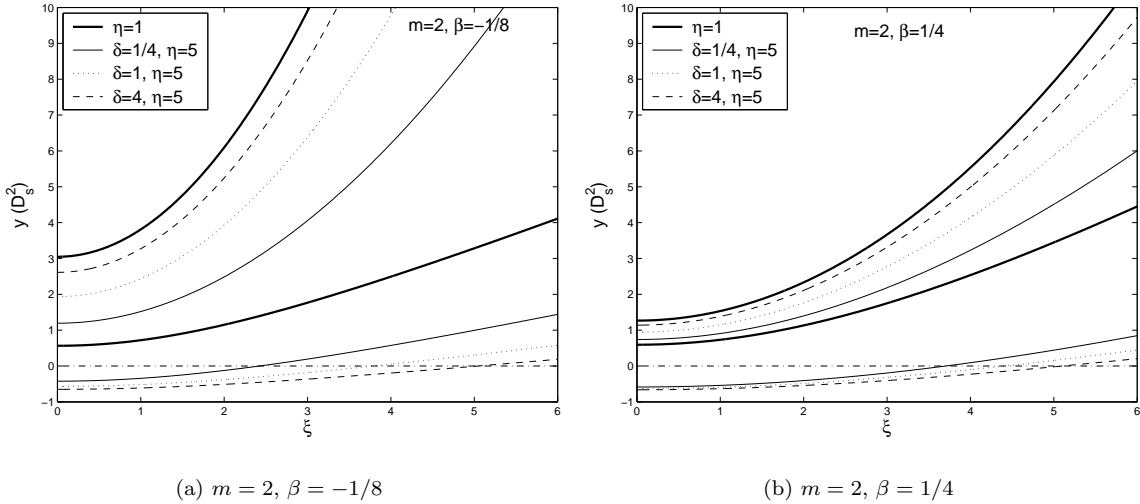


Figure 11. Two D_s^2 solution branches (given by the same linetype) of stationary dispersion relation (71) for logarithmic spirals with $m = 2$, $\beta = -1/8, 1/4$, $\delta = 1/4, 1, 4$ and $\eta = 1, 5$. For $\eta = 1$, these solutions are independent of δ . The lower branches are the counterparts of the single-disc case. Note the variation in ordering of two solution branches as η changes.

given explicitly by

$$\eta_c \equiv 1 + \frac{(1 - \mathcal{CN}_m)\mathcal{A}_m(1 + \delta)}{[\mathcal{H}_m\delta + (1 - \mathcal{CN}_m)\mathcal{B}_m]}. \quad (91)$$

This critical η_c always exists for any given δ because η_c remains always greater than 1 as dictated by equation (91).

Entirely similar to the aligned $m \geq 2$ cases, the phase relationship between surface mass densities μ^g and μ^s for the upper y_1 branch of D_s^2 solution is

$$-1 < \frac{\mu^g}{\mu^s} < -\frac{\mathcal{CN}_m\mathcal{A}_m\delta}{(\mathcal{H}_m\delta + \mathcal{B}_m)}, \quad (92)$$

where the left-hand side corresponds to $\eta = 1$ and the right-hand side corresponds to $\eta \rightarrow \infty$. This branch always has

out-of-phase relationship between surface mass densities μ^g and μ^s in the range of $\beta \in (-1/4, 1/2)$.

Meanwhile for the lower y_2 branch, the phase relationship between surface mass densities μ^g and μ^s is determined by

$$\delta < \frac{\mu^g}{\mu^s} < \frac{(1 + \delta)}{\mathcal{CN}_m} - 1, \quad (93)$$

where the left-hand side corresponds to $\eta = 1$ and the right-hand side corresponds to $\eta = \eta_c$ where $D_s^2 = y_2 = 0$. This branch always has in-phase relationship between surface mass densities μ^g and μ^s in the prescribed β and η ranges.

For purpose of illustration, we present in Fig. 11 a few

solution examples in terms of $y \equiv D_s^2$ as functions of ‘radial wavenumber’ ξ for specific parameters $m = 2$, $\beta = -1/8$ and $1/4$, $\delta = 1/4$, 1 and 4 and $\eta = 1$ and 5.

4 SUMMARY AND DISCUSSIONS

The analysis presented in this paper is a generalization and extension of the previous work by Syer & Tremaine (1996), Shu et al. (2000), Lou & Shen (2003) and Shen & Lou (2003). We have constructed both aligned and logarithmic spiral, scale-free, coplanar stationary perturbation configurations in a composite system of two gravitationally coupled discs. While highly idealized, we have in mind, at least conceptually, is a system of spiral galaxy consisting of one stellar disc and one gaseous disc, with a barotropic equation of state. This problem may then have relevance to distributions of stellar mass and gas materials in a disc galaxy. Qualitatively, the two branches of solutions derived in this paper suggest two possible coupled perturbation modes (not necessarily stationary; see Lou & Fan 1998b) where surface mass density perturbations in the stellar disc and in the gaseous disc exhibit either in-phase or out-of-phase correlations. These two distinctly different classes of perturbation modes are mathematically allowable, although there might be some kind of prevalence related to initial conditions or other uncertainties. For observational diagnostics of disc galaxies, one can obtain non-axisymmetric stellar structures in the optical band (e.g. Rix & Zaritsky 1995) and derive HI maps for the gaseous disc component (e.g. Richter & Sancisi 1994). These two maps in different wave bands may be compared to see whether the stellar and HI gaseous arms are roughly coincident or apparently interlaced. The real situation may be even more complicated than this. Active star formation processes in the optical arms will further consume HI gas and the places where HI gas clumps will trigger more star formation activities. Depending on the level of these interrelated processes, a phase shift between optical arms and HI arms may not be easily interpreted in terms of the out-of-phase perturbation modes. Perhaps, the most cogent evidence for out-of-phase density perturbations would be a lopsided disc galaxy where the gaseous and stellar disc components are comparable and the lopsidednesses for the two components are opposite. In a broader perspective, the ideal two-fluid approach adopted here may be applicable to other two-component disc system where the two components can be treated as ideal fluids with different temperatures, e.g., a composite disc system of stars and dusts or a composite disc system composed of young massive stars and relatively old stars, or even to composite disc systems with more components. These different ‘hot’ and ‘cold’ fluid disc components are coupled in the overall disc dynamics and contribute to various structures in multi-band observations.

In order to satisfy the scale-free conditions in our model, both the stellar and gaseous discs in an axisymmetric equilibrium state have rotation curves $v \propto r^{-\beta}$ and surface mass densities $\Sigma_0 \propto r^{-1-2\beta}$ with a barotropic in-

dex $n = (1 + 4\beta)/(1 + 2\beta)$ for the parameter regime of $\beta \in (-1/4, 1/2)$. For both cases of aligned and logarithmic spiral perturbations, we derive sensible values of D_s^2 to support such neutral or stationary density wave modes in an inertial frame of reference. There are two classes of stationary density wave modes in a composite system of two coupled discs in general; this is in contrast to one class of stationary density wave modes in a single disc system. We now summarize our main results below.

(i) Aligned Stationary Configurations

For aligned configurations, we focus on the coplanar disturbances whose surface mass densities carry the same cylindrical radial variations of the background equilibrium state.

The aligned axisymmetric $m = 0$ case represents merely a rescaling from one axisymmetric equilibrium to a neighbouring one (Shu et al. 2000; Lou 2002; Lou & Fan 2002; Lou & Shen 2003; Lou & Zou 2004), except that the rescaling here happens in both discs simultaneously.

In contrast to the eccentric $m = 1$ case in a composite system of two gravitationally coupled SIDs with $\beta = 0$ (Lou & Shen 2003), the aligned $m = 1$ configurations in two coupled scale-free discs with $\beta \neq 0$ are not trivial. Only one branch of D_s^2 solution is physically sensible. For $\beta > -(2^{1/2} - 1)/2$, this branch of D_s^2 solution stands as the counterpart of the single-disc case and the surface mass density perturbations in the two discs are in-phase. For $\beta < -(2^{1/2} - 1)/2$, this branch of D_s^2 solution has no counterpart of the single-disc case and surface mass density perturbations in the two discs are out-of-phase. There may or may not exist a critical η_c , determined by expression (45), beyond which the D_s^2 solution becomes negative and thus unphysical, depending on the value of δ . Specific classifications and analyses have been presented in subsection 3.1.1.

For $m \geq 2$ cases, we have derived two branches of solution for possible values of the rotation speed parameter D_s^2 such that aligned stationary perturbation configurations are sustained in a composite disc system. Of the two D_s^2 branches, one is always the upper branch and thus physical for being positive and the coplanar surface mass density perturbations in two discs are out-of-phase (see Lou & Fan 1998). This branch of D_s^2 solution has no counterpart in the case of a single disc. Meanwhile, the other branch of D_s^2 solution stands as the counterpart of the single-disc case with coplanar surface mass density perturbations in the two discs being in-phase. Furthermore, this second branch of D_s^2 solution decreases with increasing η and may become negative and thus unphysical when η exceeds a critical value η_c that varies with β , m and δ as seen from definition (59). In contrast to the aligned $m = 1$ case, this critical η_c always exists for any values of δ . Details and specific examples can be found in subsection 3.1.2.

(ii) Stationary Configurations of Logarithmic Spirals

For unaligned or spiral coplanar perturbations, we consider global logarithmic spiral configurations (Kalnajs 1971; Syer & Tremaine 1996; Shu et al. 2000; Lou 2002; Lou & Fan 2002; Lou & Shen 2003; Lou & Zou 2004).

For the axisymmetric $m = 0$ case with radial oscillations, we have determined the marginal stability curves of D_s^2 versus the ‘radial wavenumber’ ξ for various values of β . The limiting case of $\eta = 1$ reduces to the case of single disc case as if the secondary mode due to the gravitationally coupling between the two discs were absent. The axisymmetric stability criterion is expressed in terms of the stellar rotation parameter D_s^2 . Those systems that rotate too slowly will succumb to large-scale instabilities in the collapse regime, while those systems that rotate too fast will fall into the ring-fragmentation regime for short-wavelength instabilities (Safronov 1960; Toomre 1964; Shu et al. 2000; Lou 2002; Lou & Fan 1998, 2002; Lou & Shen 2003; Shen & Lou 2003; Lou & Zou 2004). The stable range of D_s^2 against overall axisymmetric instabilities is expanded for larger β values. When $\beta > \beta_c \sim 0.436$, the large-scale collapse regime will disappear completely. On the other hand when $\beta < -0.130$, the system cannot be stable at all. The D_s^2 criterion for axisymmetric instabilities with radial oscillations presented here is entirely equivalent to the w parameter used by Syer & Tremaine (1996) for the case of a full single disc. The composite disc system becomes less stable than the single-disc system. The overall stable D_s^2 range will diminish for larger δ or η , while the large-scale collapse instability by itself tends to be suppressed. Specific examples and some analysis techniques are presented in subsection 3.2.1 and Appendixes C and D.

For the logarithmic spiral case of $m = 1$, the lower branch of D_s^2 solution is always unphysical for being negative and the limiting case of $\eta = 1$ corresponds to just the single-disc case. For a given ‘radial wavenumber’ ξ , there may or may not exist a critical η_c beyond which the D_s^2 solution becomes negative, depending on the value of δ . This case is almost identical with the aligned case (III) described in subsection 3.1.1, except for a substitution of \mathcal{P}_1 with \mathcal{N}_1 and redefinitions for \mathcal{A}_1 and \mathcal{H}_1 . Details and specific examples can be found in subsection 3.2.2.

For logarithmic spiral cases with $m \geq 2$, we have obtained analytical results almost in the same forms of the aligned cases. There are two possible values of rotation parameter D_s^2 that can sustain stationary logarithmic spiral configurations in a composite system. Of these two perturbation modes, one has no counterpart in the single-disc case (Lou & Fan 1998) with the surface mass density perturbations in the two discs being out-of-phase, while the other is the counterpart of the single-disc case and has in-phase surface mass density perturbations in the two discs. The out-of-phase mode always exists while the in-phase mode disappears when η exceeds a certain critical value η_c that depends on β , m , δ and ξ by equation (91). Specific examples can be found in subsection 3.2.3.

(iii) *Non-Axisymmetric Instabilities*

For axisymmetric instabilities it is well established that neutral modes mark the onset of instabilities. We have analytically constructed non-axisymmetric neutral (i.e. stationary) modes for both aligned and logarithmic spiral cases. Do these neutral modes or stationary configurations mark

the non-axisymmetric spiral instabilities? Based on transmissions and over-reflections of leading and/or trailing spiral density waves across corotation in a time-dependent analysis, Shu et al. (2000) speculated that the condition for stationary logarithmic spiral configurations in a SID would determine whether spiral density waves could be swing-amplified (Goldreich & Lynden-Bell 1965; Fan & Lou 1997). The criterion of Shu et al. (2000) for swing amplification is consistent with that of Goodman & Evans (1999) in their normal-mode analysis. It appears worthwhile to pursue the criterion for the onset of non-axisymmetric instabilities in terms of a normal-mode analysis for a composite system that will be performed in a separate paper.

(iv) *Partial Discs*

All computations and discussions above deal with full discs. One can also impose an axisymmetric gravitational potential associated with a background dark matter halo of axisymmetry and ignore disturbances in the dark matter halo caused by coplanar surface mass density perturbations in the composite disc system,^{***} that is, the composite system is composed of two partial discs (Syer & Tremaine 1996; Shu et al. 2000; Lou 2002; Lou & Fan 2002; Lou & Shen 2003; Shen & Lou 2003; Lou & Zou 2004). By defining a dimensionless factor $0 < \mathcal{F} < 1$ for the ratio of the gravitational potential arising from the two discs together to that of the whole system including the dark matter halo, one may follow the same procedure for full discs to analyze the problem of a composite system of two coupled partial discs. Practically, what one needs to do is to replace all \mathcal{P}_m and \mathcal{N}_m with $\mathcal{F}\mathcal{P}_m$ and $\mathcal{F}\mathcal{N}_m$, respectively. The dynamical effect of this background dark matter halo tends to suppress axisymmetric instabilities (Syer & Tremaine 1996; Shu et al. 2000; Lou 2002; Lou & Fan 2002; Lou & Shen 2003; Shen & Lou 2003; Lou & Zou 2004).

(v) *Magnetized Discs*

By synchrotron radio observations, one can infer spiral magnetic field structures in nearby spiral galaxies (e.g., Lou & Fan 2003 and references therein). It is believed that this is generically true for distant spiral galaxies as well. The presence of magnetic fields in spiral galaxies should affect global star formation rates and thus influence the evolution of disc galaxies. Technically, the interesting problem of including magnetic fields can become quite involved. More specifically, a stellar disc is gravitationally coupled with a magnetized gaseous disc. There are two relatively simple geometries to model configurations of magnetic fields. The first one is the so-called isopedically magnetized configurations (Shu & Li 1997; Shu et al. 2000; Lou & Wu 2004). The second one is to consider coplanar azimuthal magnetic fields with their strengths scaled as powers of cylindrical radius r (Lou 2002; Lou & Fan 2002; Lou & Zou 2004). Now with a more general scale-free disc system investigated in this paper, it would be

^{***} This simplifying approximation is crudely justifiable for high velocity dispersions in a dark matter halo. By numerical simulations, velocity dispersions of dark matter halo are presumably of the order of a few hundred kilometers per second.

very interesting to model magnetic fields for both isopedic and azimuthal configurations in a more general composite disc system, a problem also to be presented in a separate paper.

ACKNOWLEDGMENTS

This research has been supported in part by the ASCI Center for Astrophysical Thermonuclear Flashes at the University of Chicago under Department of Energy contract B341495, by the Special Funds for Major State Basic Science Research Projects of China, by the Tsinghua Center for Astrophysics, by the Collaborative Research Fund from the NSF of China (NSFC) for Young Outstanding Overseas Chinese Scholars (NSFC 10028306) at the National Astronomical Observatory, Chinese Academy of Sciences, by NSFC grant 10373009 at the Tsinghua University, and by the Yangtze Endowment from the Ministry of Education through the Tsinghua University. Affiliated institutions of Y.Q.L. share this contribution.

REFERENCES

- Balbus S. A., Hawley J. F., 1998, *Rev. Mod. Phys.*, 70, 1
 Berman R. H., Mark J. W.-K., 1977, *ApJ*, 216, 257
 Bertin G., Lin C. C., 1996, *Spiral Structure in Galaxies*. MIT Press, Cambridge
 Bertin G., Romeo A. B., 1988, *A&A*, 195, 105
 Binney J., Tremaine S., 1987, *Galactic Dynamics*. Princeton University Press, Princeton, New Jersey
 Elmegreen B. G., 1995, *MNRAS*, 275, 944
 Evans N. W., Read J. C. A., 1998a, *MNRAS*, 300, 83
 Evans N. W., Read J. C. A., 1998b, *MNRAS*, 300, 106
 Fan Z.H., Lou Y.-Q., 1996, *Nat*, 383, 800
 Fan Z. H., Lou Y. Q., 1997, *MNRAS*, 291, 91
 Goodman J., Evans N. W., 1999, *MNRAS*, 309, 599
 Goldreich P., Lynden-Bell D., 1965, *MNRAS*, 130, 125
 Goldreich P., Tremaine S., 1978, *Icarus*, 34, 240
 Jog C. J., 1996, *MNRAS*, 278, 209
 Jog C. J., Solomon P. M., 1984a, *ApJ*, 276, 114
 Jog C. J., Solomon P. M., 1984b, *ApJ*, 276, 127
 Julian W. H., Toomre A., 1966, *ApJ*, 146, 810
 Kalnajs A. J., 1971, *ApJ*, 166, 275
 Kalnajs A. J., 1972, *ApJ*, 175, 63
 Kalnajs A. J., 1973, *Proc. Astron. Soc. Australia*, 2, 174
 Lemos J. P. S., Kalnajs A. J., Lynden-Bell D., 1991, *ApJ*, 375, 484
 Lin C. C., 1987, *Selected Papers of C. C. Lin*. World Scientific, Singapore
 Lin C. C., Shu F. H., 1964, *ApJ*, 140, 646
 Lin C. C., Shu F. H., 1966, *Proc. Natl Acad. Sci., USA*, 73, 3785
 Lou Y.-Q., 2002, *MNRAS*, 337, 225
 Lou Y.-Q., Fan Z.H., 1998a, *ApJ*, 493, 102
 Lou Y.-Q., Fan Z. H., 1998b, *MNRAS*, 297, 84
 Lou Y.-Q., Fan Z.H., 2002, *MNRAS*, 329, L62
 Lou Y.-Q., Fan Z.H., 2003, *MNRAS*, 341, 909; astro-ph/0307466
 Lou Y.-Q., Shen Y., 2003, *MNRAS*, 343, 750; astro-ph/0304270
 Lou Y.-Q., Wu Y., 2004, in preparation
 Lou Y.-Q., Zou Y., 2004, *MNRAS*, 350, 1220; astro-ph/0312082
 Lynden-Bell D., Kalnajs A. J., 1972, *MNRAS*, 157, 1
 Lynden-Bell D., Lemos J. P. S., 1993, preprint; astro-ph/9907093
 Lynden-Bell D., Ostriker J. P., 1967, *MNRAS*, 136, 293
 Mestel L., 1963, *MNRAS*, 126, 553
 Nicholson, D. R. 1983, *Introduction to Plasma Theory*, Wiley, New York
 Ostriker J. P., Peebles P. J. E., 1973, *ApJ*, 186, 467
 Qian E., 1992, *MNRAS*, 257, 581
 Richter O.-G., Sancisi R., 1994, *A&A*, 290, L9
 Rix H.-W., Zaritsky D., 1995, *ApJ*, 447, 82
 Romeo A. B., 1992, *MNRAS*, 256, 307
 Safronov V.S., 1960, *Ann. Astrophys.*, 23, 979
 Shen Y., Lou Y.-Q., 2003, *MNRAS*, 345, 1340; astro-ph/0308063
 Shen Y., Lou Y.-Q., 2004, *ChJAA*, in press, astro-ph/0404190
 Shen Y., Liu X., Lou Y.-Q., 2004, in preparation
 Shu F. H., Laughlin G., Lizano S., Galli D., 2000, *ApJ*, 535, 190
 Shu F. H., Li Z.-Y., 1997, *ApJ*, 475, 251
 Syer D., Tremaine S., 1996, *MNRAS*, 281, 925
 Toomre A., 1964, *ApJ*, 139, 1217
 Toomre A., 1977, *ARA&A*, 15, 437
 Toomre A., 1981, in *Structure and Dynamics of Normal Galaxies*, ed. S. M. Fall & D. Lynden-Bell (Cambridge: Cambridge Univ. Press), 111
 Zang T. A., 1976, PhD thesis, MIT, Cambridge MA

APPENDIX A: TWO REAL D_s^2 SOLUTIONS

We here show that equation (38) always has two different real solutions. The determinant of equation (38) reads

$$\Delta \equiv C_1^2 - 4C_2C_0 = \left(\frac{\mathcal{A}_m + \mathcal{B}_m}{1 + \delta} \right)^2 \wp \quad (\text{A1})$$

where

$$\wp \equiv c_2\eta^2 + c_1\eta + c_0 = c_2 \left(\eta + \frac{c_1}{2c_2} \right)^2 - \frac{c_1^2 - 4c_0c_2}{4c_2}, \quad (\text{A2})$$

and

$$\begin{aligned} c_2 &\equiv (\mathcal{B}_m + \mathcal{H}_m\delta)^2, \\ c_1 &\equiv 2\delta(\mathcal{H}_m - \mathcal{B}_m)^2 - 2\mathcal{B}_m\mathcal{H}_m(1 + \delta)^2, \\ c_0 &\equiv (\mathcal{H}_m + \mathcal{B}_m\delta)^2. \end{aligned} \quad (\text{A3})$$

It follows further that

$$\Delta_1 \equiv c_1^2 - 4c_0c_2 = -16\mathcal{B}_m\mathcal{H}_m(\mathcal{H}_m - \mathcal{B}_m)^2\delta(1 + \delta)^2. \quad (\text{A4})$$

Now in the open interval of $\beta \in (-1/4, 1/2)$ and for $m \geq 2$, we have $c_2 > 0$, $\Delta_1 < 0$ and thus $\wp > 0$ for all $\eta \geq 1$. We have thus proven that $\Delta > 0$. While the proof procedure is slightly different for the $m = 1$ case, we also can show that $\Delta > 0$. It follows that equation (38) always has two different real solutions for D_s^2 corresponding to the upper and lower branches, respectively.

The same proof procedure can be repeated for the logarithmic spiral cases corresponding to stationary dispersion relation (71), which always has $\Delta > 0$ for $m \geq 1$. Moreover in the same spirit, we can show $\Delta \geq 0$ for the axisymmetric $m = 0$ case. The equal sign corresponds to $(\mathcal{A}_0 + \mathcal{B}_0) = 0$.

APPENDIX B: MONOTONIC FUNCTIONS

We here provide proofs that the two D_s^2 solutions of dispersion relation (38) for the aligned case and of dispersion relation (71) for logarithmic spiral cases are monotonic functions of η . Therefore, one can make use of the explicit solutions at $\eta = 1$ and in the limit of $\eta \rightarrow \infty$ to well bracket the D_s^2 solution ranges.

First, we rewrite the coefficients C_2 , C_1 and C_0 as defined by either expressions (39) for aligned perturbations or expressions (72) for logarithmic spiral perturbations, namely

$$\begin{aligned} C_2 &= a_2\eta, \\ C_1 &= a_1\eta + b_1, \\ C_0 &= a_0\eta + b_0, \end{aligned} \quad (\text{B1})$$

where coefficients a_2 , a_1 , b_1 , a_0 and b_0 are determined by directly comparing expressions (39) or (72) of the actual coefficients C_2 , C_1 and C_0 that appear in the main text.

With the two D_s^2 solutions explicitly given by $y_{1,2} = (-C_1 \pm \Delta^{1/2})/2C_2$, we have

$$\frac{dy_{1,2}}{d\eta} = \frac{\Delta^{1/2}(C_1C_2' - C_2C_1') + (C_2\Delta' - \Delta C_2')}{4C_2^2\Delta^{1/2}}, \quad (\text{B2})$$

where \prime denotes the derivative with respect to η and $\Delta \equiv C_1^2 - 4C_2C_0$ is the determinant that has been proven non-negative in Appendix A.

We next consider to solve equation $y'_{1,2} \equiv dy_{1,2}/d\eta = 0$ that is equivalent to the following condition

$$4\eta^2 a_2(b_0^2 a_2 - a_1 b_1 b_0 + a_0 b_1^2) = 0. \quad (\text{B3})$$

By straightforward substitutions of the expressions of a_2 , a_1 , b_1 , a_0 , b_0 , this condition turns out to be

$$4\eta^2 \mathcal{B}_m \mathcal{H}_m \frac{(\mathcal{A}_m + \mathcal{B}_m)^4 (\mathcal{H}_m - \mathcal{B}_m)^2 \delta}{(1 + \delta)^2} = 0, \quad (\text{B4})$$

which gives only one solution $\eta = 0$ for any given sets of $\{m, \beta, \delta\}$ for aligned perturbations or $\{m, \beta, \delta, \xi\}$ for logarithmic spiral perturbations. Since $dy_{1,2}/d\eta$ are continuous functions of η , it then follows that for $\eta > 1$, $dy_{1,2}/d\eta$ remain either always positive or always negative for any specified sets of $\{m, \beta, \delta\}$ for aligned perturbations or $\{m, \beta, \delta, \xi\}$ for logarithmic spiral perturbations. In summary, the two D_s^2 solutions $y_{1,2}$ must be monotonic functions of η once $\{m, \beta, \delta\}$ for aligned perturbations or $\{m, \beta, \delta, \xi\}$ for logarithmic spiral perturbations are specified.

APPENDIX C: PROPERTIES OF \mathcal{H}_m

We here study the variation of \mathcal{H}_m with respect to ξ in the logarithmic spiral case. For $m > 0$, we consider

$$\begin{aligned} \mathcal{A}_m &= m^2 + \xi^2 + 1/4 + 2\beta, \\ \mathcal{B}_m &= (1 + 2\beta)(m^2 - 2 + 2\beta), \\ \mathcal{C} &= (1 + 2\beta)/(2\beta\mathcal{P}_0), \\ \mathcal{H}_m &= \mathcal{CN}_m \mathcal{A}_m + \mathcal{B}_m. \end{aligned} \quad (\text{C1})$$

It is then straightforward to show

$$\frac{d\mathcal{H}_m}{d\xi} = \mathcal{CN}_m(\Psi_m \mathcal{A}_m + 2\xi), \quad (\text{C2})$$

where

$$\begin{aligned} \Psi_m(\xi) &= \frac{i}{2} [\psi(m/2 + i\xi/2 + 1/4) + \psi(m/2 - i\xi/2 + 3/4) \\ &\quad - \psi(m/2 - i\xi/2 + 1/4) - \psi(m/2 + i\xi/2 + 3/4)], \end{aligned} \quad (\text{C3})$$

where ψ is the digamma function (or ψ -function) defined by $\psi(x) \equiv d[\ln \Gamma(x)]/dx$ with $\Gamma(x)$ being the Γ -function. In the above derivation, we have used the following relation

$$\frac{d\mathcal{N}_m}{d\xi} = \mathcal{N}_m \Psi_m. \quad (\text{C4})$$

It is also straightforward to show that $\Psi_m(\xi > 0)$ is negative, $\Psi_m(0) = 0$ and therefore

$$\left. \frac{d\mathcal{H}_m}{d\xi} \right|_{\xi=0} = 0. \quad (\text{C5})$$

Furthermore, we have

$$\left. \frac{d^2\mathcal{H}_m}{d\xi^2} \right|_{\xi=0} > 0 \text{ for } \beta \in (-1/4, 1/2), \quad (\text{C6})$$

$$\left. \frac{d\mathcal{H}_m}{d\xi} \right|_{\xi>0} > 0 \text{ for } \beta \in (-1/4, 1/2).$$

Therefore, \mathcal{H}_m increases monotonically with increasing ξ and attains its minimum value at $\xi = 0$, that is,

$$\mathcal{H}_{m,min} = \mathcal{H}_m|_{\xi=0} = \mathcal{CN}_m(0)\mathcal{A}_m(0) + \mathcal{B}_m. \quad (\text{C7})$$

For the $m = 0$ case with radial oscillations, we should make the following two replacements

$$\begin{aligned} \mathcal{A}_0 &\rightarrow \mathcal{A}'_0 = \xi^2 + 1/4, \\ \mathcal{H}_0 &\rightarrow \mathcal{CN}_0 \mathcal{A}'_0 + \mathcal{B}_0, \end{aligned} \quad (\text{C8})$$

and repeat the same procedure for $m > 0$ cases. The preceding results remain valid. In summary, for $m \geq 0$, \mathcal{H}_m increases monotonically with increasing ξ and attains its minimum value at $\xi = 0$. More specifically, we have

$$\begin{aligned} \mathcal{H}_{0,min} &= \mathcal{H}_0|_{\xi=0} = \mathcal{CN}_0(0)(1/4) + (1 + 2\beta)(-2 + 2\beta) < 0, \\ \mathcal{H}_{1,min} &= \mathcal{H}_1|_{\xi=0} = \mathcal{CN}_1(0)(5/4 + 2\beta) + 4\beta^2 - 1 > 0, \\ \mathcal{H}_{m,min} &= \mathcal{H}_m|_{\xi=0} = \mathcal{CN}_m(0)\mathcal{A}_m(0) + \mathcal{B}_m > 0 \text{ for } m \geq 2. \end{aligned} \quad (\text{C9})$$

APPENDIX D:

We here discuss more specifically the $m = 0$ case with radial oscillations, for which we have

$$\begin{aligned} \mathcal{A}'_0 &= \xi^2 + 1/4 > 0, \\ \mathcal{B}_0 &= (1 + 2\beta)(-2 + 2\beta) < 0, \\ \mathcal{C} &= (1 + 2\beta)/(2\beta\mathcal{P}_0), \\ \mathcal{H}_0 &= \mathcal{CN}_0 \mathcal{A}'_0 + \mathcal{B}_0. \end{aligned} \quad (\text{D1})$$

For $\eta = 1$ (equivalent to the case of a single disc), the physical D_s^2 solution is

$$Y_1^B = \frac{(1 - \mathcal{CN}_0)\mathcal{A}'_0}{\mathcal{H}_0} > 0; \quad (\text{D2})$$

the other D_s^2 solution is negative and thus unphysical. It is noted that for $m \geq 1$, we have $0 < \mathcal{CN}_m < 1$ for all $\xi > 0$ and $\beta \in (-1/4, 1/2)$. In contrast, the situation of $m = 0$ is different, that is, \mathcal{CN}_0 can be either greater or smaller than 1 and this complicates the analysis.

According to Appendix C, we infer

$$\frac{d(\mathcal{CN}_0)}{d\xi} = \mathcal{CN}_0 \Psi_0 < 0 \quad \text{for } \xi > 0, \quad (\text{D3})$$

and is equal to zero at $\xi = 0$. This implies that \mathcal{CN}_0 decreases

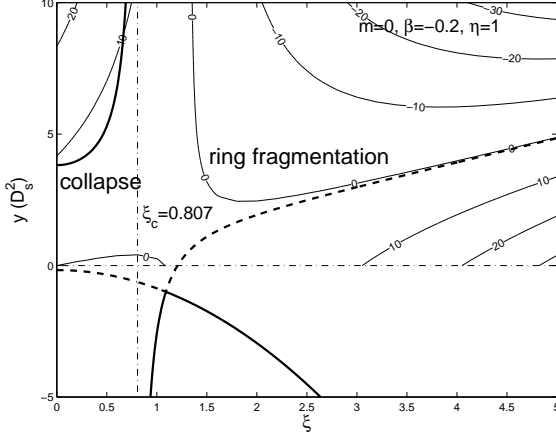


Figure D1. Two branches of D_s^2 solutions to stationary dispersion relation (71) for $m = 0$, $\beta = -0.2$ and $\eta = 1$. The divergent point is $\xi_c = 0.807$. In this case of $\eta = 1$, the value of δ can be arbitrary. The system is inevitable to bear ring-fragmentation instabilities and therefore there is no stable range of D_s^2 . We also show the deviation from contours of local WKB analysis, which are consistent with the global analysis at large ‘radial wavenumber’ ξ .

monotonically with increasing ξ and reaches the maximum value at $\xi = 0$, namely

$$(\mathcal{CN}_0)_{max} = \mathcal{CN}_0(0) \begin{cases} > 1 & \text{if } \beta < \beta_c \sim 0.436, \\ < 1 & \text{if } \beta > \beta_c \sim 0.436. \end{cases} \quad (\text{D4})$$

Therefore for $\beta < \beta_c \sim 0.436$, there is a critical $\xi_{c'}$ at which $1 - \mathcal{CN}_0$ vanishes. If this $\xi_{c'}$ coincides with ξ_c at which \mathcal{H}_0 vanishes, then there is no divergent point for Y_1^B . For this reason, we now check the possibility of $\xi_{c'} = \xi_c$.

If $\xi_{c'} = \xi_c$ happens for a specific β_{co} , the following two equations must be satisfied simultaneously,

$$\begin{aligned} (1 - \mathcal{CN}_0)|_{\xi_{c'}=\xi_c} &= 0, \\ (\mathcal{CN}_0 \mathcal{A}'_0 + \mathcal{B}_0)|_{\xi_{c'}=\xi_c} &= 0, \end{aligned} \quad (\text{D5})$$

which gives the relation of ξ_c in terms of β_{co} ,

$$\mathcal{A}'_0 + \mathcal{B}_0 = \xi_c^2 + 1/4 + (1 + 2\beta)(-2 + 2\beta) = 0 \quad (\text{D6})$$

and thus

$$\xi_c = (7/4 + 2\beta - 4\beta^2)^{1/2}. \quad (\text{D7})$$

Inserting solution (D7) into the first equation of (D5), we obtain numerically

$$\beta_{co} \sim -0.130, \quad \xi_{c'} = \xi_c \sim 1.193. \quad (\text{D8})$$

From the above analysis, we realize that for $\beta_{co} < \beta < 1/2$, the axisymmetric marginal stability curves are typical as discussed in subsection 3.2.1. In contrast, for $-1/4 < \beta < \beta_{co}$, the axisymmetric marginal stability curves are different and there is no stable range of D_s^2 against overall axisymmetric instabilities, a result also implied in Syer & Tremaine (1996) (see their fig. 2). To see this more clearly, we consider a specific case of $\beta = -0.2$. The divergent point of Y_1^B is located at $\xi_c = 0.807$. The stationary configuration for $\eta = 1$ (equivalent to the case of a single disc) is shown in Fig. D1.