

The power-law expansion universe and the transition

Yi-Huan Wei^{1,2}

¹ *Department of Physics, Bohai University,
Jinzhou 121000, Liaoning, China and*

² *Institute of Theoretical Physics, Chinese Academy of Science, Beijing 100080, China*

Abstract

In order to depict the transition from deceleration to acceleration we develop a power-law expansion universe model, scale factor $a = a_0(\frac{t}{T})^n$ with $n = n_0 + bt^m$ with n_0 , b and m being three parameters. Using the set of the parameters ($q_0 = -0.5$, $H_0 \approx 0.7 \times 10^{-10} \text{yr}^{-1}$, $t_0 \approx 1.4 \times 10^{10} \text{yr}$), we obtain the fitted value of parameter m to the transition redshift $z_T \approx 0.5$, $m \approx 3.16$. Considering a spatially flat, isotropic and homogeneous universe of dark energy and dust-like dark matter, we obtain the evolution curves of dark energy for $\Omega_{X0} = 0.73, 0.7, 0.67$, which show the appearance of the maximum values, the slow variation around the current epoch and the future phantom feature of dark energy density.

PACS numbers: 98.80.Cq, 98.80.Hm

The faintness of high-redshift type Ia supernova (SNe) has been interpreted as evidence that the expansion of the universe is accelerating, which suggests the universe transition from deceleration to acceleration has happened and therefore the present universe is in an accelerated expansion phase [1], which indicates the existence of the dark energy with negative pressure, and the measurements on the cosmic microwave background (CMB) indicates it is spatially flat [2]. The problem of the origin and nature of the dark energy has attracted a great many attentions [3, 4, 5, 6, 7, 8]. The precise transition redshift is difficult to be determined. Providing that the apparent faintness of SNe Ia provides the direct evidence for the accelerating expansion of the universe, then it happened at $z_T \approx 0.5$ [9]. The universe transition should have happened at $z > 0.3$, with a best fit at about $z_T \approx 0.45$ [10], or $z_T \approx 0.40$ [11]. Using a simple expansion model, $q \simeq q_0 + z(dq/dz)_{z=0}$, and the statistical method, the transition redshift is determined to be $z_T \simeq 0.46$ [12]. From modified Friedmann equation, the constraint from the SNe Ia observation gives $z_T = 0.52 \sim 0.73$ [13]. From a joint analysis of SNe+CMB, one can get $z_T \approx 0.39$, but it can be $z_T \approx 0.57$ for $\Omega_{0m} \approx 0.27$, $h \approx 0.71$ and $w_\Lambda \approx -1$ [14]. Anyway, the results from astronomical observations show our universe could have undergone an expansion transition from deceleration to acceleration [9, 10, 11, 12, 13, 14, 15].

The power-law expansion model has widely been used to describe the universe evolution. However, as will be analyzed, the model with a constant power is flawed. Writing scale factor as $a \sim (b + ct)^n$ with constant b, c and n some constants, then the Hubble parameter, its first derivative and the deceleration parameter are $H = cn(b + ct)^{-1}$, $\dot{H} = -c^2n(b + ct)^{-2}$ and $q = -(1 + \frac{\dot{H}}{H^2}) = \frac{1}{n} - 1$. An acceleration expansion of the universe requires $H > 0$ and $q < 0$, i.e., $c > 0$ and $n > 1$ or $c < 0$ and $n < 0$. For the latter case there is $\dot{H} > 0$, which implies a super acceleration expansion of the universe driven by phantom energy [7, 8]. Clearly, such a model with constant power n can only describe a single expansion phase with constant q and is unable to demonstrate the universe transition from deceleration to acceleration happened at a certain past time. Thus, it should be a meaningful work to seek a fitting form of the scale factor which is qualified to describe this universe transition. In a recent paper [16], we propose a scalar factor of the form $a \sim t^{n_0+bt}$, which can describe both phantom universe and the possible transition from ordinary acceleration ($\dot{H} < 0$) to super acceleration ($\dot{H} > 0$).

We will use the power-law universe model with the time-dependent power $n = n_0 + bt^m$

in order to describe the universe transition from deceleration to acceleration phase. We use the favored current Hubble parameter $H_0 \approx 0.7 \times 10^{-10} \text{yr}^{-1}$, the cosmological age $t_0 \approx 1.4 \times 10^{10} \text{yr}$ and the deceleration parameter $q_0 = -0.5$, in order to determine the parameters n_0 , b and m , and assume the transition redshift $z_T \approx 0.5$. The curves of deceleration parameter q illustrate this model has some good features. Under the three cases, the current dark energy fraction $\Omega_{X0} = 0.73, 0.70, 0.67$, we give the evolution curves of dark energy density with time, the results show that the dark energy has a maximum in the past and will evolve into phantom energy in the future.

Start with a spatially flat, isotropic and homogeneous universe, the scale factor of which is given by

$$a = a_c \left(\frac{t}{T} \right)^n, \quad (1)$$

where $T = 1 \text{yr}$, a_c is the scale factor of $t = T$, $n = n(t)$ is a function of time. For (1), the Hubble parameter and its first derivative with respect to time are [16]

$$H = \dot{n} \ln t + \frac{n}{t}, \quad (2)$$

$$\dot{H} = \ddot{n} \ln t + 2 \frac{\dot{n}}{t} - \frac{n}{t^2}, \quad (3)$$

where a dot denotes the derivative with respect to time. In contrast to the ordinary case of $a \sim t^n$ with constant n , there is an additional term $\dot{n} \ln t$ in (2) and $\ddot{n} \ln t + \frac{2\dot{n}}{t}$ in (3), which will influence the behavior of H and \dot{H} . Clearly, such a model with an appropriate choice of n , provides the possibility that the signature of q changed at a certain past time.

Let us choose the following power n of the form

$$n = n_0 + bt^m, \quad (4)$$

where n_0 , b and m are three nonnegative parameters, with b having the unit yr^{-m} . Putting Eq.(4) and $\dot{n} = bmt^{m-1}$ in Eqs. (2) and (3) yields

$$H = b(m \ln t + 1)t^{m-1} + n_0 t^{-1}, \quad (5)$$

$$\dot{H} = b[m(m-1) \ln t + 2m-1]t^{m-2} - n_0 t^{-2}. \quad (6)$$

From $\ddot{a}/a = \dot{H} + H^2$ and $H = \dot{a}/a$, one has the deceleration parameter

$$q = -\frac{a\ddot{a}}{\dot{a}^2} = -(1 + \frac{\dot{H}}{H^2}). \quad (7)$$

Defining $x = \ln t$, $A = 2n_0 + 2m - 1$ and $B = m(2n_0 + m - 1)$, putting Eqs. (2) and (3) in (7) then we obtain

$$q = -H^{-2}[b^2(1 + mx)^2 t^{2m-2} + b(A + Bx)t^{m-2} + (n_0^2 - n_0)t^{-2}]. \quad (8)$$

Using the current Hubble parameter H_0 , the deceleration parameter q_0 , and the cosmological age t_0 , then from Eqs. (5) and (8) we obtain the following two equations

$$H_0 = b(mx_0 + 1)t_0^{m-1} + n_0 t_0^{-1}, \quad (9)$$

$$-q_0 H_0^2 = b^2(1 + mx_0)^2 t_0^{2m-2} + b(A + Bx_0)t_0^{m-2} + (n_0^2 - n_0)t_0^{-2}. \quad (10)$$

where $x_0 = \ln t_0$. Solving Eqs. (9) and (10) gives rise to

$$n_0 = H_0 t_0 - b(mx_0 + 1)t_0^m, \quad b = \frac{1 - (q_0 + 1)H_0 t_0}{m(mx_0 + 2)} H_0 t_0^{1-m}. \quad (11)$$

In order to determine parameters n_0 and b , we need to know H_0 , q_0 , t_0 , as well as m , where m will be given by fitting the transition redshift z_T .

For a spatially flat, isotropic and homogeneous universe consisting of two components, pressureless dust-like matter and dark energy, the deceleration parameter may be obtained by [17]

$$q = \frac{1}{2}(1 + 3\Omega_X w_X). \quad (12)$$

From the current dark energy equation of state parameter $w_{X0} \sim -1.02$ and the energy fraction $\Omega_{X0} \approx 0.71$ fitting WMAP data [12], one can get $q_0 \approx -0.59$; or from $w_{X0} = -1$ and $\Omega_{X0} \approx 0.73$ there is $q_0 \approx -0.60$ [14]. According to $w_{X0} = -0.9 - \epsilon(\Omega_{m0} - 0.3) \pm 0.1$ with $\epsilon = 1 \sim 1.5$, there are the central value $w_{X0} = -0.9$ and $q_0 \approx -0.45$ for $\Omega_{m0} = 0.3$ [11]. In the following discussions let us adopt an acceptable modest value of deceleration parameter, $q_0 = -0.5$ [11, 12, 14]. Another two parameters, the current Hubble parameter and the cosmological age will be taken as popularly acceptable $H_0 \approx 0.7 \times 10^{-10} \text{yr}^{-1}$ and $t_0 \approx 1.4 \times 10^{10} \text{yr}$ [18]. The three parameters ($q_0 = -0.5$, $H_0 \approx 0.7 \times 10^{-10} \text{yr}^{-1}$, $t_0 \approx 1.4 \times 10^{10} \text{yr}$)

as well as the transition redshift z_T to be adopted, will be the foundation on which we discuss the power-law universe model with time-dependent power. For some special values of m , the values of b and n_0 are exhibited in the Table I. Using these parameter, we get FIG. 1, (a) of which appears the predicted transition time increases monotonously with m and (b) shows the expected converge of the curves characterized by m to $t = t_0$ and the unexpected converge to $t \approx 0.6 \times 10^{10} yr$. The second convergence of the curves with different m nearly to the same time is an intriguing feature, it means the model may be effectively extended to the range, $t < 0.6 \times 10^{10} yr$.

TABLE I: The parameters b , n_0 are given for $q_0 = -0.50$ and some special values of m .

m	2.90	3.00	3.10	3.20	3.30
b	9.32×10^{-33}	8.42×10^{-34}	7.63×10^{-35}	6.93×10^{-36}	6.31×10^{-37}
n_0	0.810	0.816	0.821	0.826	0.830

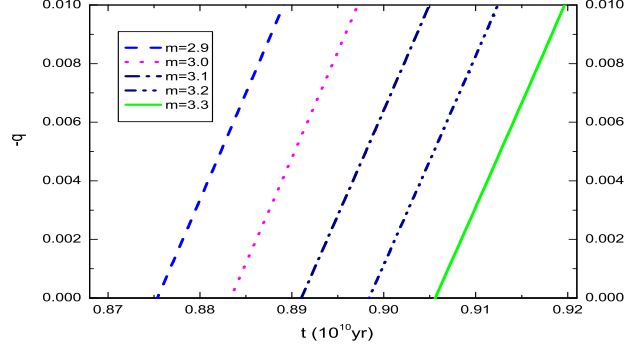
The expression for the relation between redshift and scale factor, $1 + z = a_0/a(t)$, holds valid for any spatially flat, isotropic and homogeneous universe. In order to illustrate some interesting features of the power-law universe model with time-dependent power let us consider and analyze the case that the transition is assumed to have happened at $z_T \approx 0.5$ [9]. The Table II exhibits the predicted transition time $t_T = 8.75 \sim 9.06 Gyr$ for $m = 2.9 \sim 3.3$. From $z_T = t_0^{n_1}/t_T^{n_2} - 1$ with $n_1 = n_0 + bt_0^m$ and $n_2 = n_0 + bt_T^m$, the corresponding transition redshift is determined to be $z_T = 0.528 \sim 0.485$. From Table II, one can see that the fitted parameter m to $z_T = 0.5$ should take value in the range $m = 3.1 \sim 3.2$. We obtain the best fitted value to $z_T = 0.5$ is $m \approx 3.16$, which gives $b \approx 1.809 \times 10^{-35}$, $n_0 \approx 0.8239$.

TABLE II: The predicted transition time t_T and the corresponding redshift z_T .

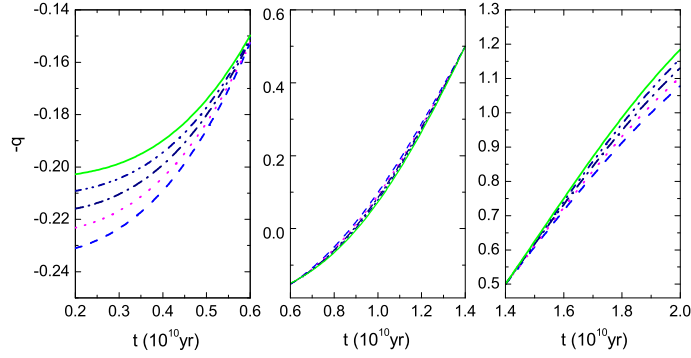
m	2.90	3.00	3.10	3.20	3.30
$t_T(10^{10} yr)$	0.875	0.883	0.891	0.8984	0.906
z_T	0.528	0.517	0.506	0.496	0.485

From the Friedman equation we obtain the energy density of the universe,

$$\rho = \left(\frac{H}{H_0}\right)^2 \rho_0 = \frac{[n_0 + b(m \ln t + 1)t^m]^2}{H_0^2 t^2} \rho_0. \quad (13)$$



(a)



(b)

FIG. 1: The variations of q for $q_0 = -0.5$ and $m = 2.90, 3.00, 3.10, 3.20, 3.30$ case, respectively.

For dust-like dark matter, its energy density evolves in terms of

$$\rho_M = \rho_{M0}(1+z)^3 = \Omega_{M0}\rho_0 \frac{t_0^{3(n_0+bt_0^m)}}{t^{3(n_0+bt^m)}}, \quad (14)$$

and the dark energy density is given by

$$\rho_X = \rho - \rho_M. \quad (15)$$

The variations of ρ , ρ_M and ρ_X with time are shown in FIG. 2 and 3, with the parameter $m = 3.16$ which predicts the transition redshift $z_T \approx 0.5$, the total energy density appears to first decrease and then increase. The dark energy density has the maximum values $\rho_{Xmax} \approx 3.3\rho_0, 2.1\rho_0, 1.5\rho_0$ in the past and the minimum values $\rho_{Xmin} \approx 0.71\rho_0, 0.69\rho_0, 0.66\rho_0$ in the

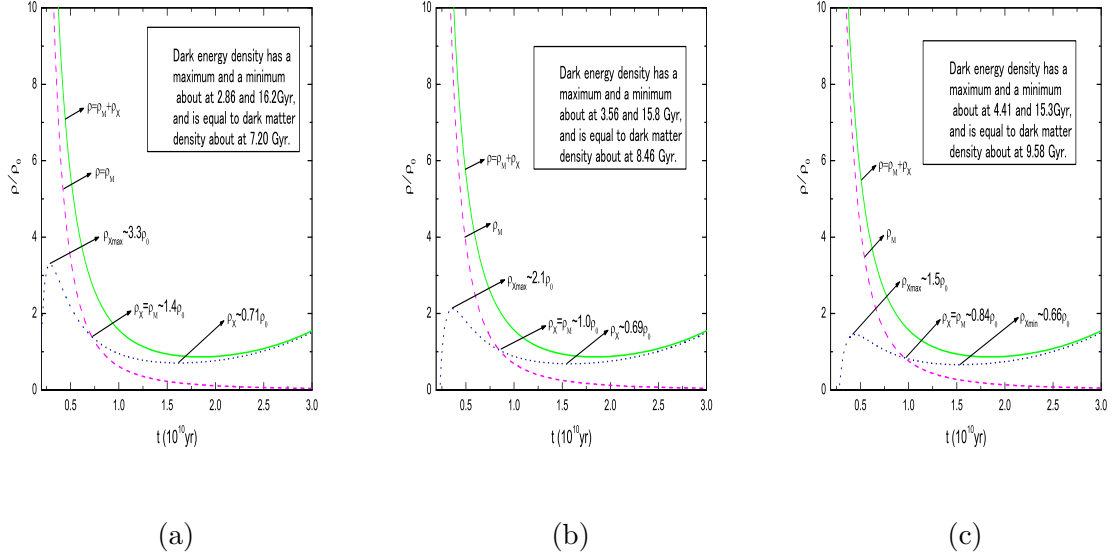


FIG. 2: Dark energy evolution under the three cases, $\rho_{M0} = 0.27, 0.30, 0.33$ for (a), (b) and (c).

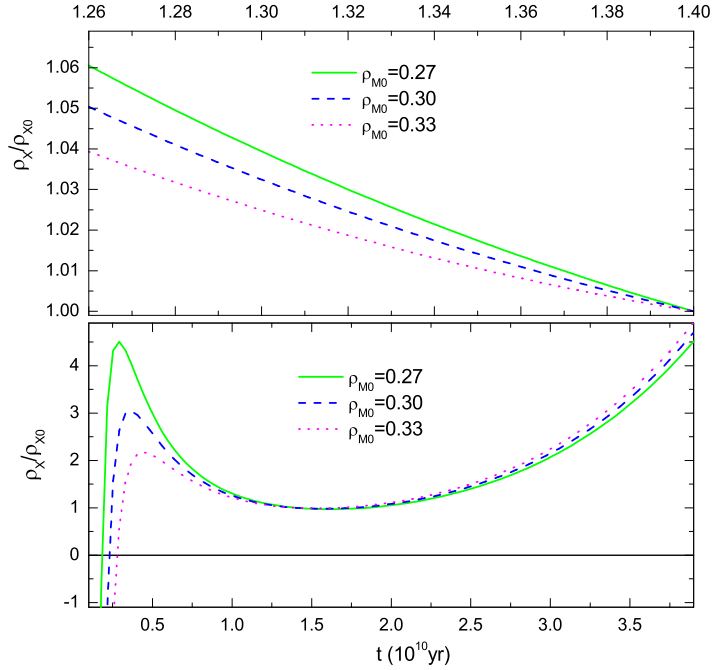


FIG. 3: Dark energy evolution under the three cases, $\rho_{M0} = 0.27, 0.30, 0.33$.

future for $\Omega_{X0} \approx 0.73, 0.70, 0.67$, respectively. From the redshift-time relation $z = \frac{t_0^{n_0+bt_0^m}}{t^{n_0+bt^m}} - 1$ with $m \simeq 3.16$, $b \approx 1.809 \times 10^{-35}$ and $n_0 \approx 0.8239$, we get the redshifts $z_{max} \approx 2.9, 2.2, 1.7$ from $t_{max} \approx 2.86, 3.56, 4.41 Gyr$ for $\Omega_{M0} = 0.27, 0.30, 0.33$, respectively. FIG. 3 shows the time t_c (or the redshift z_c) at which dark energy density $\rho_X = 0$ becomes early (or high) with the increase of the current density ρ_{X0} . For $\rho_{X0} = 0.67 \sim 0.73$, there is $t_c \approx 2.77 Gyr \sim 1.82 Gyr$ (or $z_c \approx 3.0 \sim 4.6$). As a consequence, before t_c (or above z_c), it is about $2.27 Gyr$ (or 3.7) if $\rho_{X0} = 0.7$, dark energy could possibly have undergone a negative energy evolution epoch.

The power-law universe model with time-dependent power is a modification to that with constant power. In the case $m = 3.16$ for which the model predicts the transition redshift $z_T \approx 0.5$, there is $b \approx 1.809 \times 10^{-35}$ and $n_0 \approx 0.8239$, which gives the current value of n , $\tilde{n}_0 = n_0 + bt_0^m \approx 0.8260$, and $\frac{\tilde{n}_0 - n_0}{n_0} \approx 2.5\%$. It is lucky that the change in power is so small in the whole evolution of scalar factor, this implies the model should be high reliable. Considering a spatially flat, isotropic and homogeneous universe consisting of dark matter and dark energy universe, assuming the current Hubble parameter, the cosmological age and the deceleration parameter adopted above, then we can say that the dark energy density has a non-monotonous evolution property [19], is slowly evolving around the current epochs but not a cosmological [20] and will evolve into phantom energy [7, 8] in the future. We think that the use of the power-law universe model with constant power in studying a certain problem concerning the universe evolution, especially, containing the transition, will bring an inexpungible inaccuracy since it describes by no means the the transition process of the universe. The power-law expansion model of the universe with time-dependent power is a kinematic model. However, when combined some popular data and information from the astronomical observations with dynamics equations for spatially flat universe, it doesn't only make the consistent predictions such as the slow dark energy evolution in the current epoch but also can give some interesting hints, the future phantom property of dark energy and the possible negative energy evolution epoch in the past.

Acknowledgement: This work is supported by ITP PHD Project 22B580, Chinese Academy of Science of China and National Nature Science Foundation of China.

- [1] A.G. Riess et al., *Astron. J.*, **116**, 1009 (1998); S. Perlmutter et al., Supernova Cosmology Project Collaboration, *Astrophys. J.*, **517**, 565 (1999); P.M. Garnavich et al., *Astrophys. J.*, **493**, L53 (1998); R.A. Knop et al., Reprint astro-ph/0309368; J.L. Tonry et al., *Astrophys. J.*, **594**, 1 (2003); Reprint astro-ph/0305008.
- [2] P. de Bernardis et al., *Nature*, **404**, 955 (2000); A. Balibi, et al., **545**, L1 (2000); S. Hanany et al., *Astrophys. J.*, **545**, L5 (2000).
- [3] B. Rathra, P.J.E Peebles, *Phys. Rev. D* **37**, 3406 (1988); R.R. Caldwell, R. Dave and Steinhardt, *Phys. Rev. Lett.* **80**, 1582 (1998); I. Zlatev, L. Wang and P.J. Steinhardt, *Phys. Rev. Lett.* **82**, 896 (1999); M. Sami and T. Padmanabhan, *Phys. Rev. D* **67**, 083509 (2003).
- [4] C. Armendariz-Picon, V. Mukhanov, P.J. Steinhardt, *Phys. Rev. D* **63**, 103510 (2001); T. Chiba, *Phys. Rev. D* **66**, 063514 (2002); V. Barger, D. Marfatia, *Phys. Lett. B* **498**, 67 (2001).
- [5] M. C. Bento, O. Bertolami, A.A. Sen, *Phys. Rev. D*, **67**, 063511 (2003); Y.S. Piao, R.G. Cai, Q.G. Huang, X.M. Zhang and Y.Z. Zhang, *Phys. Rev. D* **66**, 121301 (2002).
- [6] A. Yu. Kamenshchik, U. Moschella, V. Pasquier, *Phys. Lett. B* **511**, 265 (2001); V. Gorini, A. Kamenshchik, U. Moschella, *Phys. Rev. D* **67**, 063509 (2003).
- [7] R.R. Caldwell, *Phys. Lett. B* **545**, 23 (2002); R.R. Caldwell, M. Kamionkowski, N.N. Weinberg, *Phys. Rev. Lett.* **91**, 071301 (2003).
- [8] A. E. Schulz, M. White, *Phys. Rev. D* **64**, 043514 (2001); J.g. Hao, X.z.. Li, *Phys. Rev. D* **67**, 107303 (2003); Z.-K. Guo, Y.-S. Piao, Y.-Z. Zhang, **astro-ph/0404225**; A. E. Schulz, M. White, *Phys. Rev. D* **64**, 043514 (2001); L. P. Chimento, and R. Lazkoz, *Phys. Rev. Lett.* **91**, 211301 (2003); P. Singh, M. Sami, N. Dadhich, *Phys. Rev. D* **68**, 023522 (2003); S.M. Carrol, M. Hoffman, and M. Trodden, *Phys. Rev. D* **68**, 023509 (2003); J.M. Cline, S. Jeon, G.D. Moore, **hep-ph/0311312**; M. Sami, A. Toporensky, **gr-qc/0312009**; J.M. Aguirregabiria, L.P. Chimento, R. Lazkoz, **astro-ph/0403157**; E.V. Linder, **astro-ph/0402503**; P.F. Gonzalez-Diaz, **hep-th/0401082**; H. Q. Lu, **hep-th/0312082**; V.B. Johri, **astro-ph/0311293**; H. Stefancica, **astro-ph/0310904**; A. Yurov, **astro-ph/0305019**; M.P. Dabrowski, T. Stachowiak, M. Szydlowski, *Phys. Rev. D* **68**

- 103519 (2003); E. Elizalde, J.E. Lidsey, S. Nojiri, S.D. Odintsov, *Phys. Lett.* **B574**, 1 (2003); S. Nojiri, S.D. Odintsov, *Phys. Lett. B***571**, 1 (2003); *Phys. Lett. B***562**, 147 (2003); **astro-ph/0403622**.
- [9] M.S. Turner and A.G. Riess, **astro-ph/0106051**.
- [10] R.A. Daly and S.G. Djorgovski, *Astron. J.*, **597**, 9 (2003); **astro-ph/0305197**.
- [11] R.A. Daly and S.G. Djorgovski, **astro-ph/0403664**.
- [12] A.G. Riess, et al., **astro-ph/0402512**.
- [13] Z.-H. Zhu, M.-K. Fujimoto, X.-T. He, *Astron. J.*, **603**, 365 (2004).
- [14] U. Alam, V. Sahni, and A.A. Starobinsky, **astro-ph/0403687**.
- [15] A.G. Riess, et al., *Astrophys. J.*, **560**, 49 (2001).
- [16] Y.H. Wei, Y. Tian , **gr-qc/0405038**.
- [17] B.P. Schmidt, et al., *Astrophys. J.* **507**, 46 (1998).
- [18] W.L. Freedman, M.S. Turner, *Rev. Mod. Phys.* **75**, 1433 (2003); J.L. Tonry, *Astrophys. J.*, **594**, 1 (2003); M. Tegmark, et al., *Phys.Rev. D***69**, 103501 (2004).
- [19] Y. Wang, V. Kostov, K. Freese, and J.A. Frieman, and P. Gondolo, **astro-ph/0402080**; Y. Wang and M. Tegmark, **astro-ph/0403292 v2**.
- [20] H.K. Jassal, J.S. Bagla, T. Padmanabhan, **astro-ph/0404378** completely consistent with the cosmological constant as the source of dark energy.

