

# A analytical model for magnetic extraction of energy from black-hole accretion disc

Ding-Xiong Wang<sup>1,2</sup>, Xiao-Long Gong<sup>1</sup>, and Yong-Chun Ye<sup>1</sup>

<sup>1</sup> Department of Physics, Huazhong University of Science and Technology, Wuhan, 430074, China

<sup>2</sup> Send offprint requests to: D.-X. Wang (dxwang@hust.edu.cn)

Received mmddyy/ accepted mmddyy

## ABSTRACT

We propose an analytical model for magnetic extraction of energy from black-hole accretion disc, in which three energy mechanisms are involved. (1) The Blandford-Znajek (BZ) process is related to the open magnetic field lines connecting a black hole (BH) with the astrophysical load, (2) the magnetic coupling (MC) process is related to the closed magnetic field lines connecting the BH with the disc load, and (3) the DL process is related to the open field lines connecting the disc with the astrophysical load. The expressions for the electromagnetic powers and torques are derived by using two equivalent circuits, of which the circuit I is applicable to the BZ and MC processes and the circuit II is applicable to the DL process. We discuss the radiation fluxes from the MC and DL regions, respectively, and compare the relative importance of the three mechanisms in extracting energy from BH-disc system. In addition, we discuss the correlation of the magnetic field configurations with BH evolution in the process of releasing energy.

**Key words:** accretion, accretion discs — black hole physics — galaxies: nuclei, active, jets — magnetic fields

## 1 INTRODUCTION

As is well known, an ordered poloidal magnetic field threading a rotating black hole (BH) and its surrounding accretion disc can produce powerful outflows or jets. The issue of outflows from accretion discs was first discussed by Lovelace (1976), and an effective mechanism for the outflow from a rotating BH was proposed first by Blandford & Znajek (BZ 1977). Recently, the magnetic coupling (MC) process has been regarded as a new mechanism of transferring energy and angular momentum magnetically from a rotating BH to the surrounding disc, which can be regarded as one of the variants of the BZ process (van Putten 1999, hereafter P99; Blandford 1999; Li 2000a; Li & Paczynski 2000; Li 2002a, 2002b, hereafter L02a and L02b, respectively; Wang, Xiao & Lei 2002, hereafter W02; Wang, Lei & Ma 2003, hereafter W03a).

Recently the issue of releasing rotational energy of a BH surrounded by a torus/disc through several channels has been discussed by van Putten and his collaborators (P99; van Putten & Ostriker 2001; van Putten & Levinson, 2003 hereafter P03). They argued that a uniform magnetization of the torus is approximately described by two counter-oriented current rings in the equatorial plane of a rapidly rotating BH, and the positive and negative torques exerted on the inner and outer faces of the torus give rise to a differential

rotation of the torus, and a flow of angular momentum from the inner to the outer face is accomplished through shear forces. Due to the action of an ordered poloidal magnetic field most of the BH-luminosity is incident on the torus, creating a major energy output of the system, and a minor energy output is released in baryon-poor outflows through an open magnetic flux-tube along the spin-axis of the BH.

Similar to the case discussed in P03, we discuss energy extraction from BH-disc system with an ordered poloidal magnetic field configuration in this paper, and three energy mechanisms are involved: (1) The BZ process is related to the open field lines connecting the BH with the astrophysical load, (2) the MC process is related to the closed field lines connecting the BH with the disc, and (3) the DL process is related to the open field lines connecting the disc with the astrophysical load. The DL process is named for its role of extracting energy and angular momentum magnetically from *disc* to *load*. The expressions for powers and torques in the above mechanisms are derived by using two equivalent circuits: circuit I for the BZ and MC processes and circuit II for the DL process. The relative importance of these mechanisms is discussed in detail.

This paper is organized as follows. In § 2 the restriction of the screw instability to the configuration of the magnetic field is discussed, in which the three energy mechanisms are contained. In § 3 we derive the expressions for the powers

and torques of the three mechanisms in two kinds of equivalent circuits for the three energy mechanisms. In § 4 we calculate the radiation fluxes from the MC region and the DL region, respectively. In addition, we discuss the transfer of energy and angular momentum from the MC region to the DL region. In § 5 we compare the relative importance of the three mechanisms in extracting energy from the BH-disc system, and discuss the correlation of the evolution of the magnetic field configurations with the coexistence of the three energy mechanisms. It turns out that the BZ and DL processes always coexist, and the two will disappear simultaneously as the BH spins down to some critical value with the releasing of the rotational energy from the BH-disc system. Only the MC process will continue to work, attaining a stage without energy releasing from the BH. Finally, in § 6, we summarize our main results. Throughout this paper the geometric units  $G = c = 1$  are used.

## 2 MAGNETIC FIELD CONFIGURATIONS CONTAINING THREE ENERGY MECHANISMS

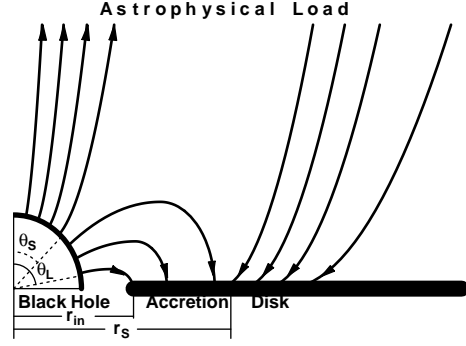
Recently we discussed the condition for the coexistence of the BZ and MC processes (CEBZMC) by assuming that the magnetic flux connecting the BH with the disc load takes precedence over the magnetic flux connecting the BH with the remote load (P99; Wang, Ma, Lei & Yao 2003, hereafter W03b). This assumption is proposed for two reasons: (1) The magnetic field on the horizon is brought and held by the surrounding magnetized disc. (2) The disc is much nearer to the BH than the remote load.

In this paper the effects of the screw instability on the magnetic field configurations are taken into account. As is well known, the magnetic field configurations with both poloidal and toroidal components can be screw unstable (Kadomtsev 1966; Bateman 1978). According to the Kruskal-Shafranov criterion (Kadomtsev 1966), the screw instability will occur, if the toroidal magnetic field becomes so strong that the magnetic field line turns around itself about once. Recently, some authors discussed the screw instability with different conditions in the BH magnetosphere (Gruzinov 1999; Li 2000b; Tomimatsu et al. 2001). Very recently, we discussed the screw instability in the BH-disc system, and found that the CEBZMC always accompanies the screw instability. It turns out that the screw instability will occur at some place away from the inner edge of the disc, provided that the BH spin and the power-law index for the variation of the magnetic field are greater than some critical values (Wang, Ma, Lei & Yao 2004, hereafter W04). The criterion for the screw instability of the magnetic field is given as follows.

$$(2\pi\varpi_D/L) B_D^p/B_D^T < 1, \quad (1)$$

where  $L$  is the poloidal length of the closed field line connecting the BH with the disc,  $B_D^p$  and  $B_D^T$  are the poloidal and toroidal components of the magnetic field on the disc, respectively, and  $\varpi_D$  is the cylindrical radius on the disc and reads

$$\varpi_D = \xi M \chi_{ms}^2 \sqrt{1 + a_*^2 \xi^{-2} \chi_{ms}^{-4} + 2a_*^2 \xi^{-3} \chi_{ms}^{-6}}. \quad (2)$$



**Figure 1.** The poloidal magnetic field configurations restricted by the screw instability (adapted from Figure 4 in P03).

In equation (2)  $M$  and  $a_*$  are the BH mass and spin, respectively. The parameter  $\xi \equiv r/r_{ms}$  is the radial coordinate on the disc, and is defined in terms of  $r_{ms}$ , the radius of the marginally stable orbit. The radius  $r_{ms}$  is related to  $M$  and  $a_*$  by the following relation (Novikov & Thorne 1973),

$$\begin{cases} r_{ms} \equiv M \chi_{ms}^2, \\ \chi_{ms} = \left\{ 3 + A_2 \pm [(3 - A_1)(3 + A_1 + 2A_2)]^{1/2} \right\}^{1/2}, \\ A_1 = 1 + (1 - a_*^2)^{1/3} [(1 + a_*)^{1/3} + (1 - a_*)^{1/3}], \\ A_2 = (3a_*^2 + A_1^2)^{1/2}. \end{cases} \quad (3)$$

According to the criterion (1) the screw instability will occur, provided that the BH spin  $a_*$  and the power-law index  $n$  are great enough (W04). For the given values of  $a_*$  and  $n$  we can determine the disc region for the screw instability by using the criterion (1) as follows,

$$\xi_S < \xi < \infty, \quad (4)$$

where  $\xi_S \equiv r_S/r_{ms}$  is the minimum radial coordinate for the screw instability.

Since the screw instability prevents the closed field lines to reach the region indicated by inequality (4), we think that the configuration of the magnetic field in this region might consist of the open field lines connecting the disc with the astrophysical load. Henceforth this region is referred to as the DL region corresponding to the DL process. Considering the restriction of the screw instability, we modify the magnetic field configurations as shown in Figure 1, and the three mechanisms of extracting energy magnetically from the BH-disc system are included: (1) the BZ process involved the open field lines connecting the BH with the astrophysical load, (2) the MC process involved the closed field lines connecting the BH with the surrounding disc, and (3) the DL process involved the open field lines connecting the disc with the astrophysical load.

Now we give a brief description for the configuration in Figure 1. In W03b we discussed the angular boundary between the open and closed field lines on the BH horizon. It is shown that the boundary angle  $\theta_M$  at the BH horizon exists in the state of CEBZMC, if the parameters  $a_*$  and  $n$  are great enough. In W04 we argued that the state of CEBZMC always accompanies the screw instability, and the minimum radial coordinate  $\xi_S \equiv r_S/r_{ms}$  for this instability can be determined by the criterion (1). Owing to the restriction of

the screw instability to the closed field lines and the action of the magnetic pressure on the horizon, the boundary angle will be extended from  $\theta_M$  to  $\theta_S$ . The angles  $\theta_M$  and  $\theta_S$  are related respectively to infinitive and the radial coordinate  $\xi_S$  by the mapping relation (W04):

$$\cos \theta - \cos \theta_L = \int_1^\xi G(a_*; \xi, n) d\xi, \quad (5)$$

where

$$G(a_*; \xi, n) = \frac{\xi^{1-n} \chi_{ms}^2 \sqrt{1 + a_*^2 \chi_{ms}^{-4} \xi^{-2} + 2a_*^2 \chi_{ms}^{-6} \xi^{-3}}}{2\sqrt{(1 + a_*^2 \chi_{ms}^{-4} + 2a_*^2 \chi_{ms}^{-6})(1 - 2\chi_{ms}^{-2} \xi^{-1} + a_*^2 \chi_{ms}^{-4} \xi^{-2})}}. \quad (6)$$

By using equation (5) we find that  $\theta_M$  is a little less than  $\theta_S$ , and the angular region of the open field lines for the BZ process is given by

$$0 < \theta < \theta_S, \quad (7)$$

and the angular region of the closed field lines for the MC process is given by

$$\theta_S < \theta < \theta_L, \quad (8)$$

where  $\theta_L$  is the lower boundary angle of the closed field lines, which is assumed to be  $\theta_L = 0.45\pi$  throughout this paper. Accordingly, the MC region penetrated by the closed field lines is given by

$$1 < \xi < \xi_S, \quad (9)$$

where  $\xi = 1$  and  $\xi_S$  correspond to  $\theta_L$  and  $\theta_S$  by the mapping relation (5), respectively.

Following Blandford (1976), we assume that the poloidal magnetic field varies with the parameter  $\xi$  on the disc as a power law (W03a, W03b),

$$B_D^p = B_H^p [r_H / \varpi_D(r_{ms})] \xi^{-n}, \quad 1 < \xi < \xi_S, \quad (10)$$

where  $B_H^p$  is the poloidal component of the magnetic field on the horizon, and  $n$  is the power-law index of  $B_D^p$  varying with  $\xi$ . The quantities  $r_H$  and  $\varpi_D(r_{ms})$  are the radius of the horizon and the cylindrical radius of the disc, respectively.

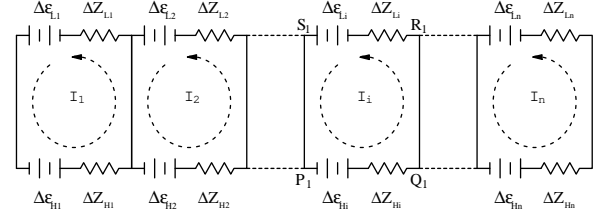
According to the above discussion the value range of the radial coordinate for the DL region is given by equation (4), and we assume that the poloidal magnetic field varies with the parameter  $\xi$  as follows,

$$B_D^p = B_H^p (r_H / r_S) (\xi / \xi_S)^{-n}, \quad \xi_S < \xi < \infty. \quad (11)$$

Equation (11) is similar to equation (10), in which  $\varpi_D(r_{ms})$  and  $\xi_{in} = 1$  are replaced by  $r_S$  and  $\xi_S$ , respectively.

### 3 POWERS AND TORQUES IN THREE ENERGY MECHANISMS

It is tempting for us to discuss the rates of extracting energy from BH accretion disc based on the above magnetic field configurations. In W02 we derived the expressions for the BZ and MC powers by using an equivalent circuit based on the work of MacDonald and Thorne (1982, hereafter MT82) as shown in Figure 2 (henceforth circuit I), where segments  $P_1 S_1$  and  $Q_1 R_1$  represent the two adjacent magnetic surfaces, and segments  $P_1 Q_1$  and  $R_1 S_1$  represent the BH horizon and the loads (either the astrophysical load



**Figure 2.** Equivalent circuit for the BZ and MC process (circuit I)

or the disc load) sandwiched by the two magnetic surfaces, respectively.

By using circuit I we derive the expressions for the BZ power and torque and the MC power and torque as follows,

$$P_{BZ}/P_0 = 2a_*^2 \int_0^\theta \frac{k(1-k) \sin^3 \theta d\theta}{2 - (1-q) \sin^2 \theta}, \quad 0 < \theta < \theta_S \quad (12)$$

$$\begin{aligned} T_{BZ}/T_0 &= 4a_* (1+q) \int_0^\theta \frac{(1-k) \sin^3 \theta d\theta}{2 - (1-q) \sin^2 \theta}, \quad 0 < \theta < \theta_S \end{aligned} \quad (13)$$

$$P_{MC}/P_0 = 2a_*^2 \int_{\theta_S}^\theta \frac{\beta(1-\beta) \sin^3 \theta d\theta}{2 - (1-q) \sin^2 \theta}, \quad \theta_S < \theta < \theta_L \quad (14)$$

$$\begin{aligned} T_{MC}/T_0 &= 4a_* (1+q) \int_{\theta_S}^\theta \frac{(1-\beta) \sin^3 \theta d\theta}{2 - (1-q) \sin^2 \theta}, \quad \theta_S < \theta < \theta_L \end{aligned} \quad (15)$$

where  $\Delta P_{BZ}$ ,  $\Delta T_{BZ}$ ,  $\Delta P_{MC}$  and  $\Delta T_{MC}$  are related by

$$\Delta P_{BZ} = \Omega_F \Delta T_{BZ}, \quad \Delta P_{MC} = \Omega_D \Delta T_{MC}. \quad (16)$$

In equations (12)–(15) the parameters  $k$  and  $\beta$  are respectively the ratios of the angular velocities of the open and closed field lines to the angular velocity of the horizon and read

$$k \equiv \Omega_F / \Omega_H, \quad \beta \equiv \Omega_F / \Omega_H = \Omega_D / \Omega_H = \frac{2(1+q)}{a_*} \left[ (\sqrt{\xi} \chi_{ms})^3 + a_* \right]^{-1}, \quad (17)$$

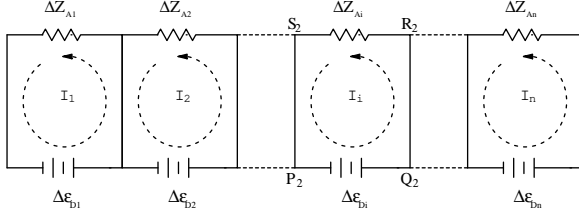
where  $\Omega_F$  is the angular velocity of the magnetic field line,  $\Omega_H$  and  $\Omega_D$  are respectively the angular velocities of the horizon and the disc and read

$$\Omega_H = \frac{a_*}{2r_H}, \quad \Omega_D = \frac{1}{M(\xi^{3/2} \chi_{ms}^3 + a_*)}. \quad (18)$$

Since the field lines are frozen in the disc plasma, the relation  $\Omega_F = \Omega_D$  is assumed for the field lines penetrating the disc. Usually  $k = 0.5$  is taken for the optimal BZ power (MT82), while  $\beta$  depends on the BH spin and the place where the field line is penetrating on the disc. In equations (12)–(15) we use the parameter  $q \equiv \sqrt{1 - a_*^2}$ , and the parameters  $P_0$  and  $T_0$  are defined as

$$\begin{cases} P_0 \equiv (B_H^p)^2 M^2 \\ \quad \approx B_4^2 (M/M_\odot)^2 \times 6.59 \times 10^{28} \text{ erg} \cdot \text{s}^{-1}, \\ T_0 \equiv (B_H^p)^2 M^3 \\ \quad \approx B_4^2 (M/M_\odot)^3 \times 3.26 \times 10^{23} \text{ g} \cdot \text{cm}^2 \cdot \text{s}^{-2}, \end{cases} \quad (19)$$

where  $B_4$  is the strength of the poloidal magnetic field on the horizon in units of  $10^4$  gauss.



**Figure 3.** Equivalent circuit for the DL process (circuit II)

Considering that the poloidal magnetic field will exert a braking torque on the current in the DL region, we can calculate the DL power and torque by using the equivalent circuit as shown in Figure 3. Henceforth this equivalent circuit is referred to as circuit II, where segments  $P_2S_2$  and  $Q_2R_2$  represent the two adjacent magnetic surfaces consisting of the open field lines in the DL region, and segments  $P_2Q_2$  and  $R_2S_2$  represent the disc surface in the DL region and the load sandwiched by the two adjacent magnetic surfaces, respectively. The quantities  $\Delta Z_A$  and  $\Delta \varepsilon_D$  (the subscript “i” is omitted) are the resistance of the load and EMF due to the rotation of the disc, respectively. The disc load is neglected in calculations by considering the perfect conductivity of plasma.

The following equations are used to derive the DL power in circuit II, which are similar to those given in deriving power and torque in the BZ and MC processes (W02).

$$\begin{cases} \Delta P_{DL} = I_{DL}^2 \Delta Z_A, \\ I_{DL} = \Delta \varepsilon_D / \Delta Z_A, \\ \Delta \varepsilon_D = -(\Delta \Psi_D / 2\pi) \Omega_D, \end{cases} \quad (20)$$

where  $I_{DL}$  is the current in each loop of circuit II. The minus sign in  $\Delta \varepsilon_D$  arises from the direction of the magnetic flux between the two adjacent magnetic surfaces, which is given by

$$\Delta \Psi_D = B_D^p 2\pi (\varpi \rho / \sqrt{\Delta})_{\theta=\pi/2} dr. \quad (21)$$

The concerned Kerr metric coefficients are given by (Thorne, Price & MacDonald 1986)

$$\begin{cases} \varpi = (\Sigma/\rho) \sin \theta, \quad \Sigma^2 \equiv (r^2 + a^2)^2 - a^2 \Delta \sin^2 \theta, \\ \rho^2 \equiv r^2 + a^2 \cos^2 \theta, \quad \Delta \equiv r^2 + a^2 - 2Mr. \end{cases} \quad (22)$$

Since the astrophysical load remains unknown, we give some simplified assumptions as follows.

(1) The load is axisymmetric, being located evenly in a plane  $P$  with some height above the disc.

(2) Each open field line intersects with the disc and the plane  $P$  at the cylindrical radii  $r$  and  $r'$ , respectively. The both radii are related by

$$r' = \lambda r, \quad (23)$$

where  $\lambda$  is assumed to be a constant.

(3) The surface resistivity  $\sigma_L$  of the unknown load is assumed to obey the following relation,

$$\sigma_L = \alpha_Z \sigma_H = 4\pi \alpha_Z, \quad (24)$$

where  $\alpha_Z$  is a parameter, and  $\sigma_H = 4\pi = 377 \text{ ohm}$  is the surface resistivity of the BH horizon. Throughout this paper

$\alpha_Z = 1$  is assumed in calculations. The load resistance  $\Delta Z_A$  between the two adjacent magnetic surfaces can be written as

$$\Delta Z_A = \sigma_L \frac{dr'}{2\pi r'} = 2 \frac{dr}{r}, \quad (25)$$

where equations (23) and (24) are used in the last step. Incorporating equation (11) with equations (20)–(25), we have

$$\Delta P_{DL} / P_0 = f(a_*, \xi, n) d\xi, \quad (26)$$

where the function  $f(a_*, \xi, n)$  is expressed by

$$f(a_*, \xi, n) = \frac{(1+q)^2 (1+a_*^2 \chi_{ms}^{-4} \xi^{-2} + 2a_*^2 \chi_{ms}^{-6} \xi^{-3}) \chi_{ms}^4 \xi_S (\xi/\xi_S)^{-2n+3}}{2(\xi^{3/2} \chi_{ms}^3 + a_*)^2 (1-2\chi_{ms}^{-2} \xi^{-1} + a_*^2 \chi_{ms}^{-4} \xi^{-2})}. \quad (27)$$

The DL power is related to the DL torque by

$$\Delta P_{DL} = \Omega_D \Delta T_{DL}, \quad (28)$$

and we have

$$\Delta T_{DL} / T_0 = g(a_*, \xi, n) d\xi, \quad (29)$$

where the function  $g(a_*, \xi, n)$  is expressed by

$$g(a_*, \xi, n) = \frac{(1+q)^2 (1+a_*^2 \chi_{ms}^{-4} \xi^{-2} + 2a_*^2 \chi_{ms}^{-6} \xi^{-3}) \chi_{ms}^4 \xi_S (\xi/\xi_S)^{-2n+3}}{2(\xi^{3/2} \chi_{ms}^3 + a_*) (1-2\chi_{ms}^{-2} \xi^{-1} + a_*^2 \chi_{ms}^{-4} \xi^{-2})}. \quad (30)$$

Integrating equations (26) and (29) over the DL region, we have the DL power and torque expressed by

$$P_{DL}(a_*, \xi, n) / P_0 = \int_{\xi_S}^{\xi} f(a_*, \xi', n) d\xi', \quad (31)$$

$$T_{DL}(a_*, \xi, n) / T_0 = \int_{\xi_S}^{\xi} g(a_*, \xi', n) d\xi'. \quad (32)$$

By using these expressions we shall discuss the radiation fluxes from the disc and compare the extracting powers from the BH in the following sections

## 4 RADIATION FROM THE MC AND DL REGIONS

Radiation from a relativistic steady thin disc around a Kerr BH has been discussed based on the three conservation laws of mass, energy and angular momentum with the “no-torque boundary condition” by some authors (Novikov & Thorne 1973, Page & Thorne 1974, L02a, W03a, W03b). In this paper we shall discuss the radiation fluxes from the MC and DL regions. The situation we encounter is very similar to that in P03 in the following aspects.

(1) The angular momentum is transferred from a rapidly rotating BH to the MC region, on which a positive torque exerts, resulting in a state of suspended accretion.

(2) The angular momentum is transferred magnetically away from the DL region, giving rise to a negative torque exerting on this region. We expect that a flow of angular momentum from the MC region to the DL region is accomplished through shear forces at the boundary  $\xi_S$  between these two regions.

By considering the transfer of the angular momentum from a Kerr BH into the surrounding disc with the three conservation laws and the “no-torque boundary condition”, the radiation flux from the MC region is given by L02a,

$$F_{MC} = \frac{(-\partial\Omega_D/\partial r)}{r(E^\dagger - \Omega_D L^\dagger)^2} \int_{r_{ms}}^r (E^\dagger - \Omega_D L^\dagger) r H_{MC} dr, \quad (33)$$

where  $H_{MC}$  is the flux of angular momentum transferred between the BH and the disc by the magnetic field, and  $E^\dagger$  and  $L^\dagger$  are the specific energy and angular momentum of a particle in the disc, respectively, and they read (Novikov & Thorne 1973)

$$E^\dagger = (1 - 2\chi^{-2} + a_*\chi^{-3}) / (1 - 3\chi^{-2} + 2a_*\chi^{-3})^{1/2}, \quad (34)$$

$$L^\dagger = M\chi(1 - 2a_*\chi^{-3} + a_*^2\chi^{-4}) / (1 - 3\chi^{-2} + 2a_*\chi^{-3})^{1/2}. \quad (35)$$

From equations (34) and (35) we have  $E^\dagger = E_{ms}$ ,  $L^\dagger = L_{ms}$ , and  $\chi = \chi_{ms}$  for  $\xi = 1$ . In W03a and W03b we express  $H_{MC}$  by

$$\partial T_{MC}/\partial r = \frac{(\partial T_{MC}/\partial\theta)(d\theta/d\xi)}{\xi M\chi_{ms}^2} = 4\pi r H_{MC}. \quad (36)$$

Thus we have

$$H_{MC}/H_0 = A(a_*, \xi) \xi^{-n}, \quad 1 < \xi < \xi_S, \quad (37)$$

where  $\partial T_{MC}/\partial\theta$  and  $d\theta/d\xi$  are given by equations (15) and (5), and the concerned quantities are given by

$$H_0 = (B_H^p)^2 M = 1.48 \times 10^{13} \times B_4^2 (M/M_\odot) g \cdot s^{-2}, \quad (38)$$

$$\begin{cases} A(a_*, \xi) = \frac{a_*(1-\beta)(1+q)}{2\pi\chi_{ms}^2 [2\csc^2\theta - (1-q)]} F_H(a_*, \xi), \\ F_H(a_*, \xi) = \frac{\sqrt{1+a_*^2\chi_{ms}^{-4}\xi^{-2}+2a_*^2\chi_{ms}^{-6}\xi^{-3}}}{\sqrt{(1+a_*^2\chi_{ms}^{-4}+2a_*^2\chi_{ms}^{-6})(1-2\chi_{ms}^{-2}\xi^{-1}+a_*^2\chi_{ms}^{-4}\xi^{-2})}}. \end{cases} \quad (39)$$

The emissivity index in the MC region is related to the radiation flux by

$$\alpha \equiv -d \ln F_{MC} / d \ln r, \quad (40)$$

which mimics  $F \propto r^{-\alpha}$  locally. It is argued in W03a and W03b that the radiation flux expressed by equations (33) and (37) produces a very steep emissivity in the MC region, which is consistent with the recent *XMM-Newton* observation of the nearby bright Seyfert 1 galaxy MCG-6-30-15 (Wilms et al. 2001).

In contrast with the radiation flux from the MC region, the radiation flux from the DL region is derived directly from the DL power, i.e.,

$$F_{DL} = \frac{1}{4\pi r} \frac{dP_{DL}}{dr} = \frac{1}{4\pi\xi M^2 \chi_{ms}^4} \frac{dP_{DL}}{d\xi}. \quad (41)$$

Substituting equation (31) into equation (41), we have

$$F_{DL}/F_0 = f(a_*, \xi, n) / (4\pi\xi\chi_{ms}^4), \quad (42)$$

where

$$F_0 \equiv (B_H^p)^2 = 2.998 \times 10^{18} \times B_4^2 \text{ ergs} \cdot \text{cm}^{-2} \cdot \text{s}^{-1}. \quad (43)$$

The angular momentum is transferred magnetically from a rapidly rotating BH to the MC region, while it is transferred magnetically away from the DL region to the remote astrophysical load. Thus there must exist some angular momentum flowing from the MC region to the DL region to

guarantee the balance of the angular momentum. Applying the conservation laws of energy and angular momentum to a ring of width  $r - r + dr$  in the DL region with the suspended accretion, we have the following equations,

$$4\pi r H_{DL} \Omega_D + \frac{\partial}{\partial r} (2\pi r W_\varphi^r \Omega_D) = 0, \quad (44)$$

$$4\pi r H_{DL} + \frac{\partial}{\partial r} [2\pi r W_\varphi^r - T(r)] = 0, \quad (45)$$

where  $W_\varphi^r$  is the internal viscous torque per unit circumference, and  $T(r)$  is the rate of angular momentum transferred from the MC region to the DL region. Incorporating equations (44) and (45), we have

$$\partial T(r)/\partial r = -2\pi r W_\varphi^r \Omega_D^{-1} \partial \Omega_D / \partial r \approx 3\pi W_\varphi^r, \quad (46)$$

where  $\Omega_D^{-1} \partial \Omega_D / \partial r \approx -3/(2r)$  holds for the Keplerian disc. Integrating equation (46), we have

$$T(r) = 3\pi \int_{r_S}^r W_\varphi^r dr = 3\pi \int_{\xi_S}^\xi W_\varphi^r r_{ms} d\xi. \quad (47)$$

Supposing that  $W_\varphi^r$  is proportional to the local poloidal magnetic pressure, we have

$$W_\varphi^r \propto (B_D^p)^2 \propto \xi^{-2n}, \quad (48)$$

where equation (11) is used. Substituting equation (48) into equation (47), we have

$$T_J(\xi) = T_J(\xi_S) (\xi/\xi_S)^{-2n+1}, \quad (49)$$

where  $T_J(\xi_S)$  is the rate of angular momentum transferred at the boundary  $\xi = \xi_S$ . Equation (49) shows that the flow of angular momentum decreases with the increasing  $\xi$ . This result is consistent with the fact that the angular momentum taken away from the DL process is transferred from the MC region, and it is eventually transferred from the rotating BH.

Incorporating equations (33) and (42), we have the radiation fluxes from the MC region and the DL region versus the parameter  $\xi$  as shown in Figures 4 and 5.

Inspecting Figures 4 and 5, we have the following results.

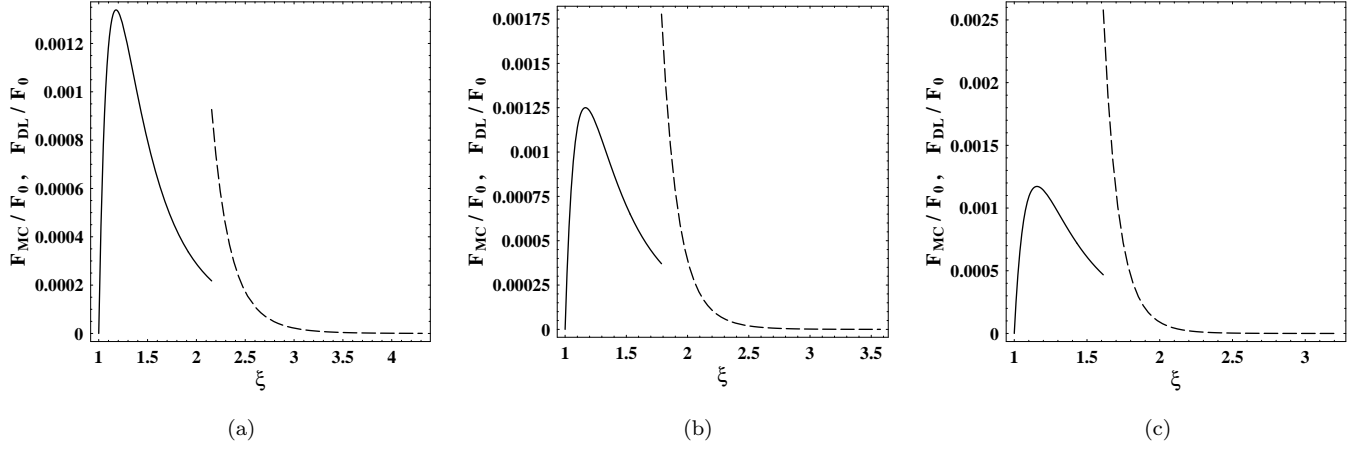
(1) The radiation flux  $F_{MC}/F_0$  always varies nonmonotonically with the radial coordinate  $\xi$ , vanishing at  $\xi = 1$ , and attaining its peak value near the inner edge of the disc, and then decreasing monotonically with the increasing  $\xi$ .

(2) The maximum  $F_{DL}/F_0$  could be greater than the peak  $F_{MC}/F_0$ , if the values of  $a_*$  and  $n$  are high enough as shown in Figures 6b ( $n = 6$ ,  $a_* = 0.9$ ), 6c ( $n = 7$ ,  $a_* = 0.9$ ), and 7c ( $n = 5$ ,  $a_* = 0.998$ ), respectively.

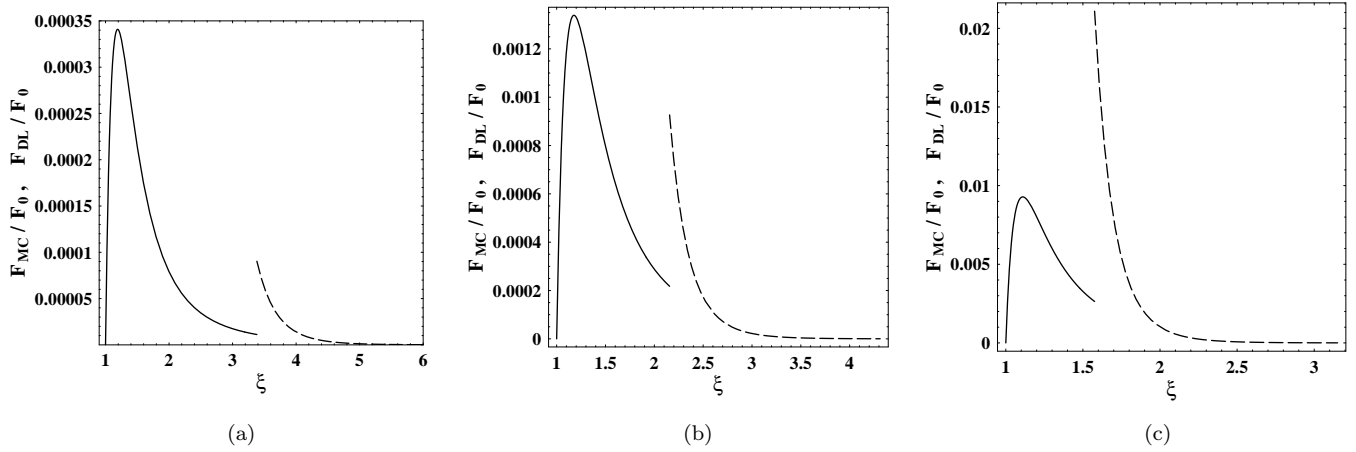
(3) The radiation flux  $F_{DL}/F_0$  always decreases rapidly with the increasing  $\xi$ , attaining its maximum at  $\xi = \xi_S$ . The distributions of  $F_{DL}$  and  $P_{DL}$  concentrate in a narrow ring of  $1 < \xi/\xi_S < 1.6$  as shown in Table 1.

## 5 EFLATIVE IMPORTANCE OF THEEE MECHANISMS IN EXTRACTING ENERGY

Inspecting the expressions for the powers and torques of the three mechanisms, we find that the parameters,  $a_*$  and  $n$ , play very important roles in determining the strengths of these quantities. By using equations (12), (14) and (31) we can compare the relative importance of the three energy mechanisms in extracting energy from the BH-disc system.



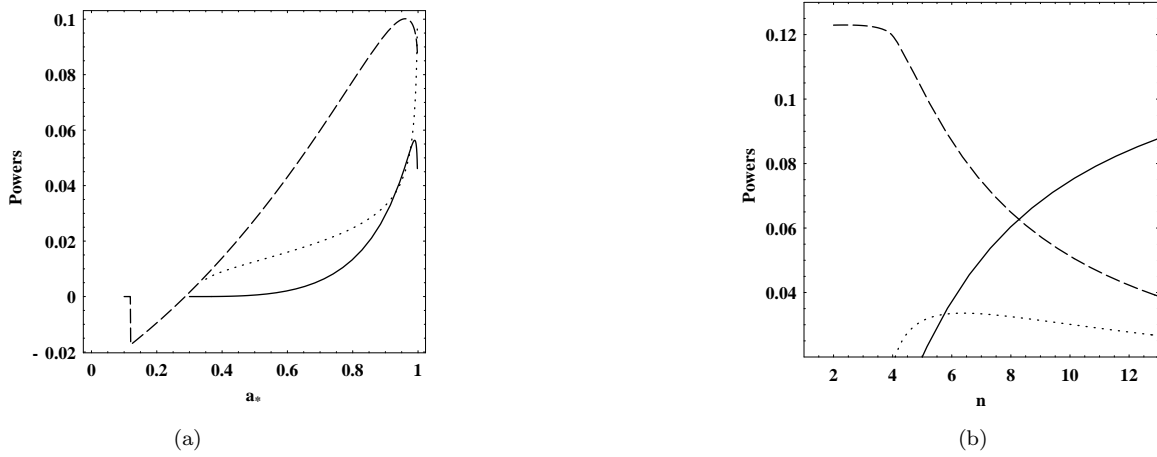
**Figure 4.** The fluxes  $F_{MC}/F_0$  (solid line) and  $F_{DL}/F_0$  (dashed line) versus  $\xi$  with  $a_* = 0.9$  and different values of  $n$ , (a)  $n = 5$ , (b)  $n = 6$  and (c)  $n = 7$ .



**Figure 5.** The fluxes  $F_{MC}/F_0$  (solid line) and  $F_{DL}/F_0$  (dashed line) versus  $\xi$  with  $n = 5$  and different values of  $a_*$ , (a)  $a_* = 0.7$ , (b)  $a_* = 0.9$  and (c)  $a_* = 0.998$ .

**Table 1.** The values of  $\xi/\xi_s$  corresponding to different ratios  $F_{DL}/F_{DL}^{max}$  and  $P_{DL}/P_{DL}^{max}$  with different values of  $a_*$  and  $n$

$a_*$	$n$	$F_{DL}^{max}/F_0$	$F_{DL}/F_{DL}^{max}$	$\xi/\xi_s$	$P_{DL}^{max}/P_0$	$P_{DL}/P_{DL}^{max}$	$\xi/\xi_s$
0.7	5	$9.03 \times 10^{-5}$	0.05	1.309	0.0164	0.95	1.389
			0.01	1.513		0.99	1.658
0.9	5	$9.27 \times 10^{-4}$	0.05	1.302	0.0312	0.95	1.381
			0.01	1.503		0.99	1.645
0.998	5	$2.11 \times 10^{-2}$	0.05	1.266	0.0931	0.95	1.336
			0.01	1.445		0.99	1.573
0.9	6	$1.78 \times 10^{-3}$	0.05	1.249	0.0312	0.95	1.301
			0.01	1.409		0.99	1.500
0.9	7	$2.58 \times 10^{-3}$	0.05	1.212	0.0334	0.95	1.249
			0.01	1.346		0.99	1.408



**Figure 6.** The BZ power  $P_{BZ}/P_0$  (solid line), the MC power  $P_{MC}/P_0$  (dashed line) and the DL power  $P_{DL}/P_0$  (dotted line) (a) versus the BH spin  $a_*$  with  $n = 5.5$ , and (b) versus the power-law index  $n$  with  $a_* = 0.9$ . The DL power is calculated for  $\xi_S < \xi < 10^4$ .

The curves of the BZ power, the MC power and the DL power versus the parameters,  $a_*$  and  $n$  are shown in Figure 6.

From Figures 6 we find that all the three powers depend sensitively on the parameters  $a_*$  and  $n$ , and we have the following results.

(1) For the given  $n$  both the BZ and the MC powers vary non-monotonically with the BH spin  $a_*$ , attaining their maxima as the BH spin approaches unity, while the DL power increases monotonically with the increasing  $a_*$ .

(2) For the given  $a_*$  the BZ power increases monotonically, the MC power decreases monotonically with the increasing  $n$ . This results arise from the BZ region increasing with the boundary angle  $\theta_S$ , which increases with the index  $n$  by the mapping relation (5).

(3) For the given  $a_*$  the DL power varies non-monotonically with the increasing  $n$ , attaining its maximum value  $P_{DL} \approx 0.034$  with  $n = 6.39$ .

(4) The MC power is generally greater than the BZ power, if the power-law index  $n$  is not very great. The DL power is generally less than the BZ and MC powers, and it is comparable with the latter two powers as the BH spin  $a_*$  approaches unity.

From the above results we conclude that the BZ and DL powers are generally dominated by the MC power, except in the very extreme cases.

We can discuss the relative importance of the three energy mechanisms in another aspect. Based on the conservation laws of energy and angular momentum the evolution of the central BH with the state of suspended accretion is governed by the following equation,

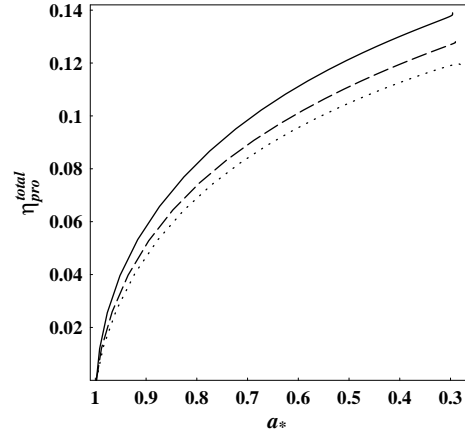
$$dM/dt = -(P_{BZ} + P_{MC}), \quad (50)$$

$$dJ/dt = -(T_{BZ} + T_{MC}). \quad (51)$$

Incorporating equations (50) and (51), we have the evolution equation of the BH spin as follows,

$$da_*/dt = -M^{-2}(T_{BZ} + T_{MC}) + 2M^{-1}a_*(P_{BZ} + P_{MC}). \quad (52)$$

Combining equation (50) with equation (52), we express the BH mass in terms of the BH spin by



**Figure 7.** The curves of  $\eta_{pro}^{total}$  versus  $a_*$  with  $a_*(0) = 0.998$  and  $n = 4, 5, 6$  in solid, dashed and dotted lines, respectively.

$$dM/M = \frac{da_*}{M^{-1}(T_{BZ} + T_{MC})/(P_{BZ} + P_{MC}) - 2a_*}. \quad (53)$$

Integrating equation (53), we have

$$M/M(0) = \exp \left[ \int_{a_*(0)}^{a_*} \frac{da_*}{M^{-1}(T_{BZ} + T_{MC})/(P_{BZ} + P_{MC}) - 2a_*} \right], \quad (54)$$

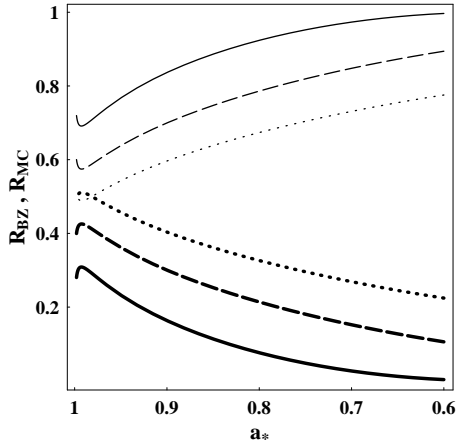
where  $M(0)$  and  $a_*(0)$  are the initial values of the BH mass and spin, respectively.

The total efficiency of converting the BH mass-energy into the radiation energy in evolving from the initial state of  $M(0)$  and  $a_*(0)$  to the final state of  $M$  and  $a_*$  is expressed by

$$\eta_{pro}^{total} = 1 - M/M(0). \quad (55)$$

The total efficiency  $\eta_{pro}^{total}$  also depends on the parameters  $a_*$  and  $n$ , and the curves of  $\eta_{pro}^{total}$  versus  $a_*$  for the given values of  $a_*(0)$  and  $n$  are shown in Figure 7.

Inspecting Figure 7, we find that the efficiency  $\eta_{pro}^{total}$  increases monotonically in spinning down the BH, and the



**Figure 8.** The ratios  $R_{BZ}$  (thick lines) and  $R_{MC}$  (thin lines) versus the BH spin  $a_*$  with  $n = 5, 6, 7$  in solid, dashed and dotted lines, respectively.

less value of  $n$  corresponds to the greater value of  $\eta_{pro}^{total}$  for the same value of  $a_*$ . The relative importance of the BZ and MC processes in extracting the rotational energy of the BH depends on the magnetic field configuration, which evolves with the spinning down of the BH. The ratios of the contributions due to the BZ and MC processes are defined by

$$R_{BZ} = P_{BZ}/(P_{BZ} + P_{MC}), \quad (56)$$

$$R_{MC} = P_{MC}/(P_{BZ} + P_{MC}). \quad (57)$$

Incorporating equations (56) and (57) with equations (12) and (14), we have the curves of  $R_{BZ}$  and  $R_{MC}$  versus  $a_*$  for the given values of  $n$  as shown in Figure 8.

Inspecting Figure 8, we find that  $R_{MC}$  is generally greater than  $R_{BZ}$ , except the very extreme case, such as  $n = 7$  with  $a_* > 0.981$  as shown by the intersection of the thick and thin dotted lines. In addition,  $R_{BZ}$  becomes less and less, while  $R_{MC}$  becomes greater and greater with the spinning down of the BH.

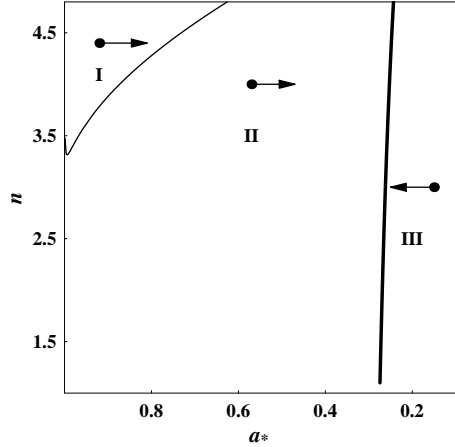
From the above discussion we have the following results on the coexistence of the three energy mechanisms.

(1) The coexistence of the three energy mechanisms depends on the magnetic field configurations, which implies the presence of the boundary angle  $\theta_S$  and the boundary radius  $r_S$ . The BH spin and the power-law index should be greater than some critical values for the coexistence of the three mechanisms.

(2) Since the radius  $r_S$  is related to  $\theta_S$  by the mapping relation (5), the BZ and DL mechanisms always coexist, and they disappear simultaneously as the BH spin decreases to a critical value. In this stage only the MC mechanism works in the remaining process of extracting the rotational energy from the BH.

(3) According to equation (50), the process of extracting rotational energy of a BH will stop completely, provided that the BH eventually evolves to the stage with  $dM/dt = 0$  for  $P_{MC} = 0$ .

We can describe the evolution of the magnetic field con-



**Figure 9.** Parameter space for the evolution of the magnetic field configurations in extracting energy from a rotating BH.

figurations in 2-dimension space consisting of the parameters  $a_*$  and  $n$  as shown in Figure 9.

In Figure 9 the parameter space is divided into three regions, i.e., region I, II and III, by a thin line and a thick line, which represent the contours of  $\theta_S = 0$  and  $P_{MC} = 0$ , respectively. The evolution states of the BH are represented by the black dots with arrowheads towards the right and the left, indicating the BH spinning down and up, respectively. The evolution of the BH and the magnetic field configurations are described as follows.

(1) In region I the three energy mechanisms coexist with  $P_{BZ} > 0$ ,  $P_{MC} > 0$  and  $P_{DL} > 0$  in the magnetic field configurations with  $\theta_S > 0$  and  $r_S < \infty$ , and the BH is spinning down with the black dot moving towards the right.

(2) In region II only the MC mechanism works with  $P_{MC} > 0$  and  $P_{BZ} = P_{DL} = 0$ . The magnetic field configurations consist of the closed field lines connecting the BH with the disc, and the BH is spinning down with the black dot moving towards the right.

(3) In region III only the MC mechanism works with  $P_{MC} < 0$  and  $P_{BZ} = P_{DL} = 0$ . The magnetic field configurations consist of the closed field lines connecting the BH with the disc, and the BH is spinning up with the black dot moving towards the left.

## 6 DISCUSSION

In this paper an analytical model for magnetic extraction of energy and angular momentum from BH-disc system is discussed, in which three energy mechanisms are involved. It turns out the BZ process, the MC process and the DL process can coexist, provided that the BH spin and the power-law index for the variation of the poloidal magnetic on the disc are great enough. However the BZ and DL processes might disappear simultaneously, if the BH spin decreases to some critical values. It is shown that the BZ and DL powers are generally dominated by the MC power except in the very extreme cases, such as the BH spin approaches unity or the power-law index is extraordinarily high. It is argued that the angular momentum transferred away from the DL



region comes from the MC region, which is eventually transferred from the rotating BH into the MC region by the closed field lines. The magnetic field configurations of this model are very similar to those discussed in P03, except that the BH is surrounded by a thin disc rather than a torus. Similar results are obtained in these two cases, i.e., the energy transferred magnetically from the rotating BH to the surrounding disc/torus dominates the energy transferred from the rotating BH to the remote astrophysical load. It implies that a spin-connection between the BH and surrounding magnetized matter channels most of the liberated BH-spin energy, while open magnetic flux-tubes channel a remaining, small fraction of liberated BH-spin energy to infinity. Furthermore, this domination of the former channel over the latter one becomes more remarkable with the decreasing of the BH spin.

It is shown in L02b and W03b that the very steep emissivities is regarded as the main feature of the magnetic connection between the BH and the disc, which is consistent with the recent *XMM-Newton* observation of the nearby bright Seyfert 1 galaxy MCG-6-30-15. In addition, some high energy radiations, such as jets and gamma ray bursts, are believed to come from BH-systems with an ordered poloidal magnetic field. The model containing the three energy mechanisms provides a possible way for explaining such high energy radiations, where the magnetic field configurations play very crucial roles. We shall apply this model to powering jets and GRBs in the future work.

**Acknowledgments.** This work is supported by the National Natural Science Foundation of China under Grant Numbers 10173004, 10373006 and 10121503. The anonymous referee is thanked for his suggestion on the spin-connection between the BH and surrounding magnetized matter.

## REFERENCES

- Bateman G. *MHD Instabilities*, 1978, (Cambridge: The MIT Press)
- Blandford R. D., 1976, MNRAS, 176, 465
- , 1999, in ASP Conf. Ser. 160, *Astrophysical Discs: An EC Summer School*, ed. J. A. Sellwood & J. Goodman (San Francisco: ASP), 265
- Blandford R. D., & Znajek R. L., 1977, MNRAS, 179, 433
- Gruzinov A., 1999, astro-ph/9908101
- Kadomtsev B. B., 1966, Rev. Plasma Phys., 2, 153
- Li L. -X., Paczynski, B., 2000, ApJ, 534, L 197
- Li L. -X., 2000a, ApJ, 533, L115
- , 2000b, ApJ, 533, L115
- , 2002a, ApJ, 567, 463 (L02a)
- , 2002b, A&A, 392, 469 (L02b)
- Lovelace, R. V. E., 1976, Nature, 262, 649
- MacDonald, D., & Thorne, K. S., 1982, MNRAS, 198, 345 (MT82)
- Novikov I. D., & Thorne, K. S., 1973, in *Black Holes*, ed. Dewitt C, Gordon and Breach, New York (NT73)
- Page D. N., Thorne K. S., 1974, ApJ, 191, 499
- Thorne K. S., Price R. H., Macdonald D. A., 1986, *Black Holes: The Membrane Paradigm*, Yale Univ. Press, New Haven
- Tomimatsu A., Matsuoka T., & Takahashi M., 2001, Phys. Rev. D64, 123003
- van Putten M. H. P. M., 1999, Science, 284, 115 (P99)
- van Putten M. H. P. M., & Ostriker, E.C., 2001, ApJ, 552, L31
- van Putten M. H. P. M., & Levison, A., 2003, ApJ, 584, 937 (P03)
- Wang, D.-X., Xiao K., & Lei W.-H., 2002, MNRAS, 335, 655 (W02)
- Wang, D.-X., Lei W.-H., & Ma R.-Y., 2003, MNRAS, 342, 851 (W03a)
- Wang D.-X., Ma R.-Y., Lei W.-H., & Yao G.-Z., 2003, ApJ, **595**, 109 (W03b)
- Wang D.-X., Ma R.-Y., Lei W.-H., & Yao G.-Z., 2004, ApJ, **601**, 1031 (W04)
- Wilms J. et al., 2001, MNRAS, 328, L27