

# Quakes in Solid Quark Stars

A. Z. Zhou<sup>1</sup>, R. X. Xu<sup>2</sup>, X. J. Wu<sup>2</sup>, N. Wang<sup>3</sup>, and X. Y. Hong<sup>1</sup>

<sup>1</sup>Shanghai Astronomical Observatory, Chinese Academy of Sciences, Shanghai 200030, China

<sup>2</sup>Astronomy Department, School of Physics, Peking University, Beijing 100871, China

<sup>3</sup>Urumqi Station, the National Astronomical Observatories, the Chinese Academy of Sciences, Urumqi 830011

Received ; Accepted

**Abstract.** A starquake mechanism for pulsar glitches is developed in the solid quark star model. It is found that the general glitch natures (i.e., the glitch amplitudes and the time intervals) could be reproduced if solid quark matter, with high baryon density but low temperature, has properties of shear modulus  $\mu = 10^{30-34}$  erg/cm<sup>3</sup> and critical stress  $\sigma_c = 10^{18-24}$  erg/cm<sup>3</sup>. The post-glitch behavior may represent a kind of damped oscillations.

**Key words.** pulsars: general — dense matter — stars: neutron — elementary particles

## 1. Introduction

The observation of free precession in PSR B1828-11 (Stairs, Lyne & Shemar 2000) and PSR B1642-03 (Shabanova, Lyne & Urama 2001) challenges astrophysicists today to re-consider the internal structure of radio pulsars (Horvath 2004). The current model for glitches involves neutron superfluid vertex pinning and the consequent fluid dynamics. However, the pinning should be much weaker than predicted in the glitch models, otherwise the vortex pinning will damp out the precession on timescales being much smaller than observed. In addition the picture, that a neutron star core containing coexisting neutron vertices and proton flux tubes, is also inconsistent with observations of freely precessing pulsars (Link 2003). It is then supposed that the hydrodynamic forces presented in a precessing star are probably sufficient to unpin all of the vortices of the inner crust (Link & Cutler 2002) since a definitive conclusion on the nature of vertex pinning has not been reached yet due to various uncertainties in the microscopic physics. But recently, Levin & D'Angelo (2004) studied the magnetohydrodynamic coupling between the crust and the core of a rotating neutron star, and found that the precession of PSR B1828-11 should decay over

a human lifetime. This well-defined MHD dissipation should certainly be important in order to test the stellar models.

An alternative way to understand both glitch and free-precession could be through the suggestion that radio pulsars are solid quark stars (Xu 2003, 2004). A solid quark star is just a rigid-like body, no damping occurs, and the solid pulsar model may survive future observational tests if the free precession keeps the same over several tens of years. A neutron star could not be in a solid state, since at least the part with approximately the nuclear saturation density is in a fluid state; whereas a cold quark star could be solid. Such a solid state of quark matter could be very probably Skyrme-like<sup>1</sup> (Ouyed & Butler 1999; Lee et al. 2003), the study of which may help us to understand dense quark matter with low temperature.

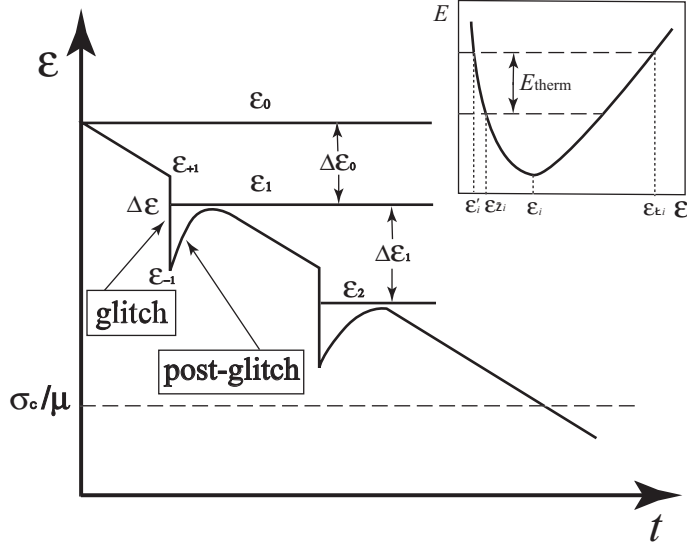
Fluid strange-star (even with possible crusts) models were noted to be inconsistent with the observations of pulsar glitches more than two decades ago (Alpar 1987). Modifications with the inclusion of possible stable particles to form a differentiated structure of so-called strange pulsars was also suggested (Benvenuto, Horvath & Vucetich 1990), but is not popular because of a disbelief in the employed physics (Heiselberg, Pethick & Staubo 1993; Horvath 2004). However, can a fully solid quark star proposed (Xu 2003) really reproduce the glitch behaviors observed? One negative issue is that giant glitches are generally not able to occur at an observed rate in a solid neutron star (Baym & Pines 1971). Nonetheless, more strain energy could be stored in a solid quark star due to an almost uniform distribution of density (the density near the surface of a bare strange star is  $\sim 4 \times 10^{14} \text{ g/cm}^3$ ) and high shear modulus introduced phenomenologically for solid quark matter with strangeness, which may enable a solid pulsar to glitch frequently with large amplitudes. Furthermore, the post-glitch behaviors may represent damped vibrations. In this paper, we try to model glitches in a starquake scenario of solid quark stars.

## 2. The model

A quake model for a star to be mostly solid was generally discussed by Baym & Pines (1971), who parameterized the dynamics for solid crusts of neutron stars. Strain energy develops when a solid star spins down until a quake occurs when stellar stresses reach a critical value. Two possibilities were considered previously. Ruderman (1969) assumed that the entire strain energy is relieved in the quake, while Baym & Pines (1971) suggested only part of the stress is released and that the plastic flow is negligible. We present a third possibility that, during a quake, the entire stress is relieved at first when the quake cracks the star in pieces of small size (the total released energy  $E_t$  may be converted into thermal energy  $E_{\text{therm}}$  and kinematic energy  $E_k$  of plastic flow,  $E_t = E_{\text{therm}} + E_k$ ), but the part of  $E_k$  might be re-stored by stress due to the anelastic flow (i.e., the kinetic energy is converted to strain energy again). As shown in Fig.1, a quark star may solidify with an initial oblateness  $\varepsilon_0$ ; stress (to be relative to  $\varepsilon_0$ ) increases as the star losses its rotation

---

<sup>1</sup> Skyrme (1962) considered baryons as solitons. The  $n$ -quark clusters might also be described as solitons in a similar way.



**Fig. 1.** The oblateness as a function of time,  $\varepsilon(t)$ . The horizontal solid lines are for the reference points of the strain. The steps, drawn very exaggerated, are starquakes. No starquake occurs anymore when  $\varepsilon$  falls below  $\sigma_c/\mu$  (i.e., the stress can not be large enough for a quake).

energy, until the star reaches an oblateness  $\varepsilon_{+1}$ . A quake occurs then, and the reference point of strain energy should be changed to  $\varepsilon_1$  (the oblateness of a star without shear energy) at this moment. Damped vibrations in the potential field (see the inserted up-right part of Fig.1) occur therefore. After a glitch, the star solidifies and becomes elastic body again. No memory of the first glitch affects the second one.

The density of quark stars with mass  $\lesssim 1.5M_\odot$  can be well approximated to be uniform (Alcock, Farhi & Olinto 1986). As a star, with an initial value  $\varepsilon_0$ , slows down, the expected  $\varepsilon$  decreases with increasing period. However, the rigidity of the solid star causes it to remain more oblate than it would be had it no resistance to shear. The strain energy in the star reads (Baym & Pines 1971)

$$E_{\text{strain}} = B(\varepsilon - \varepsilon_0)^2, \quad (1)$$

and the mean stress  $\sigma$  in the star is

$$\sigma = \left| \frac{1}{V} \frac{\partial E_{\text{strain}}}{\partial \varepsilon} \right| = \mu(\varepsilon_0 - \varepsilon), \quad (2)$$

where  $\varepsilon$  is stellar oblateness<sup>2</sup>,  $V = 4\pi R^3/3$  is the volume of the star, and  $\mu = 2B/V$  is the mean shear modulus of the star.

The total energy of such a rotating star with mass  $M$  and radius  $R$  is the sum of the gravitational energy  $E_{\text{gravi}}$ , the rotation energy  $E_{\text{rot}}$ , the strain energy  $E_{\text{strain}}$ , the bulk energy  $E_v$ , and the

<sup>2</sup> The eccentricity  $e$  is defined by  $e^2 = 1 - c^2/a^2$  ( $a$  and  $c$  are the semimajor and semiminor axes, respectively). The oblateness (or ellipticity)  $\varepsilon \equiv (I - I_0)/I_0$  ( $I_0$  is the nonrotating, spherical moment of inertia) is related to  $e$  through  $\varepsilon = (1 - e^2)^{-1/3} - 1 \approx e^2/3$ .

surface energy  $E_s$ ,

$$\begin{aligned} E &= E_{\text{gravi}} + E_{\text{rot}} + E_{\text{strain}} + E_v + E_s \\ &= E_0 + A\varepsilon^2 + L^2/(2I) + B(\varepsilon - \varepsilon_i)^2 + E_v + E_s, \end{aligned} \quad (3)$$

where  $\varepsilon_i$  is the reference oblateness before the  $(i+1)$ -th glitch occurs,  $E_0 = -3M^2G/(5R)$ ,  $I$  is the moment of inertia,  $L = I\Omega$  is the stellar angular momentum,  $\Omega = 2\pi/P$  ( $P$  the rotation period), and the coefficients  $A$  and  $B$  measure the gravitational and strain energies (Baym & Pines 1971), respectively,

$$A = \frac{3}{25} \frac{GM^2}{R}, \quad (4)$$

$$B = \frac{2}{3} \pi R^3 \mu. \quad (5)$$

The changes of  $E_v$  and  $E_s$  are much smaller than that of  $E_{\text{gravi}}$ ,  $E_{\text{rot}}$ , or  $E_{\text{strain}}$  when a star spins down, according to a mass formula for strange quark matter to be analogous to the Bethe-Weizsacher semi-empirical mass function (Desai, Crawford & Shaw 1993). We therefore neglect  $E_v$  and  $E_s$  in the following calculations. If the kilohertz quasi-periodic oscillations are relevant to the global oscillation behavior of solid quark stars, the shear modulus could be (Xu 2003)  $\mu \sim 10^{32}$  erg/cm<sup>3</sup>, which is much larger than the value ( $\sim 10^{28}$  erg/cm<sup>3</sup>) of neutron star crust. This is unsurprise due to much high density.

By minimizing the total energy  $E$ , a real state satisfies (note that  $\partial I(\varepsilon)/\partial \varepsilon = I_0$ ),

$$\varepsilon = \frac{I_0 \Omega^2}{4(A+B)} + \frac{B}{A+B} \varepsilon_i. \quad (6)$$

The reference oblateness is assumed, by setting  $B = 0$  in Eq.(6), to be

$$\varepsilon_i = I_0 \Omega^2 / (4A). \quad (7)$$

A star with oblateness of Eq.(7) is actually a Maclaurin sphere. When the star spins down to  $\Omega$ , the stress develops to

$$\sigma = \mu \left[ \frac{A}{A+B} \varepsilon_i - \frac{I_0 \Omega^2}{4(A+B)} \right], \quad (8)$$

according to Eq.(2). A glitch takes place if the stress is greater than a critical one,  $\sigma > \sigma_c$ .

The first quake is characterized by a sudden shift of  $\varepsilon$ , the amount of which is

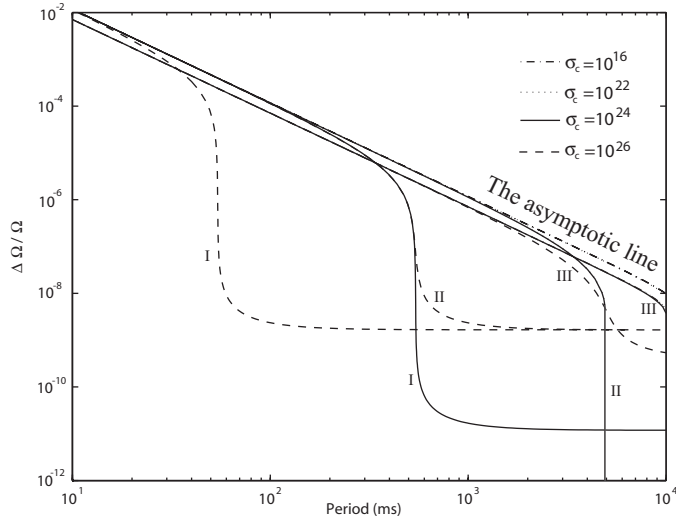
$$\Delta \varepsilon = \varepsilon_{+1} - \varepsilon_{-1}, \quad (9)$$

where the reference point is changed from  $\varepsilon_0$  to  $\varepsilon_1$ . Due to the conservation of stellar angular momentum, the sudden change in the oblateness results in an increase of spin frequency,

$$\frac{\Delta \Omega}{\Omega} = -\frac{\Delta I}{I} = \Delta \varepsilon. \quad (10)$$

Starquakes would also produce a thermal energy dissipation during glitches that could be expected to be observable as an increase of X-ray luminosity soon after glitch. According to the conservation of energy, one obtains from Eq.(3),

$$\begin{aligned} A\varepsilon_{+1}^2 + 0.5\varepsilon_{+1}I_0\Omega_1^2 + B(\varepsilon_{+1} - \varepsilon_0)^2 &= A\varepsilon_{-1}^2 + \\ &0.5\varepsilon_{-1}I_0\Omega_1^2 + B(\varepsilon_{-1} - \varepsilon_1)^2 + E_{\text{thermal}}, \end{aligned} \quad (11)$$



**Fig. 2.** The fractional increase in the spin frequency during a glitch,  $\Delta\Omega/\Omega$ , vs. the rotation period,  $P$ . The lines labelled I, II, and III are for different shear modulus,  $\mu$ . I:  $\mu = 10^{30}$  erg/cm<sup>3</sup>, II:  $\mu = 10^{32}$  erg/cm<sup>3</sup>, and III:  $\mu = 10^{34}$  erg/cm<sup>3</sup>. The dash-dot, dotted, solid and dashed lines are for  $\sigma_c = 10^{16}$ ,  $\sigma_c = 10^{22}$ ,  $\sigma_c = 10^{24}$  and  $\sigma_c = 10^{26}$  erg/cm<sup>3</sup>, respectively. We observe that the curves tend towards the asymptotic line when  $\sigma_c < \sim 10^{22}$  erg/cm<sup>3</sup>. The stellar mass and mean density are chosen to be mass  $M = 1.4M_\odot$  and density  $\rho = 4 \times 10^{14}$  g/cm<sup>3</sup> in the calculations.

where  $\Omega_1$ , which can be obtained by  $\sigma = \sigma_c$  from Eq.(8), is the spin frequency when the first quake occurs,  $E_{\text{thermal}}$  is the released energy in a starquake. The observed glitch size  $\Delta\Omega/\Omega$  can be calculated from Eq.(6) to Eq.(11). The calculations, based on these equations, are parameterized by five input quantities:  $M$ ,  $\rho$ ,  $\mu$ ,  $\sigma_c$  and  $E_{\text{thermal}}$ , and two of them are fixed to be  $M = 1.4M_\odot$  and  $\rho = 4 \times 10^{14}$  g/cm<sup>3</sup>. Fig. 2 shows the results for various  $\mu$  and  $\sigma_c$ . We see that, for  $\sigma_c > \sim 10^{22}$  erg/cm<sup>3</sup>,  $\Delta\Omega/\Omega$  decays to be a constant for pulsars with large rotation periods. Small  $\mu$  may generally result also in a small jump of  $\Delta\Omega/\Omega$  for a certain period  $P$ . However, for  $\sigma_c < \sim 10^{22}$  erg/cm<sup>3</sup>, the asymptotic line is reached, which means that  $\ln(\Delta\Omega/\Omega) \propto -\ln P$ . We choose  $E_{\text{therm}} = 10^{36}$  erg/cm<sup>3</sup> in computation, but the curves do not depend sensitively on  $E_{\text{therm}}$ .

After the first quake, from Eq.(8), the stress in the star builds up again, at a rate of

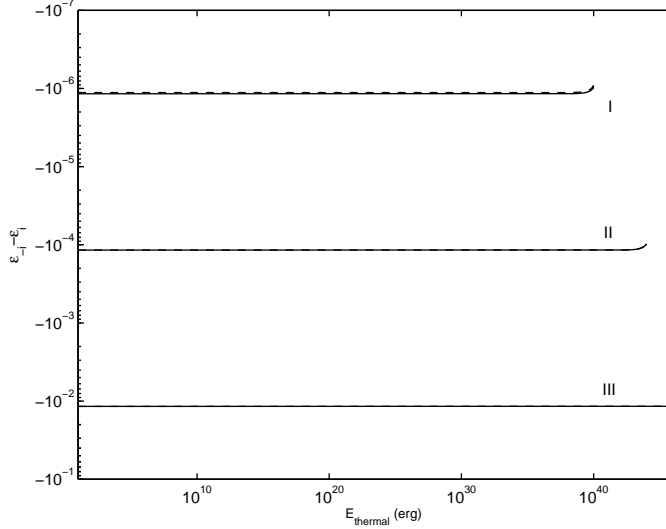
$$\dot{\sigma} = -\mu\dot{\epsilon} = -\frac{\mu I_0}{2(A+B)}\Omega\dot{\Omega}, \quad (12)$$

which is almost a constant for a certain pulsar with  $P$  and  $\dot{P}$  during a period when the effect of  $\dot{P}$  is negligible. Another quake occurs after a time of

$$t_q = \sigma_c / \dot{\sigma}. \quad (13)$$

The calculation for certain  $P$  and  $\dot{P}$  is presented in Fig.3. For a certain set of  $\{P, \dot{P}\}$ , the interval  $t_q$  become longer for a higher value of  $\sigma_c$ . It is, however, not necessary to expect that a radio pulsar should jump its rotation periodically, because of no reason to show that the critical value  $\sigma_c$  (and maybe  $\mu$ ) keeps a constant during its life. The time separation  $t_q$  may present a quasi-periodic nature if  $\sigma_c$  has a Gaussian distribution.

**Fig. 3.** Contour lines of the time separation between two quakes,  $t_q$ , on the  $P - \dot{P}$  diagram. This glitching interval time  $t_q$  is labelled to the lines in unit of years. The parameters are taken as:  $M = 1.4M_\odot$ ,  $\rho = 4 \times 10^{14} \text{ g/cm}^3$ , and  $\mu = 10^{32} \text{ erg/cm}^3$ . Results with three values of  $\sigma_c$  ( $10^{18}$ ,  $10^{21}$ , and  $10^{24} \text{ erg/cm}^3$ ) are for indications. The pulsar data are downloaded from <http://www.atnf.csiro.au/research/pulsar/psrcat>.



**Fig. 4.** The difference of  $\epsilon_{-i} - \epsilon_i$  as a function of  $E_{\text{therm}}$ . The lines are grouped for different periods; “I”:  $P = 1 \text{ s}$ , “II”:  $P = 0.1 \text{ s}$ , and “III”:  $P = 0.01 \text{ s}$ . The solid and dashed lines are for  $\sigma_c = 10^{16}$  and  $\sigma_c = 10^{24} \text{ erg/cm}^3$ , respectively, which are almost the same for certain period  $P$ . Other parameters chosen are:  $M = 1.4M_\odot$ ,  $\rho = 4 \times 10^{14} \text{ g/cm}^3$ , and  $\mu = 10^{32} \text{ erg/cm}^3$ .

### 3. The post-starquake behaviors

When  $i$ -th quake occurs in a pulsar, the oblateness decreases to  $\epsilon_{-i}$  at first, while the reference point is changed to  $\epsilon_i$  from  $\epsilon_{i-1}$ . Soon after the rotational jump ( $\epsilon_{+i} \rightarrow \epsilon_{-i}$ ), the star has a tendency to reach the equilibrium oblateness  $\epsilon_i$ . Certainly, this recovery process depends on the difference,  $\epsilon_{-i} - \epsilon_i$ , which is shown in Fig.4 as a function of  $E_{\text{therm}}$ . Increasing oblateness can obviously contribute an additional spindown role besides that of magnetodipole radiation, which results in larger  $\dot{P}$ . Such a post-starquake could be observed as a recover behavior during post-glitch. From Fig.4, one can see the values of  $\epsilon_{-i} - \epsilon_i$  are generally not sensitive to both  $E_{\text{therm}}$  and  $\sigma_c$ .

The recovery of  $\epsilon_{-i} \rightarrow \epsilon_i$  is actually a complex process, in which both elastic revert and plastic flow could not be negligible. Nevertheless, this recovery process might be an analog of damped oscillations, with a mathematical description of

$$\ddot{x} + 2\beta\dot{x} + \omega_0^2 x = 0, \quad (14)$$

with  $x \equiv \epsilon - \epsilon_i$ . The second term in Eq.(14) arise from the anelastic effect during the recovery. The solution of Eq.(14) depends on the relative strength of the elastic spring and that of the damping. It is well known that three possible solutions exist; the so-called underdamped case:  $\beta < \omega_0$ , the

critical case:  $\beta = \omega_0$ , and the overdamped case:  $\beta > \omega_0$ ; where  $\omega_0$  is the intrinsic frequency. One comes then to  $\omega_0 \sim \sqrt{\mu R/M}$  by dimensional analysis (force  $\sim \sigma R^2$  and displacement  $\sim xR$ ).

In all the three cases, the oscillation damps by a factor of  $\sim \exp(-\beta t)$ , with a typical time of  $\tau = 1/\beta$ . We are just to discuss the critical damped motion below for an indication. In this case,  $\omega_0 = \beta$ , the time evolution of  $\varepsilon$  after the occurrence of starquake can be solved by Eq.(14),

$$\varepsilon(t) = \varepsilon_i + (\varepsilon_{-i} - \varepsilon_i)(1 + t/\tau)e^{-t/\tau}. \quad (15)$$

#### 4. Conclusions and discussions

A starquake model for pulsar glitches is developed in the regime of solid quark stars, and it is found that the general glitch behaviors (i.e., the glitch amplitude  $\Delta\Omega/\Omega$  and the time interval  $t_q$ ) could be reproduced if solid quark matter has properties of shear modulus  $\mu = 10^{30\sim 34} \text{ erg/cm}^3$  and critical stress  $\sigma_c = 10^{18\sim 24} \text{ erg/cm}^3$ . It is suggested that the post-glitch process could be described as damped oscillations, especially in the critical and the overdamped cases. Anyway, this is only a primary and simplified study of quakes in solid quark stars, more elaborate work, with possible modifications, on both quake and postquake processes is necessary in order to understand the nature of solid quark matter through glitching pulsars.

We are dealing with solid quark stars in this paper. Can a solid neutron star be possible? The answer might be *no*, because at least the part of neutron matter with approximate nuclear saturation density should be in a fluid state. However, for quark matter in low temperature but high baryon density, there exists a *competition* between color superconductivity and solidification, just like the case of laboratory low-temperature physics. One needs weak-interaction and low-mass in order to obtain a quantum fluid before solidification. This is why only helium, of all the elements, shows superfluid phenomenon though other noble elements have similar weak strength of interaction due to filled crusts of electrons. The strong color interaction (and the Coulomb interaction in the system with strangeness) may be responsible for a possible solidification of dense quark matter with low temperatures. Further experiments (in low-energy heavy ion colliders) may answer whether quark matter is in a state of solid or color-superconductivity. In this sense, only solid quark matter is possible, and a quark star is identified if one convinces that a pulsar is in a solid state.

We have assumed that the entire strain energy  $E_{\text{strain}}$  is relieved in a quake, which results in the reference oblateness of Eq.(7). However, it is possible that not entire, but most of, the energy  $E_{\text{strain}}$  is released in a real situation, and the actual reference points are near but larger than  $\varepsilon_i$ . Of course, there is a tendency of  $\varepsilon \rightarrow \varepsilon_i$  after the  $i$ -th quake, but the effective shear modulus,  $\mu_{\text{eff}}$ , of matter broken could be much smaller than that of perfect elastic solid,  $\mu$ . The recovery timescale could be  $\tau \sim 15$  days if  $\mu_{\text{eff}}$  is order of  $10^{15} \text{ erg/cm}^3$ .

A large Vela glitch on 2000 January 16.319 was noted (Dodson, McCulloch & Costa 2000), and *Chandra* observations were carried out  $\sim 3.5$  and  $\sim 35$  days after the glitch (Helfand, Gotthelf & Halpern 2001), but no temperature change expected in conventional models

with released thermal energy of  $\sim 10^{42}$  ergs is detected. This could be understood in the starquake model since the thermal conductivity of quark matter is much larger than that of hadron matter and that  $E_{\text{therm}} \ll 10^{42}$  ergs is possible.

*Acknowledgements.* This work is supported by National Nature Sciences Foundation of China (10273001), and by the Special Funds for Major State Basic Research Projects of China (G2000077602).

## References

- Alcock, C., Farhi, E., Olinto, A. 1986, ApJ, 310, 261
- Alpar, M. A. 1987, Phys. Rev. Lett., 58, 2152
- Baym, G., Pines, D. 1971, Ann. Phys., 66, 81
- Benvenuto, O. G., Horvath, J. E., Vucetich, H. 1990, Phys. Rev. Lett., 64, 713
- Desai, M. S., Crawford, H. J., Shaw, G. L. 1993, Phys. Rev. D47, 2063
- Dodson, R. G., McCulloch, P. M., Costa, M. E. 2000, IAU Circ. 7347
- Helfand, D., Gotthelf E. V., Halpern, J. P. 2001, ApJ, 556, 380
- Heiselberg, H., Pethick C. J., Staubo, E. F. 1993, Phys. Rev. Lett., 70, 1355
- Horvath, J. E. 2004, preprint (astro-ph/0404324)
- Lee, H.-J., Park, B.-Y., Rho, M., Vento, V. 2003, Nucl. Phys. A726, 69
- Levin, Y., D'Angelo, C. 2004, preprint (astro-ph/0403014)
- Link, B., 2003, Phys. Rev. Lett., 91, 101101
- Link, B., Cutler, C. 2002, MNRAS, 336, 211
- Ouyed, R., Butler, M. 1999, ApJ, 522, 453
- Ruderman, M. A. 1969, Nature, 223, 597
- Shabanova, T. V., Lyne, A. G., Urama, J. O. 2001, ApJ, 552, 321
- Skyrme, T. H. R. 1962, Proc. R. Soc. London A, 260, 127
- Stairs, I. H., Lyne, A. G., Shemar, S. L. 2000, Nature, 406, 484
- Xu, R. X. 2003, ApJ, 596, L59
- Xu, R. X. 2004, in: Young neutron stars and their environments, IAU Symp. 218, eds. F. Camilo and B. M. Gaensler, in press (astro-ph/0310050)