

# Relativistic effects of our galaxy's motion on circles-in-the-sky

M.O. Calvão\*

*Universidade Federal do Rio de Janeiro  
Instituto de Física, C.P. 68528  
21945-972 Rio de Janeiro – RJ, Brazil*

G.I. Gomero†

*Instituto de Física Teórica  
Universidade Estadual Paulista  
Rua Pamplona 145  
01405-900 São Paulo – SP, Brazil*

B. Mota‡ and M.J. Rebouças§

*Centro Brasileiro de Pesquisas Físicas  
Departamento de Relatividade e Partículas  
Rua Dr. Xavier Sigaud 150  
22290-180 Rio de Janeiro – RJ, Brazil  
(Dated: December 2, 2024)*

For an observer in the Hubble flow (comoving frame) the last scattering surface (LSS) is well approximated by a two-sphere. If a nontrivial topology of space is detectable, then this sphere intersects some of its topological images, giving rise to circles-in-the-sky, i.e., pairs of matching circles of equal radii, centered at different points on the LSS sphere, with the same pattern of temperature variations. Motivated by the fact that our entire galaxy is not exactly in the Hubble flow, we study the geometric effects of our galaxy's peculiar motion on the circles-in-the-sky. We show that the shape of these circles-in-the-sky remains circular, as detected by a local observer with arbitrary peculiar velocity. Explicit expressions for the radius and center position of such an observed circle-in-the-sky, as well as for the angular displacement of points on the circle, are derived. In general, a circle is detected as a circle of different radius, displaced relative to its original position, and centered at a point which does not correspond to its detected center in the comoving frame. Further, there is an angular displacement of points on the circles. These effects all arise from aberration of cosmic microwave background radiation, exhausting the purely geometric effects due to the peculiar motion of our galaxy, and are independent of both the large scale curvature of space and the expansion of the universe, since aberration is a purely local phenomenon. For a Lorentz-boosted observer with the speed of our entire galaxy, the maximum (detectable) changes in the angular radius of a circle, its maximum center displacement, as well as the maximum angular distortion are shown all to be of order  $\beta = (v/c)$  radians. In particular, two back-to-back matching circles in a finite universe will have an upper bound of  $2|\beta|$  in the variation of either their radii, the angular position of their centers, or the angular distribution of points.

## I. INTRODUCTION

Whether the universe is spatially finite and what its size and shape may be are among the fundamental open problems that high precision modern cosmology seeks to resolve. These questions of topological nature have become particularly topical, given the wealth of increasingly accurate cosmological observations, especially the recent results from the Wilkinson Microwave Anisotropy Probe (WMAP) experiment [1], which have heightened the interest in the possibility of a finite universe. Indeed, reported non-Gaussianity in cosmic microwave background

(CMB) maps [2], the small power of large-angle fluctuations [3], and some features in the power spectrum [2, 3] are large-scale anomalies which have been suggested as potential indication of a finite universe [4] (for reviews see [5]).

Given the current high quality and resolution of such maps, the most promising search for cosmic topology is based on pattern repetitions of these CMB anisotropies on the last scattering surface (LSS). If a nontrivial topology of space is detectable<sup>1</sup>, then the last scattering sphere intersects some of its topological images giving rise to the so-called circles-in-the-sky. Thus, the CMB temperature anisotropy maps will have matched circles: pairs of equal radii circles (centered at different points on the

---

\*Electronic address: orca@if.ufrj.br

†Electronic address: german@ift.unesp.br

‡Electronic address: brunom@cbpf.br

§Electronic address: reboucas@cbpf.br

---

<sup>1</sup> The extent to which a nontrivial topology may or may not be detected has been discussed in references [6].

LSS sphere) that have the same pattern of temperature variations [7]. These matching circles will exist in CMB anisotropy maps of universes with any detectable non-trivial topology, regardless of its geometry. Therefore, pairs of matched circles may be hidden in CMB maps if the universe is finite, and to observationally probe non-trivial topology on the largest scale available, one needs a statistical approach to scan all-sky CMB maps in order to draw the correlated circles out of them. The circles-in-the-sky method, devised by N. Cornish, D. Spergel and G. Starkman [7] to search for a possible nontrivial topology of the universe, looks for such matching circles through a correlation statistic for sign detection (a function whose peaks indicate matched circles).

The circles-in-the-sky method ignores our galaxy's peculiar motion since, due to its smallness ( $\beta = v/c = 1.23 \times 10^{-3}$ ), it is expected to produce negligible corrections to the distribution of the CMB anisotropy patterns. In a recent paper, it has been argued that for any observer moving with respect to the CMB (as, e.g., an observer in our galaxy) two effects will take place, namely the circles will be deformed into ovals, and the ovals will be displaced with regard to their position in the comoving frame [8]. These effects were estimated to be, respectively, of order  $\beta^2$  and  $|\beta|$ . Although the larger of these effects is still below WMAP's angular resolution, the effects that arise from relativistic aberration of CMB radiation (CMBR) might be relevant for future missions like the Planck satellite.

We show here that circles *remain* circles-in-the-sky as detected by two locally coinciding (spatially) observers in relative motion. We derive explicit expressions for the radius and center position of such an observed circle-in-the-sky, as well as a formula for the angular displacement of points on the circle. In general, a circle is detected as a circle of different radius, displaced relative to its original position, and centered at a point which does not correspond to its detected center in the comoving frame. Further, there is an angular displacement of points on the circles. These effects arise all from (relativistic) aberration of CMBR, and exhaust the purely geometric effects due to our galaxy's peculiar motion on circles-in-the-sky. We also show that these effects are all of first order in  $\beta$ , and estimate their maximum values considering the peculiar motion of our galaxy, and plot figures to illustrate them all. In particular, for two back-to-back matching circles in a finite universe the upper bounds in the variation of either their radii, the angular position of their center or in the angular distribution of points are all of order  $2|\beta|$ .

## II. MAIN RESULTS

We begin by recalling an old beautiful result by R. Penrose [9], according to which, if an observer  $O$  detects, in his sky-sphere, the shape of an object as circular, then for any other observer  $O'$  locally coinciding with and in mo-

tion relative to  $O$ , the detected shape will remain circular. The gist of the reasoning is based on the relativistic aberration and the stereographic projection properties, as described in more detail by W. Rindler [10]: the outline of a spherical object, projected onto the local celestial sphere ("sky") of a given observer  $O$  is certainly circular and, by means of a suitable stereographic projection, is mapped onto a circle in the projection plane ("screen"). Now, the aberration formula just transforms this screen for  $O$  onto a corresponding screen for  $O'$  which is merely globally expanded (or contracted) by a factor  $[(1 - \beta)/(1 + \beta)]^{1/2}$ ; by the corresponding inverse stereographic projection, we thus arrive at the above mentioned Penrose's result. As a consequence, circles-in-the-sky as detected by the observer  $O$  will also be detected as circles-in-the-sky by the observer  $O'$ . The circles will, in general, differ both in position and in size as we shall discuss in detail in what follows.

Let  $P^\mu = (h\nu/c)(1, -\hat{n})$  be the 4-momentum of an incoming photon in a direction  $\hat{n}$  and with frequency  $\nu$  as detected by an observer  $O$  in the Hubble flow (comoving observer). For another observer  $O'$  who moves with velocity  $\vec{\beta}$  relative to this comoving observer, and whose spatial position coincides with that of  $O$  at the time they measure the CMB, the photon will be detected as incoming in a different direction  $\hat{n}'$ , and with a distinct frequency  $\nu'$ . Clearly, the 4-momentum of this photon for the observer  $O'$  is given by the Lorentz transformation

$$P'^\mu = \Lambda^\mu_\sigma P^\sigma, \quad (1)$$

where

$$\Lambda^\mu_\sigma = \begin{pmatrix} \gamma & -\gamma\vec{\beta}^T \\ -\gamma\vec{\beta} & I + (\gamma - 1)\hat{\beta}\hat{\beta}^T \end{pmatrix}. \quad (2)$$

Here  $I$  stands for the 3-dimensional identity matrix,  $\gamma = (1 - \beta^2)^{-1/2}$ ,  $\vec{\beta}^T$  is the transpose of  $\vec{\beta}$ , and  $\hat{\beta} = \vec{\beta}/\beta$ . Thus we readily obtain

$$\nu' = \gamma(1 + \vec{\beta} \cdot \hat{n})\nu, \quad (3)$$

$$\hat{n}' = \frac{\hat{n} + [(\gamma - 1)\hat{\beta} \cdot \hat{n} + \gamma\beta]\hat{\beta}}{\gamma(1 + \vec{\beta} \cdot \hat{n})}. \quad (4)$$

Equation (3) gives the Doppler effect, i.e. a shift in frequency due to our galaxy's peculiar motion, responsible for the large dipole moment in the CMB temperature anisotropies and for tiny spectral distortions in the corresponding maps. Equation (4), on the other hand, expresses the relativistic aberration of light, which gives rise to the position displacement and re-scaling as well as the angular displacement of points of the circles-in-the-sky due to the motion of  $O'$  relative to  $O$ .

We first use (4) to determine the center and radius of a Lorentz-boosted circle-in-the-sky. Without loss of generality, let us choose the common axes  $z$  and  $z'$  such

that their positive direction coincides with the direction of the velocity  $\vec{\beta}$ . Thus, from (4), the transformation of the direction of the incoming photon,  $(\theta, \varphi) \mapsto (\theta', \varphi')$ , reduces to

$$\cos \theta' = \frac{\beta + \cos \theta}{1 + \beta \cos \theta} \quad \text{and} \quad \varphi' = \varphi, \quad (5)$$

where  $\theta$  and  $\varphi$  are the usual spherical coordinates.

Let  $\hat{q}_c = (\theta_c, \varphi_c)$  and  $\rho$  be, respectively, the center and radius of a circle  $C(\hat{q}_c, \rho)$  in the comoving frame. We note that the direct use of (5) to the center  $\hat{q}_c$  of  $C$  does not furnish, in general, the center  $\hat{q}'_c$  of the Lorentz-boosted circle  $C'(\hat{q}'_c, \rho')$ , because stereographic projection of a circle  $C$  is a circle whose center is not, in general, the stereographic projection of the center of  $C$ . Therefore, in order to calculate the expressions for the center  $\hat{q}'_c = (\theta'_c, \varphi'_c)$  and the radius  $\rho'$  of the Lorentz-boosted circle  $C'$  we use (5) to transform the top and bottom points of the circle  $C$ , given by  $(\theta_c - \rho, \varphi_c)$  and  $(\theta_c + \rho, \varphi_c)$ , respectively. As  $\varphi' = \varphi$ , obviously one has  $\varphi'_c = \varphi_c$ , and the transformed points remain, respectively, the top and bottom points of the Lorentz-boosted circle  $C'$ . From (5) we have

$$\cos(\theta'_c - \rho') = \frac{\beta + \cos(\theta_c - \rho)}{1 + \beta \cos(\theta_c - \rho)} \quad (6)$$

for the top point, and a similar expression for  $(\theta'_c + \rho')$ . Now using some elementary trigonometric relations, after some calculation we obtain

$$\sin \theta'_c = \frac{1}{\gamma M} \sin \theta_c, \quad \text{and} \quad \sin \rho' = \frac{1}{\gamma M} \sin \rho, \quad (7)$$

where

$$M = \sqrt{[1 + \beta \cos(\theta_c + \rho)][1 + \beta \cos(\theta_c - \rho)]}. \quad (8)$$

We emphasize that, by using (5) and (7), it can readily be verified that the circle-in-the-sky  $C(\hat{q}_c, \rho)$  transforms into the circle-in-the-sky  $C'(\hat{q}'_c, \rho')$ , i.e., the circle equation

$$\hat{q} \cdot \hat{q}_c = \cos \rho \quad (9)$$

is invariant under the transformation given by (5) and (7).

Now, for non-relativistic velocities ( $|\beta| \ll 1$ ), at first order in  $\beta$  we have

$$\theta'_c = \theta_c - \beta \sin \theta_c \cos \rho, \quad (10)$$

$$\rho' = \rho - \beta \cos \theta_c \sin \rho. \quad (11)$$

It follows from (10) that for a given circle of radius  $\rho$  the displacement  $|\Delta \theta_c| = |\theta'_c - \theta_c|$  of its center is maximum for  $\theta_c = \pi/2$ , i.e. when the vector position of its center in the comoving frame is orthogonal to the boost-velocity  $\vec{\beta}$ . In this case the angular radius  $\rho$  remains unchanged as detected by  $O'$ . The upper bound of  $|\Delta \theta_c|$  clearly is  $|\beta|$ . Thus, two back-to-back circles-in-the-sky

in a universe with a nontrivial topology will have a maximum displacement of  $2|\beta|$  in the position of their centers. Figure 1 shows, for a fixed  $\beta$ , the behavior of  $|\Delta \theta_c|$  as a function of  $\theta_c$  for circles of different radii. It is apparent from this figure, that the maximum absolute value of the angular displacement of the center of the circles depends on their radius but occurs for  $\theta_c = \pi/2$ , while for a circle of angular radius  $\rho = \pi/2$  there is no change in the position of the center no matter what the center position is.

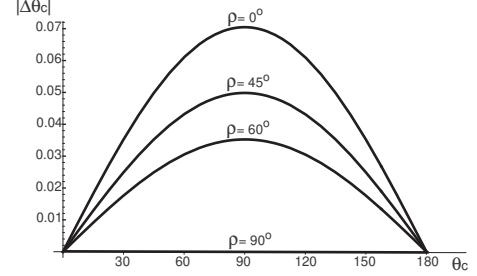


FIG. 1: The behavior of displacement  $|\Delta \theta_c|$  of the position of the center for different radii of the circles. In this figure  $\beta = 1.23 \times 10^{-3}$ .

On the other hand, for a given circle  $C$  of angular radius  $\rho$  the change  $\Delta \rho = \rho' - \rho$  is maximum when the direction of vector position of the center of  $C$  in the comoving frame is the same direction of  $\vec{\beta}$ , i.e.  $\theta_c = 0$  or  $\theta_c = \pi$ . In each of these cases the position of the center of the circle as detected by  $O'$  remains fixed. We note that when  $\theta_c = 0$  the radius of the circle decreases as detected by the observer  $O'$ , while for  $\theta_c = \pi$  it increases (see also figure 3). The upper bound for  $|\Delta \rho|$  clearly is again  $|\beta|$ . Figure 2 shows the behavior of  $\Delta \rho$  as a function of  $\rho$  for distinct positions of the centers  $\theta_c$ . It is clear from this figure that circles whose vector position of the center is orthogonal to the velocity  $\vec{\beta}$  do not change the radii, while for circles whose vector position is parallel to (antiparallel)  $\beta$  we have a maximum absolute variation of  $\rho$  for any given fixed circle. Clearly for  $0^\circ \leq \theta_c < 90^\circ$ ,  $\Delta \rho$  is a decreasing function of  $\rho$ , while for  $90^\circ < \theta_c \leq 180^\circ$  it is an increasing function of  $\rho$ .

From (11) we have that for  $\theta_c = 90^\circ$  the radius remains unchanged. The upper bound for  $|\Delta \rho|$  obviously is  $|\beta|$ . Thus, two back-to-back correlated circles in a finite universe with a detectable topology will have an upper bound of  $2|\beta|$  in the variation of the radii as detected by the moving observer  $O'$ .

Figure 3 shows the changes in the radii and in the positions of the center of the circles in three instances. The continuous and dashed circles indicate circles-in-the-sky as detected, respectively, by the observers  $O$  and  $O'$ . The circles  $C_2$  and  $C'_2$  correspond to a case of maximum change in the position of the center. Clearly in this case the radius  $\rho$  remains unchanged at first order in  $\beta$ . The circles  $C_1$  and  $C'_1$  correspond to a case in which the radius of the circle decreases, while  $C_3$  and  $C'_3$  shows a case when

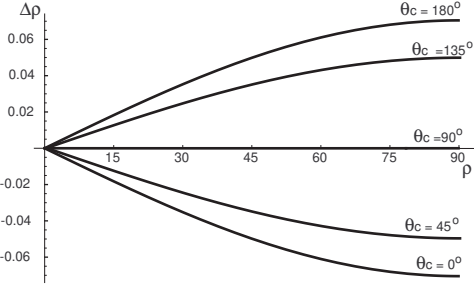


FIG. 2: The behavior of displacement  $\Delta\rho$  of the radius of the circles as a function of  $\rho$  for different locations of the center of the circles. In this figure  $\beta = 1.23 \times 10^{-3}$ .

the radius increases. In these two last cases the positions of the center of the circles remain unchanged. The pairs of matching circles  $(C_1, C_3)$  and  $(C'_1, C'_3)$  illustrate the instance of maximum change in back-to-back correlated circles-in-the-sky.

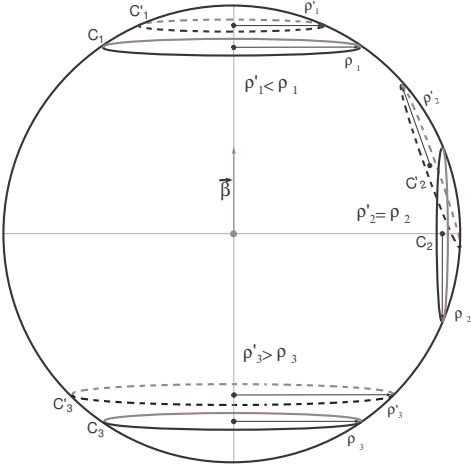


FIG. 3: A schematic illustration of the changes in the radii and in the positions of the center of the circles. The continuous and dashed circles indicate circles-in-the-sky as detected, respectively, by the observers  $O$  and  $O'$ . The circles  $C_2$  and  $C'_2$  illustrate the maximum change in the position of the center. In this case the radius remains the same. The circles  $C_1$  and  $C'_1$  represent the instance in which the radius of the circle has a maximum decrease, while  $C_3$  and  $C'_3$  illustrate the case when the radius has a maximum increase. The set of circles  $\{(C_1, C_3), (C'_1, C'_3)\}$  stands for the situation of maximum change in back-to-back matching circles-in-the-sky.

To fully characterize all geometric effects which arise from aberration of CMB on circles-in-the-sky we shall consider now the angular displacement of points on a circle as detected by the observers  $O$  and  $O'$ . To this end, we decompose a point  $\hat{q} = (\theta, \varphi)$  on a circle  $C(\hat{q}_c, \rho)$  as

$$\hat{q} = \vec{p} + \hat{q}_c \cos \rho, \quad (12)$$

where  $\vec{p}$  is on the plane of the circle, which is orthogonal to  $\hat{q}_c = (\theta_c, \varphi_c)$ . The vector  $\vec{p}$  is the orthogonal com-

plement of the projection of  $\hat{q}$  onto  $\hat{q}_c$ . We take  $\vec{p}_0$ , the orthogonal complement of the top point  $\hat{q}_0 = (\theta_c - \rho, \varphi_c)$  of  $C$ , as a reference from which we measure the angle  $\alpha$  defined by

$$\cos \alpha = \frac{\vec{p} \cdot \vec{p}_0}{\sin^2 \rho}, \quad (13)$$

since clearly  $|\vec{p}| = |\vec{p}_0| = \sin \rho$ .

From (12) one easily has

$$\cos \alpha = \frac{\cos \theta \sin \theta_c - \sin \theta \cos \theta_c \cos(\varphi - \varphi_c)}{\sin \rho}, \quad (14)$$

or using the circle equation (9) to eliminate the dependence on  $\varphi - \varphi_c$ ,

$$\cos \alpha = \frac{\cos \theta - \cos \theta_c \cos \rho}{\sin \theta_c \sin \rho}. \quad (15)$$

To calculate  $\cos \alpha'$  it is more convenient to substitute (5) and (7) into the analog of (14), for  $\cos \alpha'$  (which clearly must hold) and then use (9) and (15) to simplify the expression to

$$\cos \alpha' = \cos \alpha + \left( \frac{\beta}{1 + \beta \cos \theta} \right) \sin \rho \sin \theta_c \sin^2 \alpha, \quad (16)$$

where  $\cos \theta = \cos \rho \cos \theta_c + \sin \rho \sin \theta_c \cos \alpha$ . At first order in  $\beta$  equation (16) becomes

$$\alpha' = \alpha - \beta \sin \rho \sin \theta_c \sin \alpha. \quad (17)$$

It follows from (17) that for a given circle of radius  $\rho$  the angular displacement  $|\Delta\alpha|$  is maximum for  $\theta_c = \pi/2$  and  $\alpha = \pm\pi/2$ . The upper bound for  $|\Delta\alpha|$  clearly is  $|\beta|$  and occurs when simultaneously  $\theta_c = \pi/2$ ,  $\rho = \pi/2$  and  $\alpha = \pi/2$ . Here again, two back-to-back matching circles in a multiply connected universe will have an upper bound of  $2|\beta|$  in the variation of the angular displacement. Figure 4 shows the behavior of  $|\Delta\alpha|$  as a function of  $\alpha$  for different values of the radii and location of the center of circles. It is clear from this figure that for any given circles center at  $\theta_c \neq 0^\circ$  the value of maximum angular distortion depend on the radii and centers of the circles but takes place for  $\alpha = \pm\pi/2$ , while for circles with  $\rho$  whose vector position of the centers are parallel (or antiparallel) to  $\vec{\beta}$  ( $\theta_c = 0^\circ$  or  $\theta_c = \pi$ ) there is no angular distortion.

Figures 5 and 6 illustrate the angular distortion effect. In these figures it is shown how a set of points uniformly distributed along the circle  $C(\hat{q}_c, \rho)$  as detected by the comoving observer  $O$  will be detected by a locally coinciding observer  $O'$  in the transformed circle  $C(\hat{q}'_c, \rho')$ .

### III. CONCLUDING REMARKS

Motivated by the fact that our entire galaxy is not in the Hubble flow, we have studied all geometric effects

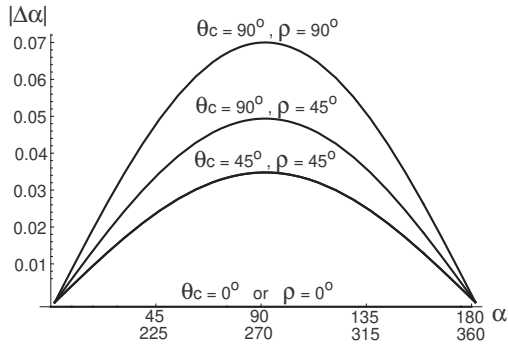


FIG. 4: The behavior of angular displacement  $|\Delta\alpha|$  for circles of different radii and centers. In this figure  $\beta = 1.23 \times 10^{-3}$ .

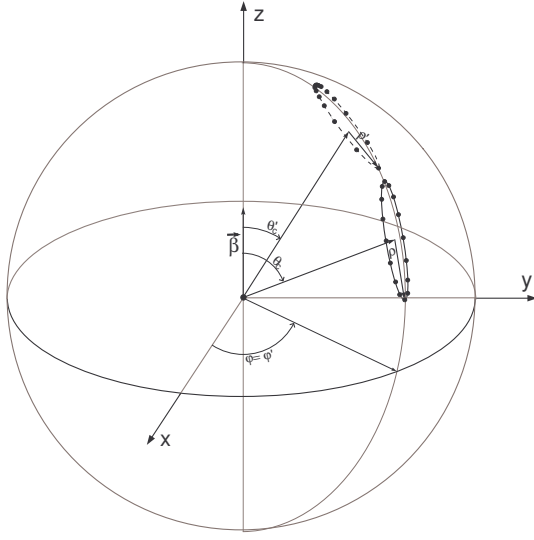


FIG. 5: A schematic illustration of the angular displacement effect. It shows how a set of points homogeneously distributed on the solid line circle  $C(\hat{q}_c, \rho)$  as detected by an observer  $O$ , is detected by the observer  $O'$  in the new dashed circle  $C'(\hat{q}_c', \rho')$ .

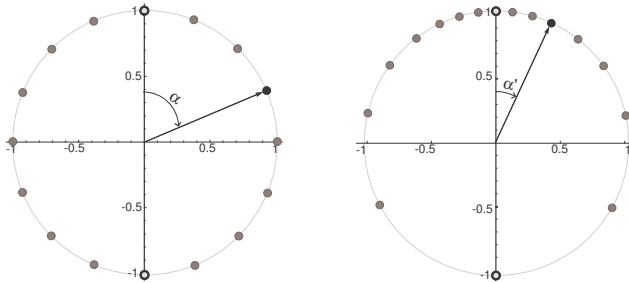


FIG. 6: Points regularly distributed along a circle (left), as detected by observer  $O$ , are distorted by aberration when detected by observer  $O'$  (right). The points lying on the meridian ( $\alpha=0$  and  $\alpha=180^{\text{circ}}$ ) are unaffected by angular distortion. In this figure the exact expression (16) was used with  $\beta = 0.8$ .

due to our galaxy's peculiar motion on the circles-in-the-

sky. As a consequence of Peronse's result [9] we have shown that circles-in-the-sky as detected by a comoving observer  $O$  will also be detected as circles-in-the sky by any observer  $O'$  locally coinciding with  $O$  at the time they measure the CMBR. In general, a circle for  $O$  will be detected by  $O'$  as a circle of different radius, displaced relative to its original position, and centered at a point which does not correspond to its detected center in the comoving frame.

We have derived closed explicit expressions for the radius,  $\rho'$ , the center position,  $(\theta'_c, \phi'_c)$ , and the angular displacement  $\alpha'$  of points on the circles as detected by the Lorentz-boosted observer  $O'$ . We have also plotted figures to illustrate several instances of these effects.

The maximum displacement in either radius or center or angular position of points on a circle is  $\pm\beta$ . From the value  $\beta = 1.23 \times 10^{-3}$  obtained from the dipole amplitude in the CMB spectrum, we have that the maximum displacement for each of these effects individually is  $\simeq \pm 0.07^\circ = 4.2'$ . Thus, two antipodal circles whose center vector positions are parallel (antiparallel) to  $\vec{\beta}$  will have a difference in radii of  $0.14^\circ$ , as detected by  $O$  and  $O'$ . This is below the current WMAP resolution (at best  $0.25^\circ = 15'$ ) [1], but close to Planck's (at least  $0.16^\circ = 10'$ ) [11] and other more accurate forthcoming missions' resolution.

A close examination of Ref. [8] reveals that what was actually determined there was the spatial positions, relative to a non-comoving frame, of the events defined by the intersection of the copies of the LSS spheres; of course, these events are simultaneous in the comoving frame and, *ipso facto*, are non-simultaneous in the "moving" one. This particular procedure of collecting the spatial positions of these *non-simultaneous* events defines, in the non-comoving frame, an oval figure, whose diameter along the boost direction is *Lorentz-dilated*, whereas its perpendicular diameter remains unchanged. In brief, what is actually shown is that a (spatial) circle in the comoving frame, as a geometric figure, is formally transformed into a (spatial) oval in the "moving" frame. Since the observation of the CMBR is a collection of simultaneously incoming light rays in an essentially infinitesimal detector used by a local observer, the need to take into account the projection of this oval onto the sky-sphere is apparent, a point which Ref. [8] failed to address. Another clue that something in [8] is amiss is that, since aberration is the ultimate cause of all the geometric effects we have discussed and since it already exists in a Newtonian context, we should expect that its dominant generic quantitative consequences should be of order  $|\beta|$ .

We note that the aberration of CMBR might be of a more general interest in the analysis of maps of CMB temperature anisotropies. Indeed, consider the celestial sphere pixelized by a comoving observer  $O$  and consider another observer  $O'$  coinciding with  $O$  and with relative velocity  $\vec{\beta}$  along the positive  $z$  direction. The coordinates  $(\theta_i, \varphi_i)$  of the  $i$ -th pixel in the comoving frame are transformed to the moving frame according to (5), which, at

first order in  $\beta$ , simply reads

$$\theta'_i = \theta_i - \beta \sin \theta_i \quad ; \quad \varphi'_i = \varphi_i . \quad (18)$$

This displacement of the centers of the pixels gives rise to a distortion on the temperature variation pattern in CMB maps, which might be relevant for future missions.

Finally, we emphasize that all these effects arise from aberration of the CMBR, and exhaust the purely geometric effects due to the motion of our galaxy (or CMBR

detectors). It is again worth noting that, since aberration of light is a purely local phenomenon, the effects considered in this work depend neither on the background curvature of space nor on the expansion of the universe.

## Acknowledgments

We thank CNPq and FAPESP (contract 02/12328-6) for the grants under which this work was carried out.

- 
- [1] C.L. Bennett et al. , *Astrophys. J.* **583**, 1 (2003); G. Hinshaw et al. , *Astrophys. J. Suppl.* **148**, 135 (2003); C.L. Bennett et al. , *Astrophys. J. Suppl.* **148**, 1 (2003).
  - [2] A. de Oliveira-Costa, M. Tegmark, M. Zaldarriaga, A. Hamilton, *Phys. Rev. D* **69** 063516 (2004); H.K. Eriksen, F.K. Hansen, A.J. Banday, K.M. Gorski, P.B. Lilje, *Asymmetries in the CMB anisotropy field*, [astro-ph/0307507](#).
  - [3] D.N. Spergel et al. , *Astrophys. J. Suppl.* **148**,175 (2003).
  - [4] J.-P. Luminet, J. Weeks, A. Riazuelo, R. Lehoucq and J.-P. Uzan, *Nature* **425**, 593 (2003).
  - [5] G.F.R. Ellis, *Gen. Rel. Grav.* **2** 7 (1971); M. Lachi  ze-Rey and J.-P. Luminet, *Phys. Rep.* **254**, 135 (1995); G.D. Starkman, *Class. Quantum Grav.* **15**, 2529 (1998); J. Levin, *Phys. Rep.* **365**, 251 (2002); M.J. Rebou  as and G.I. Gomero, [astro-ph/0402324](#). To appear in *Braz. J. Phys.* (2004).
  - [6] G.I. Gomero, M.J. Rebou  as and R. Tavakol, *Class. Quantum Grav.* **18**, 4461 (2001); G.I. Gomero, M.J. Rebou  as and R. Tavakol, *Class. Quantum Grav.* **18**, L145 (2001); G.I. Gomero, M.J. Rebou  as and R. Tavakol, *Int. J. Mod. Phys. A* **17**, 4261 (2002); J.R. Weeks, R. Lehoucq, J.-P. Uzan, *Class. Quant. Grav.* **20**, 1529 (2003); J.R. Weeks, *Mod. Phys. Lett. A* **18**, 2099 (2003); G.I. Gomero and M.J. Rebou  as, *Phys. Lett. A* **311**, 319 (2003); B. Mota, M.J. Rebou  as and R. Tavakol, *Class. Quantum Grav.* **20**, 4837 (2003).
  - [7] N.J. Cornish, D. Spergel and G. Starkman, *Class. Quantum Grav.* **15**, 2657 (1998).
  - [8] J. Levin, *Missing Lorenz-boosted Circles-in-the-sky*, [astro-ph/0403036](#).
  - [9] R. Penrose, *Proc. Cambridge Philos. Soc.* **55**, 137 (1959).
  - [10] W. Rindler, *Essential Relativity*, revised second edition, Chapter 3, Springer-Verlag, Heidelberg (1979).
  - [11] V. Stolyarov et al., *Mon. Not. Roy. Astron. Soc.* **336**, 97 (2002); <http://www.rssd.esa.int>