

# Cosmological observations and their representation in the $\Omega_\Lambda - \Omega_M$ plane.

Kayll Lake [\*]

Department of Physics, Queen's University, Kingston, Ontario, Canada, K7L 3N6

(Dated: January 27, 2020)

The  $\Omega_\Lambda - \Omega_M$  plane is one of the most fundamental diagrams in modern observational cosmology. Whereas the diagram sews together very distinct cosmological models, regions of the diagram can be invariantly distinguished and we do this here by the construction of loci which measure in a dimensionless way the “size” of the cosmological constant and the current “size” of the universe by reference to Einstein static solutions. This allows a precise quantitative measure of the notion “close to spatially flat” and a precise quantitative description of the discrepancies in the determination of cosmological parameters from the *WMAP* background and *HST* supernova observations.

## I. INTRODUCTION

We live in an era of unprecedented advances in observational cosmology. The Wilkinson Microwave Anisotropy Probe (*WMAP*) has enabled accurate testing of cosmological models based on anisotropies of the background radiation [1]. Independently, the recent Hubble Space Telescope (*HST*) type Ia supernova observations [2] not only confirm earlier reports that we live in an accelerating universe [3] [4], but also explicitly sample the transition from deceleration to acceleration. A comparison of the results of these efforts is facilitated by use of the  $\Omega_\Lambda - \Omega_M$  plane - one of the most fundamental diagrams in modern observational cosmology. This diagram sews together disparate cosmological models and can leave one with the impression that notions like “close to spatially flat” are, a priori, well defined. Of course our universe is either spatially flat or it isn't, a fact not reflected in a continuous variation in  $\Omega_\Lambda$  and  $\Omega_M$ . Here we populate the  $\Omega_\Lambda - \Omega_M$  plane with loci which provide an invariant measure of the “size” of the cosmological constant and the current “size” of the universe (if it is not spatially flat) by way of reference to Einstein static solutions. This provides a convenient quantitative measure of the notion of “close to spatially flat” and a sharp quantitative comparison of the *WMAP* and *HST* results as regards the determination of cosmological parameters. The analysis is restricted to the classical notions of “dust” and a fixed cosmological constant and does not, for example, consider quintessence.

## II. THE ROBERTSON DIAGRAM - SETTING THE REFERENCE SCALES

The Robertson diagram [5] is an effective potential diagram for the Friedmann equations [6] and is an attempt to reflect the associated dynamics. For a background of “dust” (cold dark matter, baryons and all other forms of “dust”) the Friedmann equations in geometrical units are

$$\dot{R}^2 + k = \frac{C}{R} + \frac{\Lambda R^2}{3} \equiv h(R, \Lambda), \quad (1)$$

and the associated derivative

$$\ddot{R} = \frac{R}{3} \left( \Lambda - \frac{3C}{2R^3} \right) = \frac{1}{2} \frac{\partial h}{\partial R} \Big|_\Lambda, \quad (2)$$

where  $k$  is the spatial curvature (with coordinates scaled so that  $k = \pm 1$  for  $k \neq 0$ ),  $R = R(t)$  is the scale factor ( $t$  the proper time of comoving streamlines),  $\dot{\cdot} \equiv \frac{d}{dt}$ ,  $\Lambda$  the cosmological constant,  $C$  a constant  $\equiv 8\pi\rho R^3/3 > 0$  and  $\rho$  the background energy density. In a Robertson diagram  $\Lambda$  is taken as ordinate and  $R$  as abscissa. In this diagram one chooses  $k$  and then for a chosen value of  $\Lambda$  the qualitative behavior of  $R$  follows. The curves  $h = 1, 0, -1$  reflect turning points ( $\dot{R} = 0$ ) for  $k = 1, 0, -1$  respectively. A Robertson diagram, valid for any  $C$ , is shown in FIG. 1. The diagram picks out the characteristic features:

$$\Lambda_E = \frac{4}{9C^2}, \quad R_E = \frac{3C}{2}, \quad \bar{R} = C. \quad (3)$$

Note that these are characteristic features, not values, since  $C$  is any constant  $> 0$ . Einstein static models are given by  $\Lambda = \Lambda_E$  and  $R = R_E$  [7]. Eddington-Lemaître models, for example, have  $\Lambda = \Lambda_E$  and  $R > R_E$ .  $\bar{R}$  gives, for example, the maximum value of  $R$  with  $k = 1$  if  $\Lambda = 0$ . It is important to note that the scaling of  $k$  for  $k \neq 0$  needed for the Robertson diagram means that  $R$  is not arbitrary (and in particular cannot be set to one today). Rather,  $R$  gives, at any epoch, the curvature of the three spaces of homogeneity [8]. Because of this it is conventional to adopt units of length for  $R$ . Equally well we could choose to have  $R$  dimensionless and assign units of length<sup>-2</sup> to  $k$ . In this analysis it is our placement in the Robertson diagram that is used to quantify the notion of the “size” of the cosmological constant and the “size” of the universe, if the background is not spatially flat, by a dimensionless reference to  $\Lambda_E$  and  $\bar{R}$  (or equivalently  $R_E$ ) respectively.

## III. REFERENCE SCALES IN THE $\Omega_\Lambda - \Omega_M$ PLANE

Inserting units into (1) we have

$$\left( \frac{\dot{R}}{R} \right)^2 \equiv H^2 = \frac{8\pi G\rho}{3c^2} + \frac{c^2\Lambda}{3} - \frac{c^2k}{R^2}, \quad (4)$$



Given an observed redshift  $1+z_T$  associated with  $\ddot{R} = 0$  at emission it follows that  $\Omega_{\Lambda_o}$  and  $\Omega_{M_o}$  are related by

$$\Omega_{\Lambda_o} = \frac{(1+z_T)^3 \Omega_{M_o}}{2} \quad (15)$$

(see [12] for  $k = 0$ ). In terms of  $\alpha$  and  $\beta$  this is equivalent to

$$\alpha = \left( \frac{3(1+z_T)}{2\beta} \right)^3. \quad (16)$$

#### IV. DISCUSSION

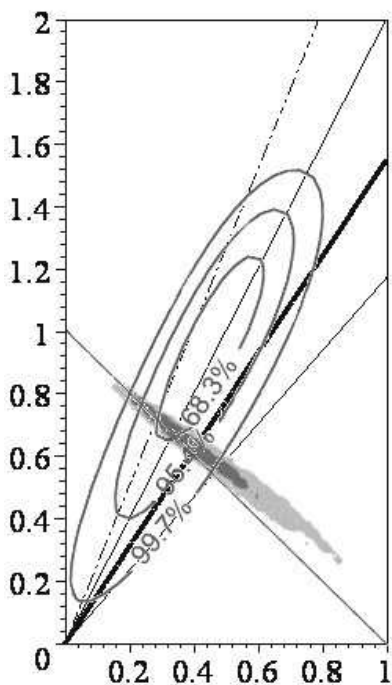


FIG. 2: The  $\Omega_{\Lambda_0}$  (ordinate) -  $\Omega_{M_0}$  (abscissa) plane with transition redshifts. The values of  $1+z_T$  are (top down) = 1.72 (dashed), 1.59, 1.46 (heavy) and 1.33. Superimposed are the *HST* results [2] and the *WMAP* results [1]. In the latter case the “*WMAP only*” results are used and in the former case earlier confidence levels have been removed for clarity. These results are superimposed in exactly the same way in the next two figures.

First let us directly compare the observational results. FIG. 2 uses (15) (equivalently (16)) to compare the transition redshift with the background [1] and supernova observations [2] in the  $\Omega_{\Lambda_0} - \Omega_{M_0}$  plane based on the published results. Whereas the result quoted in [2] is  $1+z_T = 1.46 \pm 0.13$  and whereas this is consistent with [1], it would appear that the supernova observations themselves suggest  $1+z_T = 1.59 \pm 0.13$ . FIG. 3 uses (10) to

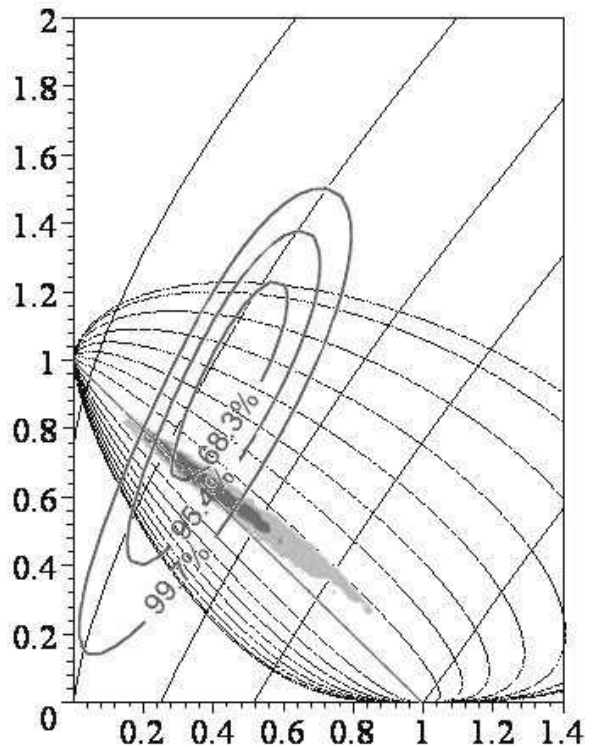


FIG. 3: The  $\Omega_{\Lambda_0}$  (ordinate) -  $\Omega_{M_0}$  (abscissa) plane with ages and  $\alpha$  loci obtained from (10). The values of  $H_0 t_0$ , calculated in the usual way, are (top down) 1.5, 1, 0.826,  $3/4$  and  $2/3$ . Above the delimiter  $\Omega_{\Lambda_0} = 1 - \Omega_{M_0}$   $k = 1$  and the values of  $\alpha$  shown are (bottom up) 500, 100, 40, 20, 12, 8, 6 and 5.4. Below the delimiter  $\Omega_{\Lambda_0} = 1 - \Omega_{M_0}$   $k = -1$  and the values of  $\alpha$  shown are (top down) 500, 100, 40, 20, 12, 8, 6 and 5.4.

show  $\alpha$  loci along with some ages given by way of  $H_0 t_0$ . Whereas the *WMAP* results suggest  $\alpha \geq 500$ , the *HST* results suggest  $\alpha \geq 5.4$  (at a 68.3 % confidence level) with the results centering on  $\alpha \sim 20$ . FIG. 4 uses (12) to show  $\beta$  loci. Whereas the *WMAP* results suggest  $\beta \leq 1/4$ , the *HST* results suggest  $\beta \leq 1.4$  (again at 68.3 %) with the results centering on  $\beta \sim 1$ . To qualitatively summarize the results of FIG. 3 and FIG. 4, in terms of a Robertson diagram, the *WMAP* results suggest that we are near  $\ddot{R} = 0$  but high up with a large  $\Lambda$  and small  $R$ . In contrast, the *HST* results suggest that we are near  $\ddot{R} = 0$  but much lower down this curve with a much smaller  $\Lambda$  and larger  $R$ . We now argue on theoretical grounds that these discrepancies run much deeper.

For the sake of clarity, let us suppose to start that  $k \neq 0$ . From a fundamental point of view, only one equation is involved, (1), and this equation involves only one parameter,  $C$ , and two fundamental constants,  $k$  and  $\Lambda$ . A dimensionless comparison of models must therefore involve only  $\alpha$ . The  $\alpha$  loci also represent the solutions to the Friedmann equation (1), and the  $\Omega_{\Lambda} - \Omega_M$  plane is the associated phase plane as explained above. In this sense  $\alpha$  is not only a natural measure of  $\Lambda$ , but also a unique one. Since  $\alpha \rightarrow \infty$  in the vicinity of the delimiter  $\Omega_{\Lambda} =$

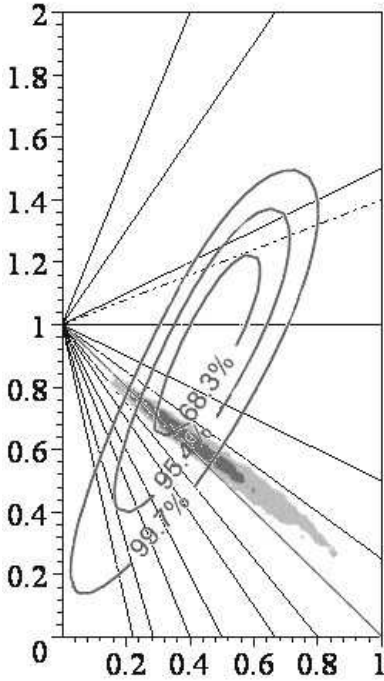


FIG. 4: The  $\Omega_{\Lambda_0}$  (ordinate) -  $\Omega_{M_0}$  (abscissa) plane with  $\beta$  loci obtained from (12). Above the delimiter  $\Omega_{\Lambda_0} = 1 - \Omega_{M_0}$   $k = 1$  and the values of  $\beta$  shown are (bottom up)  $1/4, 1/2, 1, 1.4$  (dashed),  $3/2, 5/2$  and  $7/2$ . Below the delimiter  $\Omega_{\Lambda_0} = 1 - \Omega_{M_0}$   $k = -1$  and the values of  $\beta$  shown are (top down)  $1/4, 1/2, 1, 3/2, 5/2$  and  $7/2$ .

$1 - \Omega_M$  ( $k = 0$ ), unless we are willing to accept divergent values of  $\Lambda$ , observations in the vicinity of the delimiter must be considered as strong evidence for the fact that  $k$  is in fact 0 in which case  $\alpha$  has no meaning, only the combination  $\alpha\beta^3$  does. In this sense the *WMAP* results show that  $k = 0$  since very large values of  $\alpha$  are needed for  $k \neq 0$ . In contrast, the *HST* results are consistent with and focus on much smaller values of  $\alpha$  above the delimiter and so must be considered as strong evidence for the fact that  $k$  is in fact 1. This formalizes, in a precise way, what a glance at the published data would suggest. Results on  $\beta$  can be considered secondary in the sense that these follow from  $\alpha$  given that  $\ddot{R}_0 \sim 0$  ( $1 + z_T \sim 1$ ).

In summary, using the measure of  $\Lambda$  proposed here, whereas there now seems little doubt that  $\Lambda > 0$ , the *WMAP* results prove that  $k = 0$  unless we are willing to accept very large value of  $\Lambda$ . This is not consistent with the *HST* results which, using the same reasoning, argue strongly for  $k = 1$ .

#### Acknowledgments

This work was supported by a grant from the Natural Sciences and Engineering Research Council of Canada.

[\*] Electronic Address: lake@astro.queensu.ca

- [1] D. N. Spergel *et al.*, “First Year Wilkinson Microwave Anisotropy Probe (WMAP) Observations: Determination of Cosmological Parameters”, *Ap. J. Suppl.* **148**, 175 (2003) (astro-ph/0302209)
- [2] A. G. Riess *et al.*, “Type Ia Supernova Discoveries at  $z > 1$  From the Hubble Space Telescope: Evidence for Past Deceleration and Constraints on Dark Energy Evolution”, *Ap. J.* **607**, 665 (2004) (astro-ph/0402512)
- [3] A. G. Riess *et al.*, *A. J.* **116**, 1009 (1998) (astro-ph/9805201)
- [4] S. Perlmutter *et al.*, *Ap. J.* **517**, 565 (1999) (astro-ph/9812133)
- [5] H. P. Robertson, *Rev. Mod. Phys.* **5**, 62 (1933).
- [6] See, for example, W. Rindler, *Relativity* (Oxford University Press, Oxford, 2001).
- [7] The fact that  $\Lambda_E$  is not a universal constant is discussed at length in the older literature. See, for example, J. E. Felten and R. Isaacman, *Rev. Mod. Phys.* **58**, 689 (1986).

- [8] See, for example, C. W. Misner, K. S. Thorne and J. A. Wheeler, *Gravitation*, (Freeman, San Francisco, 1973).
- [9] J. Ehlers and W. Rindler, *Mon. Not. R. Astr. Soc* **238**, 503 (1989).
- [10] Accurate detailed plots of the  $\alpha$  and  $\beta$  loci and background notes on the construction of the  $\Omega_\Lambda - \Omega_M$  plane can be obtained from <http://grtensor.org/Robertson/>
- [11] The locus  $\alpha = 1$ , and only this locus, can be found in some recent texts. See, for example, S. Carroll, *Space-time and Geometry: An Introduction to General Relativity*, (Pearson Addison-Wesley, San Francisco, 2003) and J. B. Hartle, *Gravity: An Introduction to Einstein's General Relativity* (Addison-Wesley, San Francisco, 2002). The details required for the present treatment are given at [10].
- [12] R. A. Daly and S. G. Djorgovski, *Ap. J.* **597**, 9 (2003). (astro-ph/0305197)