

Dark Energy Constraints from the Cosmic Age and Supernova

Bo Feng¹, Xiulian Wang², and Xinmin Zhang¹

¹*Institute of High Energy Physics, Chinese Academy of Science,
P.O. Box 918-4, Beijing 100039, P. R. China and*

²*Institute of Theoretical Physics, Chinese Academy of Sciences, Beijing 100080, P. R. China.*

Using the low limit of cosmic ages from globular cluster and the white dwarfs: $t_0 > 12\text{Gyr}$, together with recent new high redshift supernova observations from the HST/GOODS program and previous supernova data, we give a considerable estimation of the equation of state for dark energy, with uniform priors as weak as $0.2 < \Omega_m < 0.4$ or $0.1 < \Omega_m h^2 < 0.16$. We find cosmic age limit plays a significant role in lowering the upper bound on the variation amplitude of dark energy equation of state. We propose in this paper a new scenario of dark energy dubbed Quintom, which gives rise to the equation of state larger than -1 in the past and less than -1 today, satisfying current observations. In addition we've also considered the implications of recent gas mass fraction data on dark energy, which favors a negative running of the equation of state.

Age limits of our universe are among the earliest motivations for the existence of the mysterious dark energy. Namely, observations of the earliest galaxies could set a low limit on the age of the universe. In 1998, two groups [1, 2] independently showed the accelerating expansion of our universe basing on Type Ia Supernova (SNe Ia) observations of the redshift-distance relations. The recently released first year WMAP data [3] support strongly the concordance model with dark energy taking part of $\sim 2/3$. The most recent discovery of 16 SNe Ia [4] with the Hubble Space Telescope during the GOODS ACS Treasury survey, together with former SNe Ia data alone could provide a strong hint for the existence of dark energy. Riess *et al.*[4] provided evidence at $> 99\%$ for the existence of a transition from deceleration to acceleration using supernova data alone.

Despite our current theoretical ambiguity for the nature of dark energy, the prosperous observational data (*e.g.* supernova, CMB and large scale structure data and so on) have opened a robust window for testing the recent and even early behavior of dark energy using some simple parameterization for its equation of state (*e.g.*, Ref. [5]) or even reconstruction of its recent density [6, 7, 8]. Both recent WMAP fit and more recent fit by Riess *et al.* find the behavior of dark energy is to great extent in consistency with a cosmological constant. In particular when the equation of state is not restricted to be a constant, the fit to observational data improves dramatically [9, 10, 11, 12]. Huterer and Cooray [10] produced uncorrelated and nearly model-independent band power estimates (basing on the principal component analysis[13]) of the equation of state of dark energy and its density as a function of redshift, by fitting to the recent SNe Ia data they found marginal (2σ) evidence for $W(z) < -1$ at $z < 0.2$, which is consistent with other results in the literature[7, 9, 10, 11, 14, 15].

The recent fit to first year WMAP and other CMB data, SDSS and 172 SNe Ia data [16] by Tegmark *et al* [17] provided the most complete and up-to-date fit. Although SNe Ia data accumulated more after that, Ref. [17] should still be a very profitable benchmark for current fit of the observables. However, when considering

the behavior of dark energy alone, one has to do more since Ref.[17] only dealt with constant equation of state before the recent release of 16 more SNe Ia data by Ref.[4]. In fact a complete fit to full observational data still remains impossible provided one wants to reconstruct the full behavior of dark energy, despite the using of the most efficient Markov Chain Monte Carlo(MCMC) method. Under such circumstance Wang *et al.* and Riess *et al.* fitted dark energy to SNe Ia data, 2df[18] linear growth factor and a parameter related (up to a constant) to the angular size distance to the last scattering surface. In fact even the angular size distance is model dependent, as can be seen from Ref.[3] it differs for the six-parameter vanilla model and when an additional parameter α (running of the spectral index) is added. Regarding the constraint from the cosmic age, Krauss[19] used the WMAP fitted value for seven parameters: $t_0 = 13.7 \pm 0.2\text{Gyr}$, together with 1σ HST [20] bound and assuming some specific relation between Ω_m and h , he got a lower bound on constant equation of state: $W > -1.22$, which is in strikingly agreement with WMAP result. Generally speaking, age limit can give an upper limit rather than lower limit, as shown by Cepa[21].

The low limit to the cosmic age can be directly obtained from dating the oldest stellar populations. Globular clusters (GC) in the Milky Way are excellent laboratory for constraining cosmic ages. Carretta *et al.* [22] gave the best estimate for the age of GCs to be $\text{Age}=12.9 \pm 2.9\text{Gyr}$ at 95% level. The limit for age of GCs is around 11-16 Gyr[3]. White dwarf dating provides a good approach to the main sequence turn-off. Richer *et al.*[23] and Hansen *et al.*[24] found an age of $12.7 \pm 0.7\text{Gyr}$ at 2σ level using the white dwarf cooling sequence method. For a full review of cosmic age limit see Ref.[3]. The low limit to cosmic age serves as the 'anti-smoking gun' in excluding models which lead to shorter age. In this paper we use $t_0 > 12.0\text{Gyr}$ as the bound on cosmic age. Other constraints we use are only uniformly in range $0.2 < \Omega_m < 0.4$ or $0.1 < \Omega_m h^2 < 0.16$. As can be seen from Ref.[17], such constraint is much looser than the six parameters + W set and comparable to the

nine-parameter-vary set ¹. We **assume** this constraint to be reasonable with one additional parameter added below: the variation of equation of state. We find for the linear parameterization of W age constraint can shrink the upper bound on W' from ~ 15 to ~ 5 when using SNe Ia alone and from ~ 5 to ~ 2 when considering above priors on Ω_m or $\Omega_m h^2$. While for the model introduced by Linde[5], the upper bound on W_a can shrink from ~ 10 to ~ 5 when with priors on Ω_m or $\Omega_m h^2$.

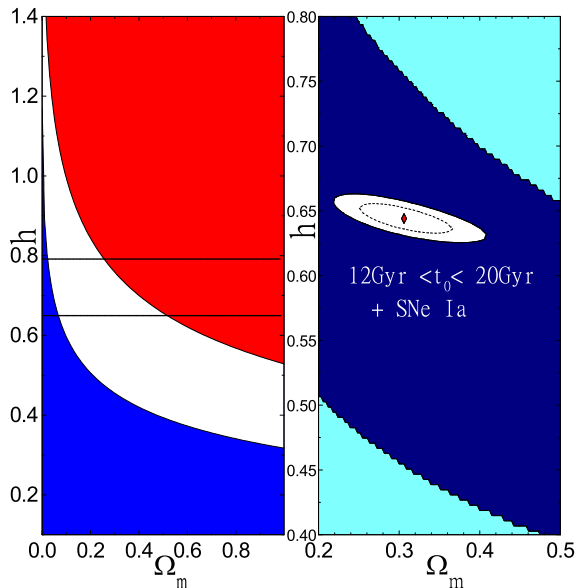


FIG. 1: Age and SNe Ia constraints on Λ CDM cosmology. Left panel: The red area is excluded by $t_0 > 12\text{Gyr}$ and the blue area is excluded by the assumption for $t_0 < 20\text{Gyr}$ for Λ CDM model. The area between the two solid lines is allowed by 1σ HST limit. Right panel: 2σ SNe Ia limit on Λ CDM model. The dashed line corresponds to the 1σ limit and the dot inside denotes the best fit value. The navy area is allowed by age constraint $12\text{Gyr} < t_0 < 20\text{Gyr}$.

The cosmic age can be written as

$$t_0 = H_0^{-1} \int_0^\infty \frac{dz}{(1+z)E(z)}, \quad (1)$$

where [7]

$$E(z) \equiv [\Omega_m(1+z)^3 + (1-\Omega_m)X(z)]^{1/2} \quad (2)$$

and $X(z) \equiv \rho_X(z)/\rho_X(0)$.

Firstly we delineate the effect of age limit in Λ CDM cosmology. In the full paper we assume a flat space, *i.e.* $\Omega_k = 0$. In the left panel of Fig. 1 we vary Ω_m from 0 to 1 and the Hubble parameter h from 0 to 1.4. The red area is excluded by $t_0 > 12.0\text{Gyr}$, the area between the two black solid lines is given by the 1σ HST limit. If we conservatively assume in Λ CDM cosmology the cosmic age is no more than 20 Gyr, the area with blue color will be excluded. It can give a rough estimate for current fraction of matter in the universe, although much looser than SNe Ia constraint as shown in the right panel. The supernova data we use is the "gold" set of 157 SNe Ia published by Riess *et al.* in [4]. In the below we constrain the Hubble parameter to be uniformly in 3σ HST region: $0.51 < h < 0.93$.

In the detailed discussions below we consider two type of parametrizations for the equation of the state of the dark energy,

$$W(z) = W + W'z, \quad (3)$$

(taken as Model A) so that

$$X = a^{-3(1+W-W')}e^{3W'(a^{-1}-1)}, \quad (4)$$

where a is the cosmic scale factor. The other form was proposed by Linder [5](taken as Model B):

$$W(z) = W_1 + W_a z/(1+z), \quad (5)$$

which leads to

$$X = a^{-3(1+W_1+W_a)}e^{3W_a(a-1)}. \quad (6)$$

Both models make a good approximation to the dark energy around the present epoch, while the former model leads to poor parameterization at very large redshift. But as argued by Riess *et al.* [4] this is acceptable for showing the late behavior of dark energy.

SNe Ia data alone proves to be a weak constraint on above models, as shown in the right panel of Fig.2 and also in Ref.[7] where the authors used flux averaging method[11, 26]. In the left panel of Fig.2, the region on up right corner is fully excluded by the age limit ($t_0 > 12\text{Gyr}$). The role of age limit can be easily seen from Eqs.(1-6). In Model A larger W' leads to larger X in early epochs, hence corresponds to smaller ages which can be directly constrained. Similar case works for Model B. Age constraint still works when adding the prior on Ω_m or $\Omega_m h^2$. In Figs.3-4 we show the corresponding effects when adding different priors for SNe Ia on right panels and show the role of age correspondingly in the left panels. The dashed lines are the 1σ regions and the small dots denote the best fit parameters. Up right regions of the left panels are excluded by the cosmic age limit. We can see the age limit reduces significantly the upper regions and consequently changes the best fit values of the model parameters.

As mentioned above, the present data seem to favor an evolving dark energy with the equation of state being

¹ Our prior on Ω_m is also consistent with the median statistics study on mass density by Chen and Ratra[25].

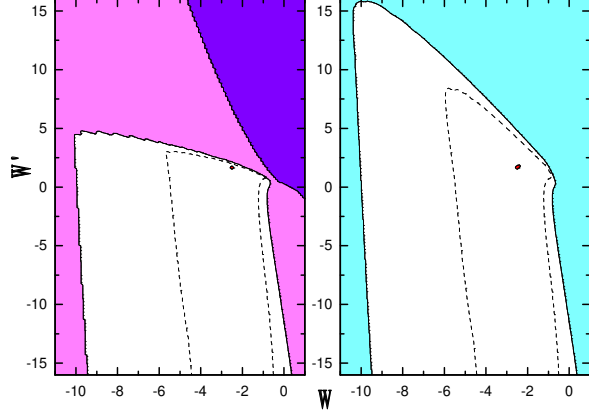


FIG. 2: Right panel: 2σ SNe Ia limit alone on Model A dark energy. Left panel: 2σ SNe Ia limit and age limit ($t_0 > 12\text{Gyr}$) on Model A dark energy. The dots inside the two panels show the best fit parameters.

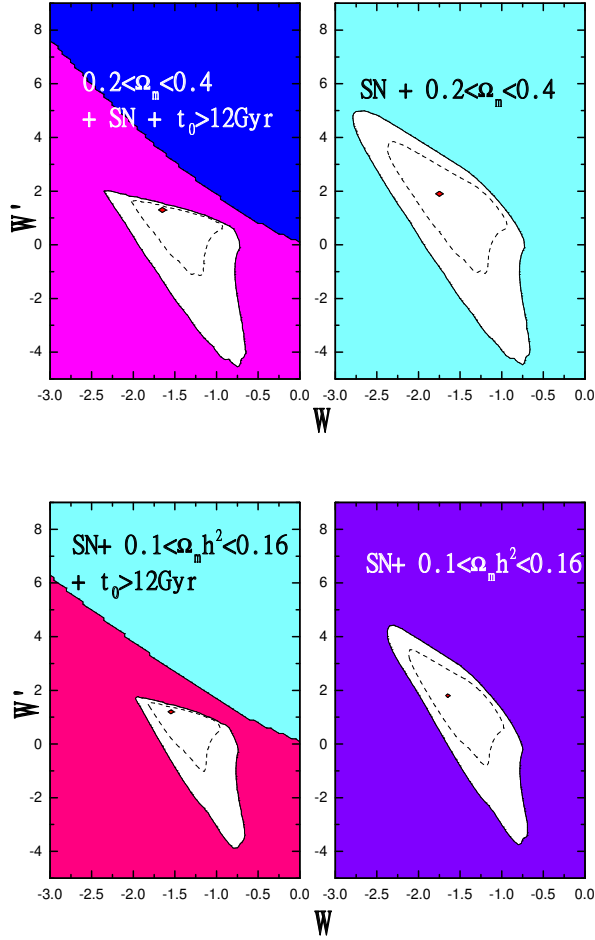


FIG. 3: Age and SNe limits on Model A with different priors as noted inside. The dots inside the 1σ dashed lines denote the best fit parameters.

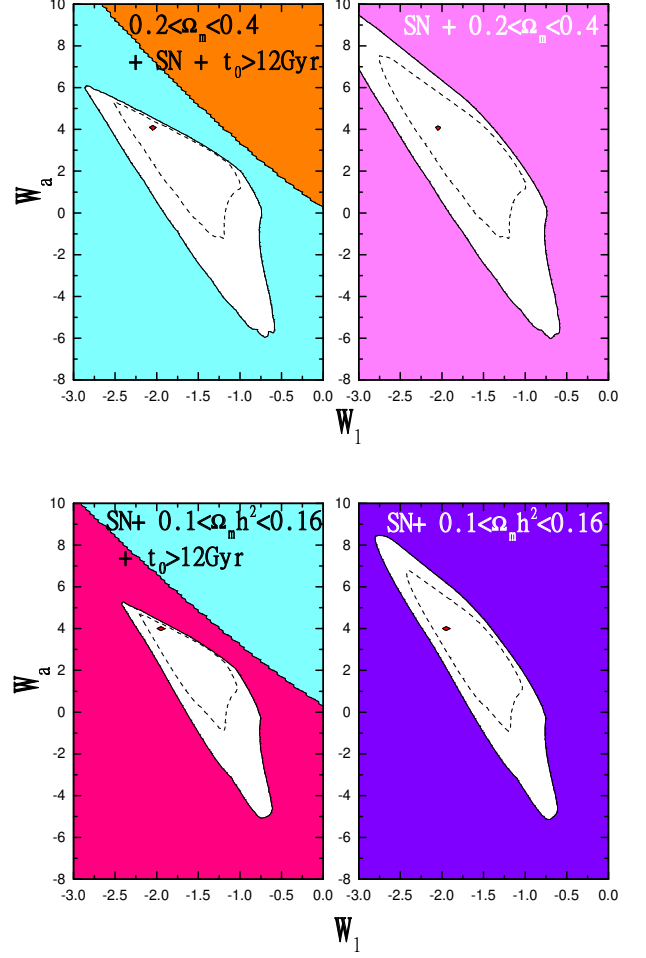


FIG. 4: The same as Fig.3 for Model B.

below -1 around present epoch evolved from $W > -1$ in the past. This can also be seen from the best fit parameters of our Figs. 2-5. If this result is confirmed in the future, it has important implications for the theory of dark energy. Firstly, the cosmological constant as a candidate for dark energy will be excluded and dark energy must be dynamical. Secondly, the simple dynamical dark energy models considered vastly in the literature like the quintessence[27, 28] or the phantom[29, 30, 31, 32] can not be satisfied either.

In the quintessence model, the energy density and the pressure for the quintessence field are

$$\rho = \frac{1}{2}\dot{Q}^2 + V(Q), \quad p = \frac{1}{2}\dot{Q}^2 - V(Q). \quad (7)$$

So, its equation of state $W = p/\rho$ is in the range $-1 \leq W \leq 1$ for $V(Q) > 0$. However, for the phantom [29] which has the opposite sign of the kinetic term compared with the quintessence in the Lagrangian (we use the convention $(+, -, -, -)$ for the sign of the metric),

$$\mathcal{L} = -\frac{1}{2}\partial_\mu Q \partial^\mu Q - V(Q), \quad (8)$$

the equation of state $W = (-\frac{1}{2}\dot{Q}^2 - V)/(-\frac{1}{2}\dot{Q}^2 + V)$ is located in the range of $W \leq -1$. Neither the quintessence nor the phantom alone can fulfill the transition from $W > -1$ to $W < -1$ and vice versa. But at least a system containing two fields, one being the quintessence with the other being the phantom field, can do this job. The combined effects will provide a scenario where at early time the quintessence dominates with $W > -1$ and lately the phantom dominates with W less than -1 , satisfying current observations. As an example, we consider a model:

$$\mathcal{L} = \frac{1}{2}\partial_\mu\phi_1\partial^\mu\phi_1 - \frac{1}{2}\partial_\mu\phi_2\partial^\mu\phi_2 - V_0[\exp(-\frac{\lambda}{m_p}\phi_1) + \exp(-\frac{\lambda}{m_p}\phi_2)], \quad (9)$$

where ϕ_1 and ϕ_2 stand for the quintessence and phantom. In Fig. 4, we illustrate the evolution of the effective equation of state of such a system with $-\ln(1+z)$.

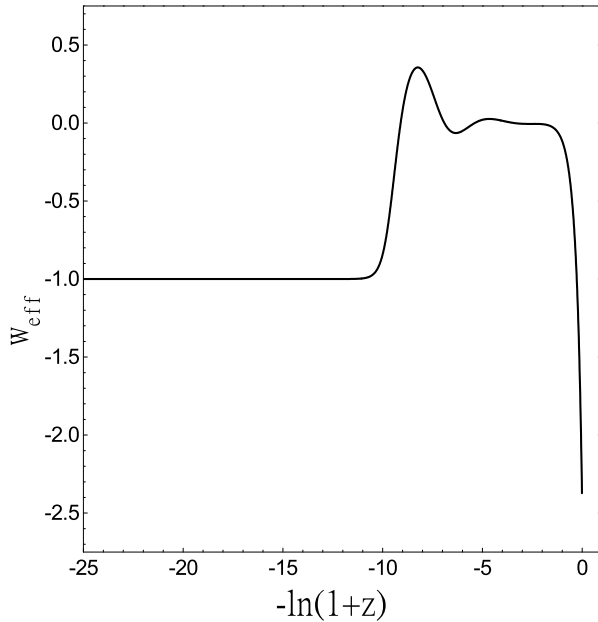


FIG. 5: The evolution of the effective equation of state of the double scalar fields given in Eq. (9). The parameters are chosen as: $V_0 = 8.38 \times 10^{-126} m_p^4$, $\lambda = 20$. We set the initial conditions as: $\phi_{1i} = -1.7m_p$, $\phi_{2i} = -0.2292m_p$, which lead to $\Omega_{m0} = 0.30$, $w_{\text{eff}0} = -2.44$.

In general to realize the transition of W around -1 , one needs to consider models of dark energy with more complicated dynamics and interactions with gravity and matter. This class model of dark energy, which we dub “Quintom”, is different from the quintessence or phantom in the determination of the evolution and fate of the universe. Generically speaking, the phantom model has to be more fine tuned in the early epochs to serve

as dark energy today, since its energy density increases with expansion of the universe. Meanwhile the quintom model as illustrated in Fig.5 can preserve the tracking behavior of quintessence [33, 34], where less fine tuning is needed. We will leave the detailed investigation of the Quintom models in a separated publication [35], however will mention briefly two of the possibilities below in addition to the one in Eq. (9). One will be the scalar field models with non-minimal coupling to the gravity [36, 37] where the effective equation of the state can be arranged to change from above -1 to below -1 and vice versa. For a single scalar field coupled with gravity minimally, one may consider a model with a non-canonical kinetic term with the following effective Lagrangian [35]:

$$\mathcal{L} = \frac{1}{2}f(T)\partial_\mu Q\partial^\mu Q - V(Q), \quad (10)$$

where $f(T)$ in the front of the kinetic term is a dimensionless function of the temperature or some other scalar fields. During the evolution of the universe when $f(T)$ changes sign from positive to negative it gives rise to an realization of the interchanges between the quintessence and the phantom scenarios.

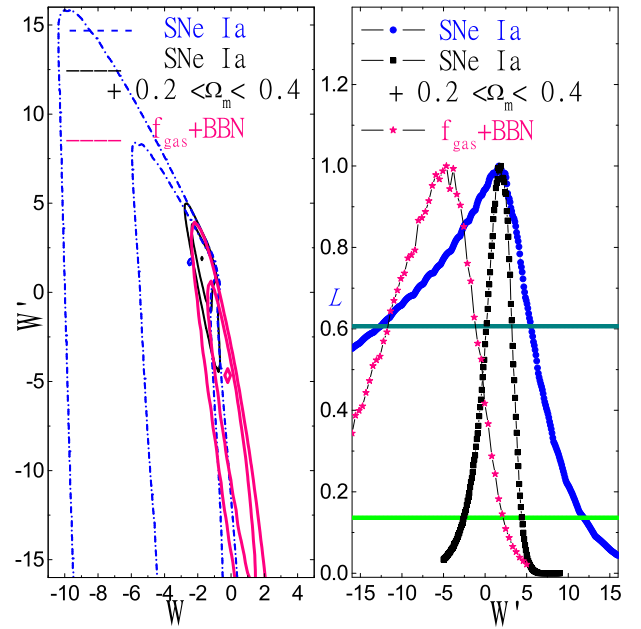


FIG. 6: 2– dimensional and 1– dimensional constraints on W' in light of the data f_{gas} from Chandra observations from Ref. 38, with SNe Ia constraints also shown for comparison.

Recently Allen *et al.* [38] have provided new observational data basing on Chandra measurements of the X-ray gas mass fraction in 26 X-ray luminous and on some

assumptions of f_{gas} . We use their data and fit to Model A, we set the same gaussian prior on Ω_{baryon} as Ref. 38 meanwhile varying h uniformly in range $0.51 \sim 0.93$ and $0 < \Omega_m < 1$. We delineate the resulting 2- dimensional and 1- dimensional plots in Fig.6, together with previous SNe Ia results for comparison (here we do not include age constraint for simplicity). Very interestingly we get $W' < 0$ with the center value $(W, W') = (-0.23, -4.6)$ when varying fine grids, which indicates the universe may not be accelerating today but in the very near past. However the smallest redshift of f_{gas} data gives $z = 0.077900$ [38], this shows also some poor parameterization of model A. The parameterization of dark energy remains a paradox today [42]. However, in any case if nonzero W' gets more favored with the accumulation of observational data, it gives strong implications for dark energy metamorphosis. We also find although the two data sets give consistent results to model A, there seems to be some discrepancy. In Fig.6, the contours do overlap in 1σ regions, but only in a small area and the right panel is more distinctive: f_{gas} favors a negative W' at more than 1.3σ while a positive W' is favored at around 1.1σ with the prior on Ω_m for SNe Ia. Basically the X-ray data probe the late behavior of the angular-diameter distance and SNe Ia probes the luminosity distance. There

seems to be some discrepancy between them and this may possibly be due to some new physics[39, 40, 41].

In summary in this paper we consider the effect of cosmic age and supernova limits on the variation of W . Our results show that age limit plays a significant role in lowering the variation of amplitude on the equation of state. Current SNe Ia observation seems to favor a variation of W from > -1 in the recent past and < -1 today. If such a result holds on with the accumulation of observational data, this would be a great challenge to current cosmology. We give a simplest example of Quintom which can satisfy the current implications on the equation of state on dark energy, and discuss briefly the possibility of building Quintom models.

Acknowledgements: We are indebted to Prof. Yun Wang for enlightening discussions on supernova and age. We thank Profs. Zuhui Fan and Dragan Huterer and Dr. Tirth Roy Choudhury for helpful discussions on supernova. We are grateful to Profs. Ruth Daly, Steve Allen and Xingchang Song and Dr. Gang Chen for discussions. We thank Dr. Mingzhe Li for hospitable help and Drs. Xiaojun Bi, Hong Li and Yunsong Piao for useful discussions. This work is supported in part by National Natural Science Foundation of China under Grant Nos. 90303004 and 19925523 and by Ministry of Science and Technology of China under Grant No. NKBRSF G19990754.

-
- [1] A.G. Riess *et al.*, *Astron. J.* **116**, 1009 (1998).
 - [2] S. Perlmutter *et al.*, *Astrophys. J.* **517**, 565 (1999).
 - [3] D.N. Spergel *et al.*, *Astrophys. J. Suppl.* **148**, 175 (2003).
 - [4] A.G. Riess *et al.*, *astro-ph/0402512*.
 - [5] E. Linder, *Phys. Rev. Lett.* **90**, 091301 (2003).
 - [6] T. D. Saini, S. Raychaudhury, V. Sahni, and A. A. Starobinsky, *Phys. Rev. Lett.* **85**, 1162 (2000).
 - [7] Y. Wang and M. Tegmark, *astro-ph/0403292*.
 - [8] R. A. Daly and S. G. Djorgovski, *Astrophys. J.* in press, *astro-ph/0403664*.
 - [9] U. Alam, V. Sahni, and A. A. Starobinsky, *astro-ph/0403687*.
 - [10] D. Huterer and A. Cooray, *astro-ph/0404062*.
 - [11] Y. Wang and P. Mukherjee, *Astrophys. J.* **606**, 654 (2004).
 - [12] Y. Gong, *astro-ph/0405446*.
 - [13] D. Huterer and G. Starkman, *Phys. Rev. Lett.* **90**, 031301 (2003).
 - [14] T. R. Choudhury and T. Padmanabhan, *astro-ph/0311622*; T. R. Choudhury and T. Padmanabhan, *Mon. Not. Roy. Astron. Soc.* **344**, 823 (2003).
 - [15] Z. H. Zhu, M. K. Fujimoto, and X. T. He, *Astron. Astrophys.* **417**, 833 (2004).
 - [16] J. L. Tonry *et al.*, *Astrophys. J.* **594**, 1 (2003).
 - [17] M. Tegmark *et al.*, *astro-ph/0310723*, PRD, in press.
 - [18] W. J. Percival *et al.*, *Mon. Not. Roy. Astr. Soc.* **327**, 1297 (2001).
 - [19] L. Krauss, *Astrophys. J.* **596**, L1 (2003).
 - [20] W. L. Freedman *et al.*, *Astrophys. J.* **553**, 47 (2001).
 - [21] J. Cepa, *astro-ph/0403616*.
 - [22] E. Carretta *et al.*, *Astrophys. J.* **533**, 215 (2000).
 - [23] H.B. Richer *et al.*, *Astrophys. J.* **574**, L151 (2002).
 - [24] B. M. S. Hansen *et al.*, *Astrophys. J.* **574**, L155 (2002).
 - [25] G. Chen and B. Ratra, *Publ. Astron. Soc. Pac.* **115**, 1143 (2003).
 - [26] Y. Wang, *Astrophys. J.* **536**, 531 (2000).
 - [27] B. Ratra and P. J. E. Peebles, *Phys. Rev. D* **37**, 3406 (1988); P. J. E. Peebles and B. Ratra, *Astrophys. J.* **325**, L17 (1988).
 - [28] C. Wetterich, *Nucl. Phys. B* **302**, 668 (1988); C. Wetterich, *Astron. Astrophys.* **301**, 321 (1995).
 - [29] R. R. Caldwell, *Phys. Lett. B* **545**, 23 (2002).
 - [30] R. R. Caldwell, M. Kamionkowski, and N. N. Weinberg, *Phys. Rev. Lett.* **91**, 071301 (2003).
 - [31] S. M. Carroll, M. Hoffman and M. Trodden, *Phys. Rev. D* **68**, 023509 (2003).
 - [32] Y. S. Piao and E. Zhou, *Phys. Rev. D* **68**, 083515 (2003); Y. S. Piao, B. Feng, and Xinmin Zhang, *Phys. Rev. D* **69**, 103520 (2004).
 - [33] P. J. Steinhardt, L. M. Wang and I. Zlatev, *Phys. Rev. D* **59**, 123504 (1999).
 - [34] E. J. Copeland, A. R. Liddle and D. Wands, *Phys. Rev. D* **57** 4686, (1998).
 - [35] B. Feng, M. Li, Y. Piao, X. Chen, and X. Zhang, in preparation.
 - [36] V. Faraoni, *Int. J. Mod. Phys. D* **11**, 471 (2002); E. Gunzig *et al.*, *Phys. Rev. D* **63**, 067301 (2001); D. F. Torres, *Phys. Rev. D* **66**, 043522 (2002).
 - [37] H. Li, X. Bi, and X. Zhang, in preparation.
 - [38] S. W. Allen, R. W. Schmidt, H. Ebeling, A. C. Fabian, and L. van Speybroeck, *astro-ph/0405340*.
 - [39] C. Csáki, N. Kaloper, and J. Terning, *Phys. Rev. Lett.* **88**, 161302 (2002).
 - [40] B. A. Bassett and M. Kunz, *Phys. Rev. D* **69** 101305

- (2004).
- [41] B. Feng, M. Li, H. Li, and X. Zhang, to appear.
- [42] E. V. Linder, astro-ph/0406189.