

Dark Energy Constraints from the Cosmic Age and Supernova

Bo Feng¹, Xiulian Wang², and Xinmin Zhang¹

¹*Institute of High Energy Physics, Chinese Academy of Science,
P.O. Box 918-4, Beijing 100039, P. R. China and*

²*Institute of Theoretical Physics, Chinese Academy of Sciences, Beijing 100080, P. R. China.*

Using the low limit of cosmic ages from globular cluster and the white dwarfs: $t_0 > 12\text{Gyr}$, together with recent new high redshift supernova observations from the HST/GOODS program and previous supernova data, we give a considerable estimation of the equation of state for dark energy, with priors as weak as $0.2 < \Omega_m < 0.4$ or $0.1 < \Omega_m h^2 < 0.16$. We find cosmic age limit plays a significant role in lowering the upper bound on the variation amplitude of dark energy equation of state. We also provide a simple Quintom model which gives rise to the equation of state larger than -1 in the past and less than -1 today, satisfying current observations.

Age limits of our universe are among the earliest motivations for the existence of the mysterious dark energy. Namely, observations of the earliest galaxies could set a low limit on the age of the universe. In 1998, two groups [1, 2] independently showed the accelerating expansion of our universe basing on Type Ia Supernova observations of the redshift-distance relations. The recently released first year WMAP data [3] support strongly for the concordance model with dark energy taking part of $\sim 2/3$. The most recent discovery of 16 Type Ia supernovae (SNe Ia) [4] with the Hubble Space Telescope during the GOODS ACS Treasury survey, together with former SNe Ia data alone could provide a strong hint for the existence of dark energy. Riess et al provided evidence at $> 99\%$ for the existence of a transition from deceleration to acceleration using supernova data alone.

Despite our current theoretical ambiguity for the nature of dark energy, the prosperous observational data (e.g. supernova, CMB and large scale structure data and so on) have opened a robust window for testing the recent and even early behavior of dark energy using some simple parameterization for its equation of state (e.g., Ref. [5]) or even reconstruction of its recent density [6, 7]. Both recent WMAP fit and more recent fit by Riess et al find the behavior of dark energy is to great extent in consistence with cosmological constant. In particular when the equation of state is not restricted to be a constant, the fit to observational data improves dramatically [8, 9, 10]. Huterer and Cooray [9] produced uncorrelated and nearly model-independent band power estimates of the equation of state of dark energy and its density as a function of redshift, by fitting to the recent SNe Ia data they found marginal ($2\text{-}\sigma$) evidence for $W(z) < -1$ at $z < 0.2$, which is consistent with other results in the literature [7, 8, 9, 10].

The recent fit to first year WMAP and other CMB data, SDSS and 172 SNe Ia data [11] by Tegmark et al [12] provided the most complete and up-to-date fit. Although SNe Ia data accumulated more after that, Ref. [12] should still be a very profitable benchmark for current fit of the observables. However, when considering the behavior of dark energy alone, one has to do more since Ref. [12] only dealt with constant equation of state

before the recent release of 16 more SNe Ia data by Ref. [4]. In fact a complete fit to full observational data still remains impossible provided one wants to reconstruct the full behavior of dark energy, despite the using of the most efficient Markov Chain Monte Carlo (MCMC) method. Under such circumstance Wang et al and Riess et al fitted dark energy to SNe Ia data, 2df linear growth factor and a parameter related to the angular size distance to the last scattering surface. In fact even the angular size distance is model dependent, as can be seen from Ref. [3] it differs for the six-parameter vanilla model and when an additional parameter α (running of the spectral index) is added. Regarding the constraint from the cosmic age, Krauss [13] used the WMAP fitted value for seven parameters: $t_0 = 13.7 \pm 0.2\text{Gyr}$, together with 1σ HST [14] bound and assuming some specific relation between Ω_m and h , he got a lower bound on constant equation of state: $W > -1.22$, which is in strikingly agreement with WMAP result. Generally speaking, age limit can give an upper limit rather than lower limit, as shown by Cepa [15].

The low limit to the cosmic age can be directly obtained from dating the oldest stellar populations. Globular clusters (GC) in the Milky Way are excellent laboratory for constraining cosmic ages. Carretta et al [16] gave the best estimate for the age of GCs to be $\text{Age} = 12.9 \pm 2.9\text{Gyr}$ at 95% level. The limit for age of GCs is around 11-16 Gyr [3]. White dwarf dating provides a good approach to the main sequence turn-off. Richer et al [17] and Hansen et al [18] found an age of $12.7 \pm 0.7\text{Gyr}$ at 2σ level using the white dwarf cooling sequence method. For a full review of cosmic age limit see Ref. [3]. The low limit to cosmic age serves as the ‘anti-smoking gun’ in excluding models which lead to shorter age. In this paper we use $t_0 > 12.0\text{Gyr}$ as the bound on cosmic age. Other constraint we use are only $0.2 < \Omega_m < 0.4$ or $0.1 < \Omega_m h^2 < 0.16$. As can be seen from Ref. [12], such constraint is much looser than the six parameters+ W set and comparable to the nine-parameter-vary set. We **assume** this constraint to be reasonable with one additional parameter added below: the variation of equation of state. We find for the linear parameterization of W age constraint can shrink the

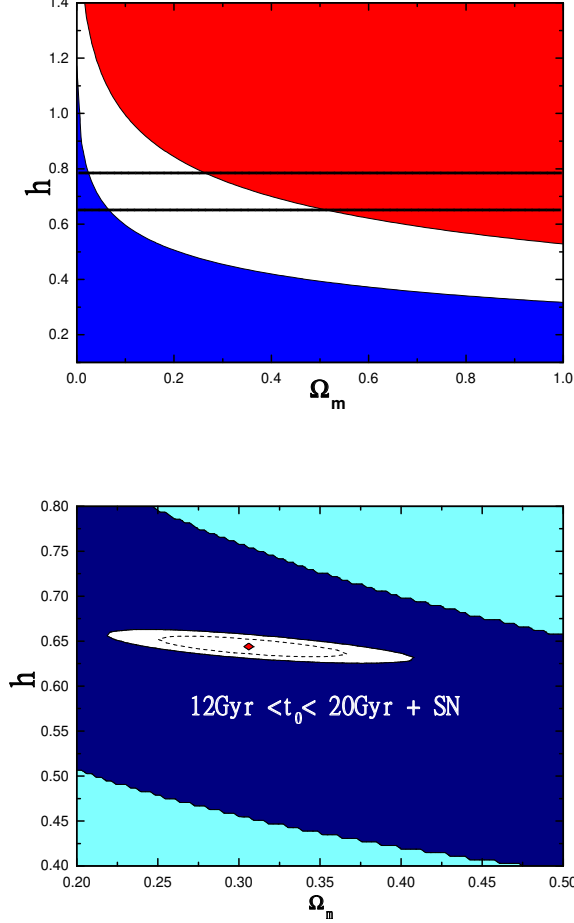


FIG. 1: Age and SNe Ia constraints on Λ CDM cosmology. Upper panel(Fig. 1a): The red area is excluded by $t_0 > 12\text{Gyr}$ and the blue area excluded by the assumption for $t_0 < 20\text{Gyr}$ for Λ CDM model. The area between the two solid lines is allowed by 1σ HST limit. Lower panel(Fig. 1b): 2σ SNe Ia limit on Λ CDM model. The dashed line corresponds to the 1σ limit and the dot inside denotes the best fit value. The navy area is allowed by age constraint $12\text{Gyr} < t_0 < 20\text{Gyr}$.

upper bound on W' from ~ 15 to ~ 5 when using SNe Ia alone and from ~ 5 to ~ 2 when considering priors on Ω_m or $\Omega_m h^2$. While for the model introduced by Linde[5], the upper bound on W_a can shrink from ~ 10 to ~ 5 when with priors on Ω_m or $\Omega_m h^2$.

The cosmic age can be written as

$$t_0 = H_0^{-1} \int_0^\infty \frac{dz}{(1+z)E(z)}, \quad (1)$$

where [7]

$$E(z) \equiv [\Omega_m(1+z)^3 + (1-\Omega_m)X(z)]^{1/2} \quad (2)$$

and $X(z) \equiv \rho_X(z)/\rho_X(0)$.

Firstly we delineate the effect of age limit in Λ CDM cosmology. In the full paper we assume a flat space, i.e.

$\Omega_k = 0$. In Fig. 1a (upper figure) we vary Ω_m from 0 to 1 and the hubble parameter h from 0 to 1.4. The red area is excluded by $t_0 > 12.0\text{Gyr}$, the area between the two black solid lines is given by the 1σ HST limit. If we conservatively assume in Λ CDM cosmology the cosmic age is no more than 20 Gyr, the area with blue color will be excluded. It can give a rough estimate for current fraction of matter in the universe, although much looser than SNe Ia constraint as shown in Fig.1b (lower figure). The supernova data we use is the "gold" set of 157 SNe Ia published by Riess *et al.* in [4]. In the below we constraint the Hubble parameter to be in 3σ HST region: $0.51 < h < 0.93$.

In the detailed discussions below we consider two type of parametrizations for the equation of the state of the dark energy,

$$W(z) = W + W'z, \quad (3)$$

(taken as Model A) so that

$$X = a^{-3(1+W-W')} e^{3W'(a^{-1}-1)}, \quad (4)$$

where a is the cosmic scale factor. The other form was proposed by Linder [5](taken as Model B):

$$W(z) = W_1 + W_a z / (1+z), \quad (5)$$

which leads to

$$X = a^{-3(1+W_1+W_a)} e^{3W_a(a-1)}. \quad (6)$$

Both models make a good approximation to the dark energy around the present epoch, while the former model leads to poor parameterization at very large redshift. But as argued by Riess *et al* [4] this is acceptable for showing the late behavior of dark energy.

SNe Ia data alone proves to be a weak constraint on above models, as shown in the right panel of Fig.2 and also in Ref.[7] where the authors used flux averaging method[10, 19]. In the left panel of Fig.2, the region on up right corner is fully excluded by the age limit($t_0 > 12\text{Gyr}$). The role of age limit can be easily seen from Eqs.(1-6). In Model A larger W' leads to larger X in early epochs, hence corresponds to smaller ages which can be directly constrained. Similar case works for Model B. Age constraint still works when adding the prior on Ω_m or $\Omega_m h^2$. In Figs.3-4 we show the corresponding effects when adding different priors for SNe Ia on right panels and show the role of age corresponding in the left panels. The dashed lines are the 1σ regions and the small dots denote the best fit parameters. Up right regions of the left panels are excluded by cosmic age limit. We can see the age limit reduces significantly the upper regions and consequently changes the best fit values of the model parameters.

As mentioned above, the present data seem to favor an evolving dark energy with the equation of state being below -1 around present epoch evolved from $W > -1$ in

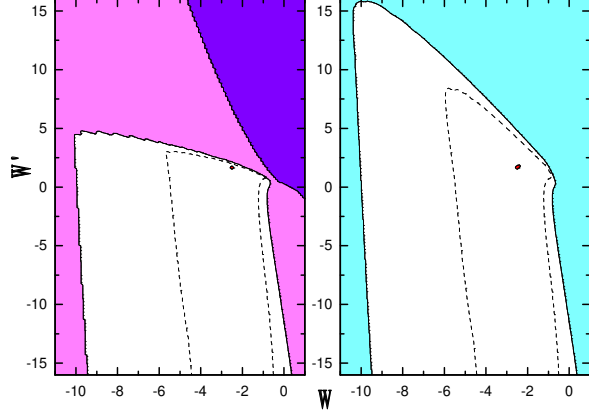


FIG. 2: Right panel: 2σ SN Ia limit alone on Model A dark energy model. Left panel: 2σ SN Ia limit and age limit ($t_0 > 12\text{Gyr}$) on Model A dark energy model. The dots inside the two panels show the best fit parameters.

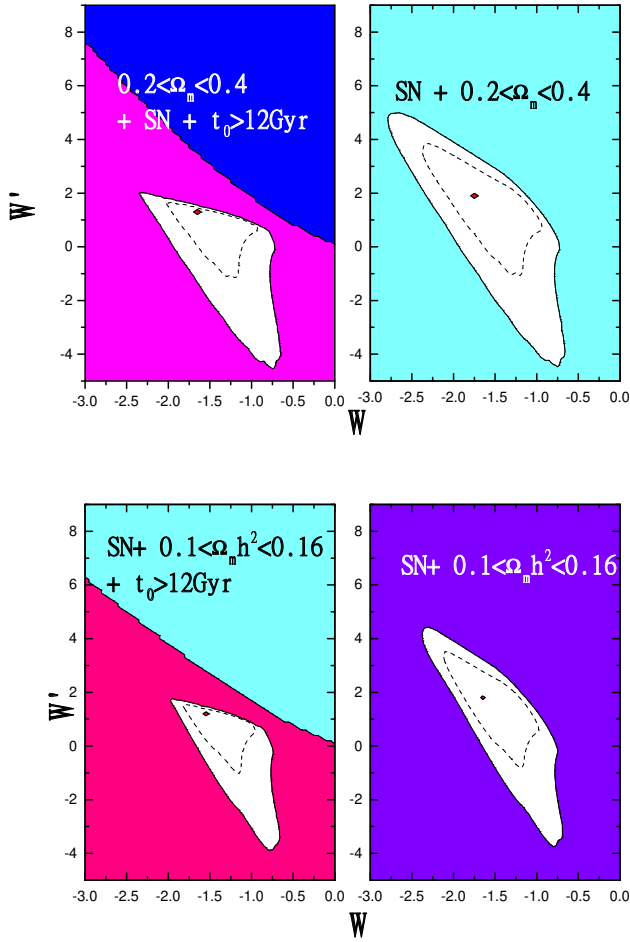


FIG. 3: Age and SN limits on Model A with different priors as noted inside. The dots inside the 1σ dashed lines denote the best fit parameters.

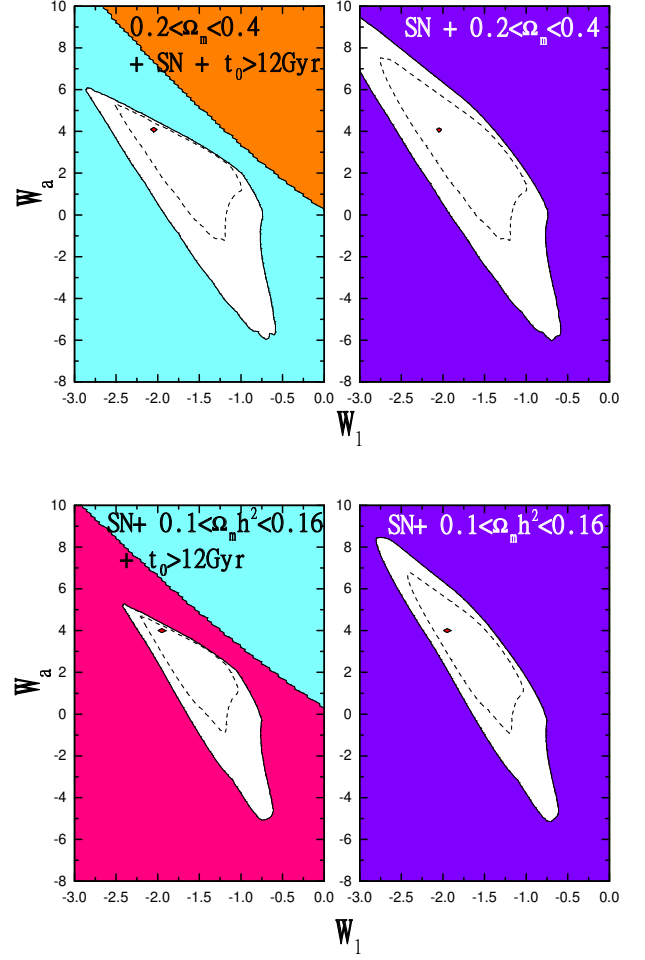


FIG. 4: The same as Fig.3 for Model B.

the past. This can also be seen from the best fit parameters of our Figures. 2-5. If this result is confirmed in the future, it has important implications for the theory of dark energy. Firstly, the cosmological constant as a candidate for dark energy will be excluded and dark energy must be dynamical. Secondly, the simple dynamical dark energy models considered vastly in the literature like the quintessence or the phantom can not be satisfied either.

In the quintessence model, the energy density and the pressure for the quintessence field are

$$\rho = \frac{1}{2}\dot{Q}^2 + V(Q), \quad p = \frac{1}{2}\dot{Q}^2 - V(Q). \quad (7)$$

So, its equation of state $W = p/\rho$ is in the range $-1 \leq W \leq 1$ for $V(Q) > 0$. However, for the phantom [20] which has the opposite sign of the kinetic term compared with the quintessence in the Lagrangian (we use the convention $(+, -, -, -)$ for the sign of the metric),

$$\mathcal{L} = -\frac{1}{2}\partial_\mu Q \partial^\mu Q - V(Q), \quad (8)$$

the equation of state $W = (-\frac{1}{2}\dot{Q}^2 - V)/(-\frac{1}{2}\dot{Q}^2 + V)$ is located in the range of $W \leq -1$. Neither the quintessence nor the phantom alone can fulfill the transition from $W > -1$ to $W < -1$ and vice versa. But at least a system containing two fields, one being the quintessence with the other being the phantom field, can do this job. The combined effects will provide a scenario where at early time the quintessence dominates with $W > -1$ and lately the phantom dominates with W less than -1 , satisfying current observations. As an example, we consider a model:

$$\mathcal{L} = \frac{1}{2}\partial_\mu\phi_1\partial^\mu\phi_1 - \frac{1}{2}\partial_\mu\phi_2\partial^\mu\phi_2 - V_0[\exp(-\frac{\lambda}{m_p}\phi_1) + \exp(-\frac{\lambda}{m_p}\phi_2)], \quad (9)$$

where ϕ_1 and ϕ_2 stand for the quintessence and phantom. In Figure 5, we illustrate the evolution of the effective equation of state of such a system with $-\ln(1+z)$.

In general to realize the transition of W around -1 , one needs to consider models of dark energy with more complicated dynamics and interactions with gravity and matter. This class model of dark energy, which we call as ‘‘Quintom’’ will be different from the quintessence or phantom in the determination of the evolution and fate of the universe. We will leave the detailed investigation of the Quintom models in a separated publication [21], however will mention briefly two of the possibilities below in addition to the one in Eq. (9). One will be the scalar field models with non-minimal coupling to the gravity [22, 23] where the effective equation of the state can be arranged to change from above -1 to below -1 and vice versa. For a single scalar field coupled with gravity minimally, one may consider a model with a non-canonical kinetic term and the following effective Lagrangian [21]:

$$\mathcal{L} = \frac{1}{2}f(T)\partial_\mu Q\partial^\mu Q - V(Q), \quad (10)$$

where $f(T)$ in the front of the kinetic term is a dimensionless function of the temperature or some other scalar fields. During the evolution of the universe when $f(T)$ changes sign from positive to negative it gives rise to an realization of the interchanges between the quintessence and the phantom scenarios.

In summary in this paper we consider the effect of cosmic age and supernova limit on the variation of W . Our results show that age limit plays a significant role in lowering the variation of amplitude on the equation of state. Current observation seems to favor a variation of W from > -1 in the recent past and < -1 today. If such a result holds on with the accumulation of observational data, this would be a great challenge to current cosmology.

We give a simplest example of Quintom which can satisfy the current implications on the equation of state on dark energy, and discuss briefly the possibility of building Quintom models in a unified way.

Acknowledgements: We are grateful to Prof. Yun Wang and Prof. Zuhui Fan for helpful discussions on

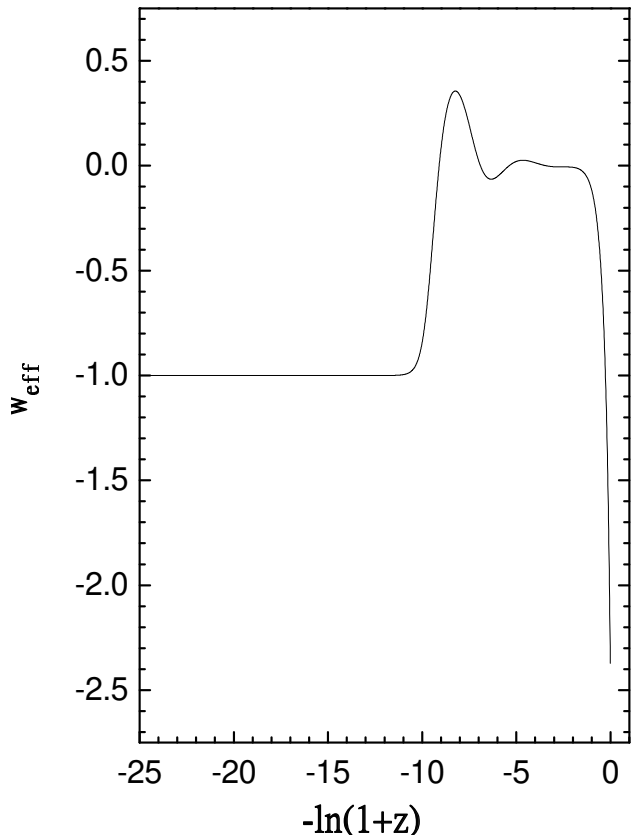


FIG. 5: The evolution of the effective equation of state of the double scalar fields given in Eq. (9). The parameters are chosen as: $V_0 = 8.38 \times 10^{-126} m_p^4$, $\lambda = 20$. We set the initial conditions as: $\phi_{1i} = -1.7m_p$, $\phi_{2i} = -0.2292m_p$, which lead to $\Omega_{m0} = 0.30$, $w_{\text{eff}0} = -2.44$.

supernova and age. We thank Dr. Mingzhe Li for hospitable help and Drs. Xiaojun Bi, Hong Li and Yunsong Piao for useful discussions. This work is supported in part by National Natural Science Foundation of China under Grant Nos. 90303004 and 19925523 and by Ministry of Science and Technology of China under Grant No. NKBRSF G19990754.

- [3] D.N. Spergel *et al.*, *Astrophys. J. Suppl.* **148**, 175 (2003).
- [4] A.G. Riess *et al.*, astro-ph/0402512.
- [5] E. Linder, *Phys. Rev. Lett.* **90**, 091301 (2003).
- [6] T.D. Saini, S. Raychaudhury, V. Sahni, and A.A. Starobinsky, *Phys. Rev. Lett.* **85**, 1162 (2000).
- [7] Y. Wang and M. Tegmark, astro-ph/0403292.
- [8] U. Alam, V. Sahni, and A.A. Starobinsky, astro-ph/0403687.
- [9] D. Huterer and A. Cooray, astro-ph/0404062.
- [10] Y. Wang and P. Mukherjee, *Astrophys. J.* in press, astro-ph/0312192.
- [11] J.L. Tonry *et al.*, *Astrophys. J.* **594**, 1 (2003).
- [12] M. Tegmark *et al.*, astro-ph/0310723, PRD, in press.
- [13] L. Krauss, *Astrophys. J.* **596**, L1 (2003).
- [14] W.L. Freedman *et al.*, *Astrophys. J.* **553**, 47 (2001).
- [15] J. Cepa, astro-ph/0403616.
- [16] E. Carretta *et al.*, *Astrophys. J.* **533**, 215 (2000).
- [17] H.B. Richer *et al.*, *Astrophys. J.* **574**, L151 (2002).
- [18] B.M.S. Hansen *et al.*, *Astrophys. J.* **574**, L155 (2002).
- [19] Y. Wang, *Astrophys. J.* **536**, 531 (2000).
- [20] R.R. Caldwell, *Phys. Lett. B* **545**, 23 (2002).
- [21] B. Feng, M. Li, Y. Piao, X. Chen, and X. Zhang, in preparation.
- [22] V. Faraoni, *Int. J. Mod. Phys. D* **11**, 471 (2002); E. Gunzig *et al.*, *Phys. Rev. D* **63**, 067301 (2001); D.F. Torres, *Phys. Rev. D* **66**, 043522 (2002).
- [23] H. Li, X. Bi, and X. Zhang, in preparation.
- [24] R.R. Caldwell, M. Kamionkowski, and N.N. Weinberg, *Phys. Rev. Lett.* **91**, 071301 (2003).