

# How Accurately Can We Calculate the Depth of the Solar Convective Zone?

John N. Bahcall and Aldo M. Serenelli

and

Institute for Advanced Study, Einstein Drive, Princeton, NJ 08540

Marc Pinsonneault

Department of Astronomy, Ohio State University, Columbus, OH 43210

Received \_\_\_\_\_; accepted \_\_\_\_\_

## ABSTRACT

We evaluate the logarithmic derivative of the depth of the solar convective zone with respect to the logarithm of the radiative opacity,  $\partial \ln R_{CZ} / \partial \ln \kappa$ . We use this expression to show that the radiative opacity near the base of the solar convective zone (CZ) must be known to an accuracy of  $\pm 0.6\%$  in order to calculate the CZ depth to the accuracy of the helioseismological measurement,  $R_{CZ} = (0.713 \pm 0.001) R_{\odot}$ . The radiative opacity near the base of the CZ that is obtained from OPAL tables must be increased by  $\sim 7\%$  in the Bahcall-Pinsonneault (2004) solar model if one wants to invoke opacity errors in order to reconcile recent solar heavy abundance determinations with the helioseismological measurement of  $R_{CZ}$ . We show that the radiative opacity near the base of the convective zone depends sensitively upon the assumed heavy element mass fraction,  $Z$ . The uncertainty in the measured value of  $Z$  is currently the limiting factor in our ability to calculate the depth of the CZ. Different state-of-the-art interpolation schemes using the existing OPAL tables yield opacity values that differ by  $\sim 4\%$ . We describe the finer grid spacings that are necessary to interpolate the radiative opacity to  $\pm 1\%$ . Uncertainties due to the equation of state do not significantly affect the calculated depth of the convective zone.

*Subject headings:* Sun: interior - atomic data - methods: numerical

## 1. INTRODUCTION

The depth of the solar convective zone has been measured by helioseismological techniques to high accuracy. In the most comprehensive study to date, Basu & Antia (1997) have investigated the influence of observational and theoretical systematic uncertainties as well as measurement errors. Basu and Antia concluded that the base of the solar convective zone currently lies at a depth of

$$R_{CZ} = (0.713 \pm 0.001)R_{\odot}. \quad (1)$$

The result of Basu and Antia is consistent with the earlier measurements of Kosovichev & Fedorova (1991), who obtained  $R_{CZ} = (0.713 \pm 0.001)R_{\odot}$ , and Christensen-Dalsgaard, Gough, & Thompson (1991), who also obtained  $R_{CZ} = (0.713 \pm 0.001)R_{\odot}$ , as well as with the determination of Guzik & Cox (1993), who found  $R_{CZ} = (0.712 \pm 0.001)R_{\odot}$ . Basu (1998) also studied the effect of the assumed value of the solar radius on the inferred depth of the convective zone and found  $R_{CZ} = (0.7135 \pm 0.0005)R_{\odot}$ . The analyses in these different studies span a wide range of reference solar models and analysis techniques.

On the basis of the analyses cited above, the measurement of the depth of the solar convective zone appears robust and precise.

Recently, new precision measurements have been made of the C, N, O, Ne, and Ar abundances on the surface of the Sun (Allende Prieto, Lambert, & Asplund 2001; Allende Prieto, Lambert, & Asplund 2002; Asplund et al. 2004; Asplund et al. 2000; Asplund 2000). These new abundance determinations use three-dimensional rather than one-dimensional atmospheric models, include hydrodynamical effects, and pay particular attention to uncertainties in atomic data and the observational spectra. The new abundance estimates, together with the previous best-estimates for other solar surface abundances (Grevesse & Sauval 1998), imply  $Z/X = 0.0176$ , much less than the previous value of  $Z/X = 0.0229$

(Grevesse & Sauval 1998).

For a solar model with the recently-determined heavy element to hydrogen ratio, the calculated depth of the convective zone is (Bahcall & Pinsonneault 2004)

$$R_{CZ}(Z/X = 0.0176) = 0.726R_{\odot}, \quad (2)$$

which is very different from the measured depth of the CZ (see eq. [1]). On the other hand, Basu and Antia (2004) have shown that the helioseismological determination of  $R_{CZ}$ , equation 1, is not affected if one assumes the correctness of the lower heavy element abundances ( $Z/X = 0.0176$ ).

Something is wrong. We have a new solar problem: “the convective zone (CZ) problem.”

The radiative opacity is a key ingredient in calculating the depth of the convective zone. Moreover, about 95% of the total radiative opacity near the base of the convective zone involves bound electrons, either bound-free or bound-bound opacity (Iglesias 2004). Thus opacity calculations in this region involve details of the ionization balance and other delicate atomic physics properties.

In this paper, we determine the accuracy with which the opacity near the base of the convective zone must be known in order to calculate precisely the depth of the CZ with a stellar evolution code. We also evaluate the accuracy with which the opacity near the base of the CZ can be interpolated from OPAL tables. For a related comparison of the Los Alamos LEDCOP opacities and the OPAL opacities, see Neuforge-Verheecke et al. (2001). For comprehensive discussions of stellar radiative opacities, the reader is referred to the important reviews by Rogers and Iglesias (1998) and by Seaton et al. (1995).

We derive in § 2 the dependence,  $\partial \ln R_{CZ} / \partial \ln \kappa$ , of the calculated depth of the solar convective zone upon the assumed radiative opacity. We apply this result to determine the

accuracy with which the opacity must be known in order to calculate the depth of the CZ to the accuracy with which it is measured helioseismologically. We also determine the change in the standard OPAL opacity that is required in order to reconcile the helioseismological measurement with the recent determinations of heavy element abundances. We evaluate in § 3 the dependence of the radiative opacity near the base of the convective zone upon the stellar composition. We find that the opacity depends sensitively upon the assumed heavy element abundance. We compare in § 4 the opacities obtained from two different interpolation schemes that are both applied to the same published OPAL opacity tables. Throughout this paper, we adopt the OPAL opacities (Iglesias & Rogers 1991a,b; Rogers & Iglesias 1992; Iglesias & Rogers 1996) as standard, when supplemented at low temperatures by values from Alexander & Ferguson (1994). We use simulated opacity tables in § 5 to estimate the likely uncertainties that result from interpolations within the existing OPAL opacity tables and to determine the grid sizes to obtain small interpolation errors. For completeness and for contrast, we use four different equations of state to show in the Appendix that uncertainties due to the choice of EOS are not important, at the present level of accuracy, for the calculation of the depth of the solar convective zone. Other solar model ingredients in addition to the radiative opacity and the equation of state could in principle affect the calculated depth of the convective zone. However, we believe that the radiative opacity provides the single largest contribution to the error budget for the calculation of the solar convective zone. We summarize and discuss our main results in § 6.

## **2. DEPENDENCE OF CALCULATED DEPTH OF CONVECTIVE ZONE ON RADIATIVE OPACITY**

In this section, we determine the dependence of the calculated depth of the solar convective zone upon the value of the radiative opacity in the vicinity of the base of

the convective zone. Using this dependence, we then answer two questions. First, how accurately must the radiative opacity be known in order to calculate the depth of the convective zone to the accuracy with which the depth is measured by helioseismology? Second, how large must the error in the radiative opacity at the base of the solar convective zone be in order to explain the difference between the measured value of  $R_{CZ}$  and the value of  $R_{CZ}$  that is calculated in a solar model that is constructed using the recently determined heavy element abundances ( $Z/X = 0.0176$ )?

We follow the approach introduced by Bahcall, Bahcall, & Ulrich (1969) in which we change the standard (OPAL) opacity in the vicinity of the CZ by a small functional amount that depends upon an adjustable parameter  $\alpha$ . We calculate a series of solar models for different values of  $\alpha$ , which permits us to evaluate the logarithmic derivative of  $R_{CZ}$  with respect to the opacity near the base of the CZ. We begin with a brief description of the solar models used in our studies.

## 2.1. Description of the solar models

The solar age adopted in this article is  $4.57 \times 10^9$  yr. At this age, the solar models are required to have the present values for the solar luminosity ( $L_{\odot}$ ), the solar radius ( $R_{\odot}$ ), and the ratio of heavy elements to hydrogen by mass ( $Z/X$ ). We adopt the values  $L_{\odot} = 3.8418 \times 10^{33}$  ergs $^{-1}$ ,  $R_{\odot} = 6.9598 \times 10^{10}$  cm, and  $Z/X = 0.0229$  respectively (see Bahcall, Pinsonneault, & Basu 2001). The models are calculated using the OPAL equation of state (hereafter OPAL 1996; Rogers, Swenson, & Iglesias 1996) unless stated otherwise, and the OPAL opacities (see § 1). The nuclear reaction rates are those used in Bahcall et al. (2001). Element diffusion is incorporated for helium and metals (Thoul, Bahcall, & Loeb 1994). We use the mixing length theory for convection and the Schwarzschild criterion to determine the location of the convective boundaries.

One of the main goals of this paper is to compare the numerical results obtained for different solar evolution codes. To this end, we compare the results obtained with the Yale/Bahcall-Pinsonneault code (see Bahcall and Pinsonneault 2004 and references contained therein) with the Garching/Weiss stellar evolution code. For further details about the Garching stellar evolution code, we refer the reader to Schlattl, Weiss, & Ludwig (1997), Schlattl (2002), and references therein.

## 2.2. Evaluation of $\partial \ln R_{CZ}/\partial \ln \kappa$

For relatively small changes in the radiative opacity, the sensitivity to opacity of the calculated depth of the solar convective zone can be expressed in terms of a single numerical parameter  $\beta$ , which is defined by the relation

$$\beta \equiv \frac{\partial \ln R_{CZ}}{\partial \ln \kappa}. \quad (3)$$

To evaluate  $\beta$ , we multiply the OPAL opacity in the vicinity of the convective envelope boundary by a Lorentzian function  $f(T)$  given by

$$f(T) = 1 + \frac{\alpha\gamma^2}{((T - T_0)^2 + \gamma^2)}. \quad (4)$$

Here  $T$  is the temperature in the unperturbed ( $\alpha = 0.0$ ) solar model. We label each radial point in the solar model by its corresponding value of  $T$ . We can then write for the opacity that  $\kappa = \kappa_0 f(T)$ , where  $\kappa_0$  is the unperturbed radiative opacity,  $\alpha$  is the amplitude of the perturbation, and  $\gamma$  is the width of the perturbation (defined as the point where the perturbation drops to  $\alpha/2$ ).

At the present solar age, the temperature at the base of the CZ is  $T \approx 2.18 \times 10^6 \text{K}$ , so this value is adopted for  $T_0$ . We calculated solar models for  $\gamma = 0.2 \times 10^6 \text{K} \approx 0.1T_0$  and  $\alpha = 0, \pm 0.015, \pm 0.030$ , which were well represented by a fixed value of  $\beta$ .

We find

$$\beta = -0.25 = \frac{\partial \ln R_{CZ}}{\partial \ln \kappa}, \quad (5)$$

or, equivalently,

$$\left( \frac{R_{CZ}}{R_{CZ,0}} \right) = \left( \frac{\kappa}{\kappa_0} \right)^{-0.25}. \quad (6)$$

To test the robustness of this result, we doubled the value of  $\gamma$  and obtained a similar value for  $\beta$ .

The sign of  $\beta$ , which is given in equation (5), is evident from physical reasoning. The magnitude of the radiative temperature gradient is proportional to the opacity since the radiative flux passing through a given point in the star is fixed. If the radiative opacity is increased at a fixed point, then the radiative gradient is increased and the condition for convective stability becomes more difficult to satisfy. The star can become convectively unstable at a smaller radius (higher temperature).

### 2.3. How Accurately Do We Need To Know the Opacity?

Equation (5) and equation (6) imply that in order to calculate the depth of the convective zone to the accuracy with which the depth is measured, 1 part in 713, one must know the radiative opacity at the base of the CZ to an accuracy

$$\left( \frac{\Delta \kappa}{\kappa} \right)_{\text{equivalent experimental accuracy}} = 0.6\%. \quad (7)$$

This is extremely high precision for a calculated radiative opacity, probably beyond the reach of existing calculations.

If we try to explain the difference between the measured value of  $R_{CZ}$  (see eq. [1]) and



the value calculated using recently determined heavy element abundances (see eq. [2]), then we find that the opacities used in the solar model must be in error by

$$\left(\frac{\Delta\kappa}{\kappa}\right)_{Z/X = 0.0176} = 7.3\%. \quad (8)$$

The result shown in equation (8) applies for the Bahcall and Pinsonneault (2004) solar model BP04. The Garching code leads to a larger discrepancy between calculated and measured depth of the convective zone (cf. § 4).

The estimate given in equation (8) is based upon the assumption that the opacity is changed only locally, i.e., near the base of the convective zone (see eq. [4]). If, instead, one changes the opacity by changing the surface heavy element abundance,  $Z/X$ , then the opacity is affected throughout the solar model and the change required near the base of the convective zone can be much larger. The models BP04 and BP04+ of Bahcall & Pinsonneault (2004) differ only in the assumed heavy element abundance. BP04+ was calculated assuming  $Z/X = 0.0176$  (recently determined low heavy element abundance) and BP04 was calculated using  $Z/X = 0.0229$  (Grevesse & Sauval 1998). Using the results obtained from these two models, we estimate that the opacity near the base of the CZ must change by  $\simeq 14\%$  if one wants to produce the change by using a different  $Z/X$ .

We evaluate in the next section the sensitive dependence of the radiative opacity on the assumed surface heavy element abundance.

### 3. Dependence of Radiative Opacity on Composition

In this section, we estimate the dependence of the radiative opacity near the base of the convective zone upon the stellar composition. We approximate the opacity as a function of the hydrogen mass fraction,  $X$ , and the heavy element mass fraction,  $Z$ . Thus  $\kappa = \kappa(X, Z)$ .

The fractional uncertainty in the opacity may then be written in the form

$$\frac{d\kappa}{\kappa} = \left( \frac{\partial \ln \kappa}{\partial \ln Z} \right)_X \frac{dZ}{Z} + \left( \frac{\partial \ln \kappa}{\partial \ln X} \right)_Z \frac{dX}{X}. \quad (9)$$

We have used the existing OPAL opacity tables to evaluate numerically the fractional derivatives that appear in equation (9). We find

$$\left( \frac{\partial \ln \kappa}{\partial \ln Z} \right)_X \cong 0.70; \quad \left( \frac{\partial \ln \kappa}{\partial \ln X} \right)_Z \cong 0.15. \quad (10)$$

The numerical values for the logarithmic derivatives given in eq. 10 were determined for conditions similar to those at the base of the current solar convective zone; we used  $\log T = 6.34$ ,  $\log \rho = -0.7$ ,  $X = 0.74$ , and  $Z = 0.0169$ . Changing the values of the physical variables at which the derivatives are evaluated causes only small changes in the derivatives as long as the changes are restricted to stellar positions close to the base of the convective zone.

The uncertainty in the opacity is dominated by the uncertainty in the heavy element abundance,  $Z$ . If we want to know the opacity to 0.6%, the accuracy required to calculate the depth of the solar convective zone to the precision with which the depth is measured (see eq. [7]), then we have to determine the surface heavy element abundance to a precision of 1%. This seems like, at present, an impossibly ambitious demand, at least for the foreseeable future. The current  $1\sigma$  uncertainty in  $Z$  is about 15% (see Bahcall & Pinsonneault 2004).

In the next two sections, we estimate how accurately the radiative opacity can be interpolated from the existing OPAL opacity tables.

#### 4. COMPARISON OF THE RADIATIVE OPACITY OBTAINED FROM TWO DIFFERENT INTERPOLATION SCHEMES

We compare in this section the radiative opacity values interpolated from standard OPAL opacity tables by two different interpolation schemes embedded in two extensively used state-of-the-art stellar evolution codes. In particular, we interpolate within the OPAL tables using a 4-point Lagrangian scheme that is implemented in the Yale/BP stellar evolution code (Guenther, Jaffe, & Demarque 1989; Pinsonneault, Kawaler, Sofia, & Demarque 1989; Bahcall & Pinsonneault 1992, 1995, 2001) and a bi-rational spline scheme (Späth 1995) that is implemented in the Garching code (Schlattl & Weiss 1997).

The implementations of these two different interpolation schemes have been extensively tested. There is no absolute way to evaluate their accuracy since the precision that is obtained depends upon the behavior of the function being interpolated. The two interpolation schemes have different advantages and disadvantages.

Figure 1 shows the fractional difference,  $\delta\kappa/\kappa$ , between the radiative opacity that is obtained using the Yale/BP 4-point Lagrangian scheme and the opacity interpolated using the Garching bi-rational spline scheme (the damping parameter for the bi-rational splines was set to 5). The fractional opacity is displayed at different radii (lower horizontal scale) and at different temperatures (top horizontal scale) in a standard solar model.

The amplitude of the difference becomes as large as 4% near the base of the convective zone, which is denoted by a vertical line in Figure 1. The interpolated value of the opacity near the base of the CZ is particularly sensitive to the interpolation scheme because the temperature of the solar CZ and the value of  $r = \rho/T_6^3$  fall about half way between two points at which the OPAL opacity is tabulated.

The amplitude of the discrepancy between the two interpolation schemes is much larger

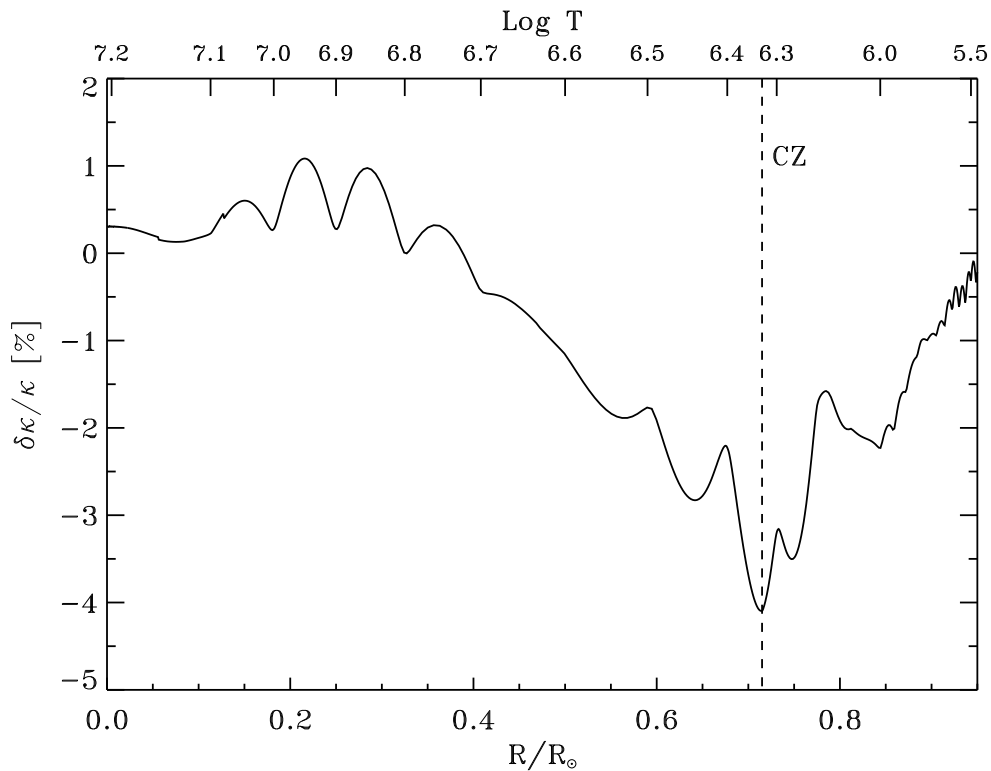


Fig. 1.— Fractional Opacity Difference from Two Interpolation Schemes. The figure shows the fractional difference in the opacity,  $\delta\kappa/\kappa$  (in percent) for two widely used stellar evolution programs, the Yale/BP code and the MPA code. The fractional difference is defined to be  $\delta\kappa/\kappa = (\text{Result from bi-rational spline} - \text{Result from 4-pt-Lagrangian}) / 4\text{-pt-Lagrangian}$ .

than is permitted if one wants to calculate the depth of the CZ to the measured accuracy (see eq. [7]). The above discussion shows that uncertainties due to interpolation contribute importantly to the error budget for the calculation of the solar convective zone (see eq. [8]).

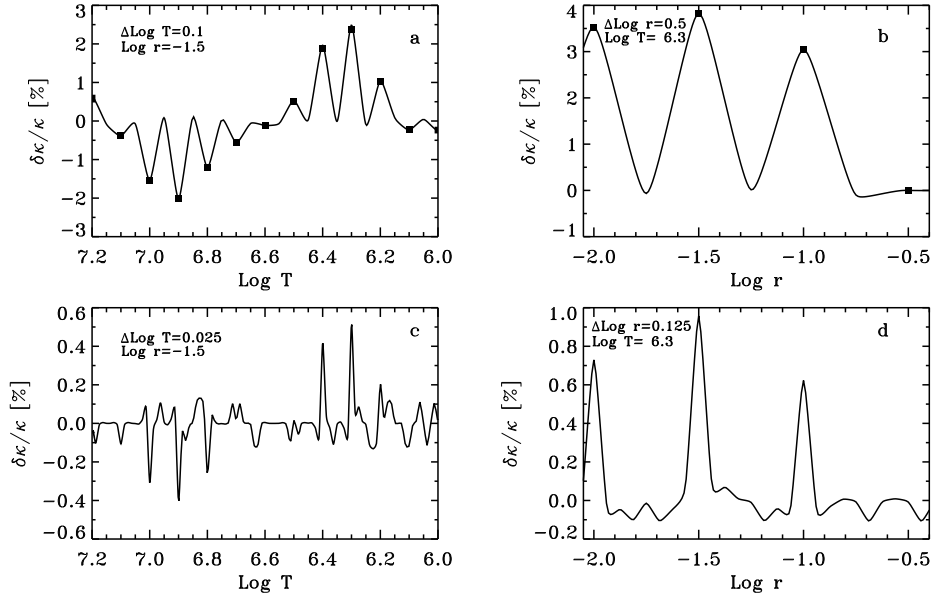


Fig. 2.— Errors in interpolating using shifted opacity. The figure shows the relative opacity differences,  $\delta\kappa/\kappa = (\kappa_{\text{std}} - \kappa_{\text{shifted}})/\kappa_{\text{standard}}$ , that were found between the interpolated opacities that were obtained using the *shifted* and the *standard* opacity tables (see text for explanation) as a function of the interpolation variable. Panel **a** uses the original OPAL grid spacing and compares the results with the values obtained from shifting the tables in temperature ( $\Delta \log T$ ). Panel **b** is analogous to panel **a**, but the opacity tables are shifted in  $r$  (defined as  $r = \rho/T_6^3$ , shifted in  $\Delta \log r$ ). The squares denote the location of the tabulated values in the original OPAL opacity tables. Panels **c** and **d** are similar to panels **a** and **b**, respectively, but with grid spacings reduced by a factor of four. Although the regions for  $\log T < 6.3$  ( $\log r > -1.5$ ) are inside the convective envelope, they are shown for the sake of clarity. In each case, the grid spacing is given, together with the fixed value for the other variable. In all cases the hydrogen and metal mass fractions are fixed at  $X = 0.7$  and  $Z = 0.02$  respectively.

## 5. SIMULATED OPACITY TABLES: COMPARISON OF INTERPOLATED VALUES WITH STANDARD VALUES

In this section, we make plausible estimates of the uncertainties inherent in interpolating the radiative opacity from the available OPAL opacity tables. We use simulated opacity tables to make self-consistency tests of the accuracy of the interpolation schemes we use. For specificity, we cite the results obtained using the bi-rational spline. Similar results were found with the 4-point Lagrangian spline. The inferences obtained in this section regarding the accuracy of interpolation within opacity tables complement and supplement the results obtained in § 4 by comparing the outputs of two different interpolation schemes.

The figures that we show are based upon the following strategy. Using the existing OPAL opacity tables, we interpolate the value of the opacity at shifted points, making in this way new but simulated tables. We then use the simulated tables to predict the values of the opacity at the original, unshifted points. We take as one measure of the likely uncertainty the difference between the opacity values in the original published tables and the opacity values at the same points obtained by interpolating in the simulated tables.

We have also tested the accuracy of the interpolation schemes by artificially making the OPAL tables more sparse, i.e., by omitting points. We then interpolate in the sparser tables to see how well the interpolation reproduces the omitted values. The uncertainty estimates obtained using sparser tables are in good agreement with the uncertainties obtained by shifting points. We concentrate our discussion here on the results found with the shifted tables because these results are more easily displayed.

Figure 2 shows the fractional differences in the opacity,  $\delta\kappa/\kappa$ , that were found between the values given in the original OPAL tables and the values that were obtained from the simulated shifted tables. The upper two panels in the figure use the actual grid spacing of the OPAL tables. The OPAL tables are presented in terms of the logarithm of the

temperature ( $\log T$ ) and the logarithm of  $r \equiv \rho/T_6^3$  ( $\log r$ ).

Figure 2a and Figure 2b show that the amplitudes of  $\delta\kappa/\kappa$  can be as large as 3% in interpolating within the shifted OPAL tables.

How dense does the opacity grid have to be in order that the interpolation uncertainty within the grid be less than 1% (see eq. [7]) for opacities near the base of the CZ? In order to provide a plausible answer to this question, we have interpolated within simulated opacity tables with grids of a variety of different densities.

The lower two panels, Figure 2c and Figure 2d, show the results of interpolations within simulated tables that have grid sizes, respectively, of  $\Delta \log T = 0.025$  and  $\Delta r = 0.125$ . These simulated tables are four times as dense in each variable as the existing OPAL opacity tables. The errors in predicting the unshifted opacity values in the original OPAL tables are less than 0.6% (throughout the physically relevant region) when the values in the simulated shifted tables are used. With the simple assumptions we have made, the estimated errors scale approximately linearly with the grid spacing. However, this linear dependence results in large part from our assumption that the opacity values are smooth in  $\log T$  and  $\log r$  in the regions of interest.

The situation is somewhat different for the heavy element abundance,  $Z$ . The existing OPAL opacity tables present values for three heavy element abundances relevant to the Sun:  $Z = 0.01, 0.02, 0.03$ . However, recent redeterminations of the heavy element abundance in the Sun have suggested that  $Z$  is significantly lower than was previously believed (Allende Prieto, Lambert, & Asplund 2001, 2002; Asplund et al. 2004; Asplund et al. 2000; Asplund 2000). We have experimented numerically with interpolating in  $Z$  within the existing OPAL opacity tables and also within simulated opacity tables with a denser grid in  $Z$ . We find that the required accuracy (better than 1%) in interpolation can be achieved if a grid with  $\Delta Z = 0.0025$  is used for values of  $Z$  ranging from  $Z = 0.0100$  to  $Z = 0.0225$ . This

amounts, in addition to a denser grid, to a shift to lower values in the mean value of  $Z$  that is tabulated. Fortunately, we find that the existing OPAL grid in the hydrogen abundance,  $X$ , is sufficient to permit interpolation in the opacity to the required accuracy.

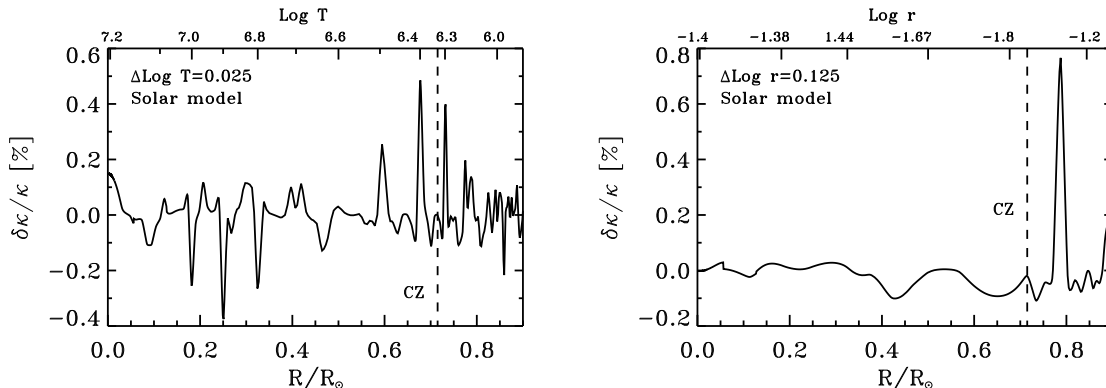


Fig. 3.— Interpolation uncertainties in a solar model. The figure shows the estimated fractional uncertainties,  $\delta\kappa/\kappa$ , in interpolating for a solar model the radiative opacities in simulated opacity tables with a grid size  $\Delta \log T = 0.025$ ,  $\Delta \log r = 0.125$ , and with heavy element composition values ranging from  $Z = 0.0100$  to  $Z = 0.0225$  with  $\Delta Z = 0.0025$ . The opacities obtained by interpolating in shifted simulated tables in  $\Delta \log T$ ,  $\Delta \log r$ , and  $Z$  are compared with the values obtained in unshifted simulated tables. The differences  $\delta\kappa/\kappa$  are shown as a function of the fractional solar radius,  $R/R_{\odot}$ . The upper horizontal axis shows the corresponding values of  $\log T$  ( $\log r$ ) for the left panel (right panel). The location of the base of the CZ zone is shown by a vertical dotted line.

Figure 3 displays for the points in a standard solar model the expected uncertainties in interpolating the radiative opacity within opacity tables that have our preferred grid spacings, namely,  $\Delta \log T = 0.025$  and  $\Delta r = 0.125$ . In computing the expected uncertainties shown in Figure 3, we created simulated OPAL tables at shifted points in all three variables:  $T$ ,  $r$ , and  $Z$ . We then used the simulated tables to calculate the opacity at points (defined by  $T$ ,  $r$ , and  $Z$ ) that correspond to points in the standard solar model. The opacity



obtained from shifted simulated tables was compared with the opacity obtained from unshifted simulated opacity tables. The differences,  $\Delta\kappa/\kappa$ , between shifted and unshifted simulated opacities are plotted in Figure 3 as a function of the radial position,  $R/R_\odot$ , in the solar model and also as a function of the corresponding values of either  $\log T$  or  $\log r$ . The dotted vertical line indicates the location of the base of the convective zone.

We conclude from Figure 2 and Figure 3 that opacity tables with grid sizes of  $\Delta \log T = 0.025$  and  $\Delta r = 0.125$  are probably accurate enough to permit a precise calculation of the depth of the solar CZ using existing stellar evolution codes. For the dense grid sizes considered here, the interpolations within the opacity tables should not cause errors that prevent an accurate calculation of the depth of the solar convective zone. However, the absolute value of the tabulated radiative opacities could still introduce significant uncertainties.

## 6. SUMMARY AND DISCUSSION

The primary goal of this paper is to determine how accurately the radiative opacity near the base of the convective zone must be known in order to use measurements of the CZ depth to draw conclusions about other solar parameters. There are two separate but related issues with respect to the accuracy of the radiative opacity, namely, the accuracy with which the tabulated values in opacity tables are calculated and the accuracy with which the opacity can be interpolated within tables of a specified grid size. We first summarize our conclusions regarding the accuracy of tabulated opacity values and then we summarize our results with respect to the accuracy of interpolations within the standard OPAL opacity tables.

We show in § 2 that the logarithmic derivative of the convective zone depth with

respect to the logarithm of the opacity satisfies  $\partial \ln R_{\text{CZ}} / \partial \ln \kappa \approx -0.25$ . We conclude from this relation that the radiative opacity must be known to an accuracy of 0.6% in order to calculate in a solar model the depth of the CZ to the accuracy, 0.14%, with which the depth is measured by helioseismology. On the other hand, if one accepts the recent measurements of heavy element abundances, then the OPAL opacities must be increased by about 7% in order to reconcile the calculated solar model depth of the CZ and the measured depth of the CZ. This change of 7% could arise from a combination of errors in the tabulated values of the opacity and interpolation errors, which are discussed below.

It would be very instructive to have a comprehensive study of the absolute accuracy of state-of-the-art radiative opacity calculations. A detailed comparison of the calculated opacity near the base of the convective zone obtained by the Opacity Project (Seaton, Yan, Mihalis, & Pradhan 1994) with the results of the OPAL project (Iglesias & Rogers 1996) would be very informative. The interested reader is referred to the informative and insightful comparison by Neuforge-Verheecke et al. (2001) of the Los Alamos LEDCOP opacities and the OPAL opacities. The largest differences are found near the base of the convective zone, with the OPAL opacities being as much as 6% larger than the LEDCOP opacities in this region. As part of a comprehensive discussion of factors that affect the accuracy of solar models, Boothroyd and Sackmann (2003) have investigated ways that the opacities can affect helioseismological parameters.

We show in § 3 that the radiative opacity near the base of the convective zone depends sensitively upon the assumed chemical composition (see especially eq. 9 and eq. 10). If one wanted to calculate the depth to an accuracy of 0.6%, then one would need to know the heavy element mass fraction,  $Z$ , to an accuracy of 1%. This precision is far beyond the current state-of-the-art accuracy in the determination of the heavy element abundance.

The entire difference between the measured depth of the solar convective zone (eq. 1)

and the value calculated using a solar model with the recent low determinations of the heavy element abundances (eq. 2) could be explained by the present uncertainty,  $\sim 15\%$ , in the ratio of  $Z/X$  (see Bahcall & Pinsonneault 2004). Of course, the changes in opacity caused by changing  $Z/X$  are not limited to any particular region. Changing the assumed surface value of  $Z/X$  affects the composition and hence the opacity throughout the solar model.

If one accepts as correct the recently determined lower heavy element abundances, then local opacity errors may be the simplest solution to the problem posed by the discrepancy between calculated and measured depth of the convective zone. In § 2, we studied opacity changes that are limited to vicinity of the base of the convective zone. We think it may be more likely that if there is a significant error in the opacity due to the theoretical calculations (not the chemical composition) the theoretical error mainly affects a relatively small region since everywhere except near the base of the convective zone the agreement is good between helioseismological measurements and the solar model predictions of the sound speed (see, for example, Bahcall, Pinsonneault and Basu 2001).

We have approximated in this paper the dependence of the opacity upon composition by the dependence upon just two variables, the mass fractions  $X$  and  $Z$ . In reality, the situation is more complex. Different chemical elements contribute differently to the stellar opacity. For example, Bahcall, Pinsonneault, and Basu (2001) found that the depth of the convective zone was most sensitive to the abundances of the lighter metals, which are significant opacity sources at  $2 \times 10^6\text{K}$ , while the heavier metals were much more important for the core structure and the estimated initial solar helium abundance. However, we are not yet at a level of precision that we can specify well the opacity-weighted uncertainties of the different heavy elements. This is a refinement that will have to await further progress in determining the different heavy element abundances and more extensive opacity

calculations.

We compare in § 4 the radiative opacity values obtained with two different interpolation routines from the standard OPAL opacity tables. We find that the difference in interpolated values of the radiative opacity can be as large as 4% near the base of the convective zone. We also tested in § 5 the accuracy with which interpolations can be performed within simulated opacity tables of different grid sizes. We find that errors of the order of 3% may be expected from tables with the grid spacings of the existing OPAL tables. However, we show that the interpolation uncertainties could be reduced to the level of 0.6% or below by using a denser grid with  $\Delta \log T = 0.025$ ,  $\Delta \log r = 0.125$ , and with  $Z$  ranging from  $Z = 0.0100$  to  $Z = 0.0225$  with  $\Delta Z = 0.0025$ .

For completeness, we report in the Appendix on the calculated depth of the CZ that was found using four different equations of state. In agreement with other authors, we find that the choice of equation of state affects the calculated depth of the CZ by only about  $\pm 0.1$  %.

JNB and AMS are supported in part by NSF grant PHY0070928 to the Institute for Advanced Study. We are grateful to M. Asplund for valuable discussions. AMS acknowledges A. Weiss for providing the Garching stellar evolution code used in this paper and for useful comments, and H. Schlattl for help in learning to use the code. AMS is supported in part by the W. M. Keck Foundation grant to the Institute for Advanced Study.

## A. IS THE EQUATION OF STATE THE CULPRIT?

In order to estimate the influence of the equation of state (EOS) on the calculated depth of the convection zone, we have evolved a series of solar models using different equations of state. In addition to the OPAL 1996 EOS, we have used an updated version of

the OPAL EOS (OPAL 2001; Rogers 2001), the MHD EOS (Mihalas, Däppen, & Hummer 1988) and the IRWIN EOS.

Table 1 summarizes our results. The variation in the calculated depth of the convective zone due to varying the assumed equation of state is

$$\frac{\Delta R_{CZ}}{R_{CZ}} \simeq 0.001. \quad (\text{A1})$$

This variation is similar to the quoted uncertainty in the measured depth of the convective zone (see eq. [1]), but much smaller than the change in the calculated  $R_{CZ}$  required to obtain consistency with the new, lower heavy element abundances (see eq. [2]). Similar results have previously been found by other authors (Schlattl 2002; Basu, Däppen, & Nayfonov 1999), who used, however, the larger value of  $(Z/X)_{\odot} = 0.0245$ .

Table 1: Depth of the convection zone in solar radius for different EOS.

EOS	$R_{bce}/R_{\odot}$
OPAL 1996	0.7155
OPAL 2001	0.7157
MHD	0.7164
IRWIN	0.7146

## REFERENCES

- Alexander, D. R., & Fergusson, J. W. 1994, *ApJ*, 421, 828
- Allende Prieto, C., Lambert, D. L., & Asplund, M. 2001, *ApJ*, 556, L63
- Allende Prieto, C., Lambert, D. L., & Asplund, M. 2002, *ApJ*, 573, L137
- Asplund, M. 2000, *A&A*, 359, 755
- Asplund, M., Grevesse, N., Sauval, A. J., Allende Prieto, C., & Kiselman, D., *A&A*, in press, astro-ph/0312290; M. Asplund (private communication)
- Asplund, M., Nordlund, A., Trampedach, R., & Stein, R. F. 2000, *A&A*, 359, 743
- Bahcall, J. N., Bahcall, N. A., & Ulrich, R. K. 1969, *ApJ*, 156, 559
- Bahcall, J. N., & Pinsonneault M. H. 1992, *Rev. Mod. Phys.*, 64, 885
- Bahcall, J. N., & Pinsonneault M. H. 1995, *Rev. Mod. Phys.*, 67, 781
- Bahcall, J. N., Pinsonneault, M. H., & Basu, S. 2001, *ApJ*, 555, 990
- Bahcall, J. N., & Pinsonneault, M. H. 2004, *Phys. Rev. Lett.*, in press, astro-ph/0402114
- Basu, S. 1998, *MNRAS*, 298, 719
- Basu, S., & Antia, H. M. 1997, *MNRAS*, 287, 189
- Basu, S., & Antia, H. M. 2004, *ApJ Lett.*, submitted
- Basu, S., Däppen, W., & Nayfonov, A. 1999, *ApJ*, 518, 985
- Cassisi, S., Salaris, M., & Irwin, A. W. 2003, *ApJ*, 588, 862
- Boothroyd, A. I., & Sackmann, I.-J., 2003, *ApJ* 583, 1004

- Christensen-Dalsgaard, J., Gough, D. O., & Thompson, M. J. 1991, *ApJ*, 378, 413
- Grevesse, N., & Sauval, A. J. 1998, *Space Sci. Rev.*, 85, 161
- Guenther, D. B., Jaffe, A., & Demarque, P. 1989, *ApJ*, 345, 1022
- Guzik, J. A., & Cox, A. N. 1993, *ApJ*, 411, 394
- Iglesias, C. A. 2004 (private communication)
- Iglesias, C. A., & Rogers, F. J. 1991a, *ApJ*, 371, 408
- Iglesias, C. A., & Rogers, F. J. 1991b, *ApJ*, 371, 73
- Iglesias, C. A., & Rogers, F. J. 1996, *ApJ*, 464, 943
- Kosovichev, A. G., & Fedorova, A. V. 1991, *Soviet Ast.*, 35, 507
- Mihalas, D., Däppen, W., & Hummer, D. G. 1988, *ApJ*, 331, 815
- Neuforge-Verheecke, C., et al. 2001, *ApJ*, 561, 450
- Pinsonneault, M. H., Kawaler, S. D., Sofia, & Demarque, P. 1989, *ApJ*, 338, 424
- Rogers, F. J., & Iglesias, C. A. 1992, *ApJS*, 79, 507
- Rogers, F. J. 2001, *Contrib. Plasma Phys.*, 41, 179
- Rogers, F. J., Swenson, F. J., & Iglesias, C. A. 1996, *ApJ*, 456, 902
- Rogers, F. J., & Iglesias, C. A., *Space Science Reviews*, 85, 61
- Schlattl, H. 2002, *A&A*, 395, 85
- Schlattl, H., & Weiss, A. 1997, in *Proc. Fourth SFB-375 Ringberg Workshop on Neutrino Astrophysics*, ed. M. Altmann, W. Hillebrandt, H.-T. Janka & G. Raffelt, 19

Schlattl, H., Weiss, A., & Ludwig, H.-G. 1997, *A&A*, 322, 646

Seaton, M. J., Yan, Y., Mihalas, D., & Pradhan, A. K. 1994, *MNRAS*, 266, 805

Seaton, M. J., 1995, *The Opacity Project* (Bristol: Institute of Physics Publishing)

Späth, H. 1995, *Two Dimensional Spline Interpolation Algorithms* (Wellesley, MA: A. K. Peters, Ltd.)

Thoul, A. A., Bahcall, J. N., & Loeb, A. 1994, *ApJ*, 421, 828