

**SCENARIOS FOR THE ORIGIN OF THE ORBITS
OF THE TRANS-NEPTUNIAN OBJECTS 2000 CR₁₀₅ AND
2003 VB₁₂**

Alessandro Morbidelli

Observatoire de la Côte d'Azur

Boulevard de l'Observatoire

B.P. 4229, 06304 Nice Cedex 4, France

`morby@obs-nice.fr`

and

Harold F. Levison

Southwest Research Institute

1050 Walnut St, Suite 426

Boulder, CO 80302

Submitted to *Astronomical Journal*

Received _____; accepted _____

ABSTRACT

Explaining the origin of the orbit of 2000 CR₁₀₅ ($a \sim 230$ AU, $q \sim 45$ AU) is a major test for our understanding of the primordial evolution of the outer Solar System. Gladman et al. (2001) showed that this objects could not have been a normal member of the scattered disk that had its perihelion distance increased by chaotic diffusion. In this paper we explore four seemingly promising mechanisms for explaining the origin of the orbit of this peculiar object: (i) the passage of Neptune through a high-eccentricity phase, (ii) the past existence of massive planetary embryos in the Kuiper belt or the scattered disk, (iii) the presence of a massive trans-Neptunian disk at early epochs which exerted tides on scattered disk objects, and (iv) encounters with other stars. Of all these mechanisms, the only one giving satisfactory results is the passage of a star. Indeed, our simulations show that the passage of a solar mass star at about 800 AU only perturbs objects with semi-major axes larger than roughly 200 AU to large perihelion distances. This is in good agreement with the fact that 2000 CR₁₀₅ has a semi-major axis of 230 AU and no other bodies with similar perihelion distances but smaller semi-major axes have yet been discovered. The discovery of 2003 VB₁₂, ($a = 450$ AU, $q = 75$ AU) announced a few days before the submission of this paper, strengthen our conclusions.

Subject headings: Origin, solar system; planetary formation; Kuiper belt objects; Trans-Neptunian objects; Celestial mechanics

1. Introduction

The trans-Neptunian population of small bodies is usually divided in two categories, the Kuiper belt and the scattered disk, although the partition between the two is not precisely defined. In Morbidelli et al. (2003) we have introduced a partitioning based on the dynamics of orbits in the current Solar System. We called *scattered disk* the region of the orbital space that can be visited by bodies that have encountered Neptune within a Hill’s radius at least once during the age of the Solar System, assuming no substantial modification of the planetary orbits. We then called *Kuiper belt* the complement of the scattered disk in the $a > 30$ AU region.

The bodies that belong to the scattered disk in this classification scheme do not provide us with any significant clue about the primordial architecture of the Solar System. This is because their current orbits can be achieved by purely dynamical evolution in the current planetary system from objects that started in nearly-circular nearly-coplanar orbits in Neptune’s zone. The opposite is true for the orbits of the Kuiper belt objects. All bodies in the Solar System must have been formed on orbits typical of an accretion disk (e.g. with very small eccentricities and inclinations). Therefore, the fact that most Kuiper belt objects have a non-negligible eccentricity and/or inclination reveals that some excitation mechanism, which is no longer at work, was active in the past.

In this respect, particularly interesting are the Kuiper belt bodies with large semi-major axis ($a > 50$ AU), such as 2001 QW₂₉₇ ($a = 51.3$ AU, $q = 39.5$ AU, $i = 17.1^\circ$), 2000 YW₁₃₄ ($a = 58.4$ AU, $q = 41.2$ AU, $i = 19.8^\circ$), 1995 TL₈ ($a = 52.5$ AU, $q = 40.2$ AU, $i = 0.2^\circ$), 2000 CR₁₀₅ ($a = 230$ AU, $q = 44.4$ AU, $i = 22.7^\circ$) and, last discovered, 2003 VB₁₂ ($a = 531$ AU, $q = 74.4$ AU, $i = 11.9^\circ$; Brown et al. 2004). We call these objects *extended scattered disk* objects for three reasons: (*i*) they do not seem to belong (some caution is needed because of the uncertainties in the orbital elements of these objects) to the scattered

disk according to our definition but are very close to its boundary (Gladman et al., 2001; Emel’yanenko et al., 2003; Morbidelli et al., 2004); *(ii)* some of these bodies have sizes of several hundred kilometers, suggesting that they formed much closer to the Sun, where the accretion timescale was sufficiently short (Stern, 1996) and were subsequently transported to these current locations; *(iii)* the lack of objects with $q > 41$ AU and $50 < a < 200$ AU cannot be due to observational biases (given that many classical belt objects have been discovered up to distances of 45–50 AU), suggesting that these extended scattered disk objects are *not* the high-eccentricity members of an excited belt beyond 50 AU. These considerations indicate that in the past the scattered disk extended beyond its present boundary in perihelion distance.

Perhaps that most promising idea for the formation of these extended scattered disk objects (or at least most of them) was recently studied by Gomes (2003b). Gomes (2003b) investigated whether the scenario proposed in Gomes (2003a) for the origin of the ‘hot Kuiper belt population’ (the population of non-resonant bodies with large inclinations) could also be responsible for the extended scattered disk. We remind the reader that in Gomes’s scenario, the hot population was originally a part of the primordial, massive scattered disk population. During Neptune’s migration, a small fraction of these objects had their perihelion distances increased and thus they became permanently trapped on stable orbits. Gomes (2003b) found several particles that increased perihelion distance well beyond 40 AU in the $a > 50$ AU region. However, in all cases, the semi-major axis was smaller than 200 AU. Therefore, Gomes’s mechanism implies the existence of bodies with $q \sim 45$ AU spread from $a \sim 50$ AU to ~ 200 AU, but no objects has been discovered at the small semi-major axis end of this range. This, in spite of the fact that observational biases favor the discovery of small semi-major axis objects.

Indeed, 2000 CR₁₀₅ is special for a couple of reasons. Until the recent discovery of

2003 VB₁₂, it had the largest semi-major axis of the extended scattered disk, by a large margin. It also had a significantly larger perihelion distance than any other extended scattered disk object. Although it is possible that 2000 CR₁₀₅ is just an outlying member of the extended scattered disk, the fact that no objects with perihelion distance comparable to that of 2000 CR₁₀₅ but with a smaller a had been discovered seemed significant to us. This is particularly true considering that observational biases sharply favors the discovery of objects with smaller semi-major axes. Thus, we were motivated to look for dynamical mechanisms that preferentially raised the perihelion distance of scattered disk objects at large semi-major axis. The discovery of 2003 VB₁₂ came a few days before the submission of this paper, and confirmed that our investigation was well motivated. In fact, the orbit of this body definitely falls beyond the distribution produced in Gomes model.

Some of the mechanisms investigated in this paper have been already suggested by Gladman et al. (2001), but never have been quantitatively explored. In Section 2 we consider the case where Neptune was more eccentric in the past, as proposed by Thommes et al. (1999). It is obvious that a more eccentric Neptune would produce a extended scattered disk, but it is not known, *a priori*, what eccentricity would be required to produce objects on 2000 CR₁₀₅-like orbits, and over what timescale. In Section 3 we investigate the effects of the presence of terrestrial mass planet(s) in the Kuiper belt or in the scattered disk, as proposed by Morbidelli and Valsecchi (1997) and Brunini and Melita (2002). In Section 4 we propose a new model for the origin of 2000 CR₁₀₅, in which the tides raised by a massive disk beyond ~ 70 AU increased the perihelion distance of high inclined scattered disk objects. Finally, in Section 5 we investigate the stellar passage scenario. This scenario has been first proposed by Ida et al. (2000) to explain the structure of the inner Kuiper belt. Although we disagree that the all of the sculpting of the Kuiper belt could be due this mechanism (see Levison et al., 2004), it is still possible that a more gentle encounter could have formed objects like 2000 CR₁₀₅.

2. Eccentric Neptune

It is possible that at sometime in the early epochs of the Solar System, Neptune was on an orbit that was significantly more eccentric than its current one. A high eccentricity could have been achieved during a phase when the planet experienced encounters with Jupiter and Saturn, as proposed by Thommes et al. (1999). It could also be the result of interactions between Neptune and other hypothetical massive planetary embryos or of its temporary capture in a resonance with one of the other planets, although these scenarios have never been quantitatively simulated. In this section we investigate the effects that an eccentric Neptune would have on the formation of the scattered disk.

Our numerical experiment is very simple. We have performed a series of 1 Gyr integrations of the evolution of 1000 test particles, initially placed on circular and coplanar orbits between 30 and 50 AU. The runs differ from one another in the eccentricity of Neptune, which was set to either 0.1, 0.2, 0.3 and 0.4. All the other initial orbital elements of the planets have been chosen to be equal to their current values. However, Uranus was removed in the integrations where Neptune’s eccentricity was equal to 0.3 or 0.4, to avoid close encounters between the planets. The integrations have been done using the `swift_rmvs3` integrator (Levison and Duncan, 1994) with a global timestep of 1 year.

To visualize the extent of the scattered disk produced in the above simulations, we have divided the a, q plane in cells and computed the cumulative time spent by each test particle in each cell. The results are illustrated in the 4 panels of Fig 1, using a gray scale where a darker color corresponds to a shorter residence time. The white areas shows the regions which were not visited by any test particle during the entire integration time. The gray dots surrounded by black rings denote the current positions of 1995 TL₈ and 2000 CR₁₀₅, prominent representatives of the extended scattered disk. As one sees, while objects on orbits similar to 1995 TL₈ are easily produced by a Neptune on an orbit with $e = 0.1$ (but

not if Neptune were on its current orbit; Duncan and Levison, 1997), objects on orbits like 2000 CR₁₀₅ require that Neptune’s eccentricity is at least 0.4. Objects with orbits similar to 2003 VB₁₂ are not produced even in this extreme case.

Although it is possible that Neptune once had an eccentricity as large as 0.4 (see Thommes et al., 1999), we doubt that this scenario can explain the origin of 2000 CR₁₀₅’s orbit for two reasons. First, this scenario predicts many more bodies with $50 < a < 90$ AU than with $200 < a < 240$ AU, for $40 < q < 45$ AU. This can be seen in the bottom right panel of Fig. 1, which shows the total time spent in the former region is much larger than in the latter. This result is exacerbated by the observational biases which would strongly favor the discovery of the bodies with the smallest semi-major axes.

The second, even more compelling reason, is that in our simple integrations it takes 92 My before that the first body reaches $a > 220$ AU and $q > 44$ AU (it takes 24 My to reach $a > 220$ AU, without restriction on q). However in reality, it is not possible for Neptune’s eccentricity to have remained this large for so long. In a more realistic situation, Neptune’s eccentricity is damped very rapidly (less than a million years) by the dynamical friction exerted by the planetesimal disk (Thommes et al., 1999). In fact, in none of the Thommes et al. integrations a body on a 2000 CR₁₀₅-like orbit was ever produced (Thommes, private communication).

Therefore, we conclude that an eccentric Neptune at early epochs cannot be a plausible explanation of the origin of 2000 CR₁₀₅ or 2003 VB₁₂.

3. Rogue planet

Morbidelli and Valsecchi (1997) and Petit et al. (1999) have proposed that an Earth-mass body, scattered outward by Neptune, might have caused the orbital excitation

observed in the trans-Neptunian region. More recently Brunini and Melita (2002) proposed that a planet on a moderate eccentricity orbit with $a \sim 60$ AU could explain the putative edge of the Kuiper belt at ~ 50 AU (Allen et al. 2001; Trujillo and Brown, 2001). Although detailed investigations seem to indicate that these scenarios (often nicknamed the “rogue planet scenarios”) cannot be responsible for the observed Kuiper belt structure (see Morbidelli et al., 2003 for a discussion), it is worth briefly investigating whether a rogue planet in the Kuiper belt or in the scattered disk could explain the origin of 2000 CR₁₀₅ and/or 2003 VB₁₂.

We consider a scenario similar to that proposed by Petit et al. (1999), who speculated on the existence of massive bodies in the scattered disk during the early epochs of the Solar System. To accomplish this, we followed the evolution of a system containing the 4 giant planets, a number of embryos initially between Uranus and Neptune, and 983 test particles for 1 billion years. In order to put ourselves in the most favorable position to generate objects on orbits like 2000 CR₁₀₅ and 2003 VB₁₂, we have considered the extreme and unrealistic case of initially having 10 half-Earth mass embryos in the system. The test particles were initially placed between 25 and 35 AU or between 40 and 50 AU, on quasi-circular co-planar orbits.

During the simulation, all of the embryos at some point found themselves in the scattered disk, with $a > 30$ AU. Of them, six temporarily reached a semi-major axis larger than 100 AU. Some of the embryos remained in the system for a long time, where they could presumably scatter the test particles. Indeed, five embryos had a lifetimes longer than 100 My, and two survived to the end of the integration. The surviving embryos were still on a Neptune-crossing, however, so they are presumably not stable.

The left panel of Fig. 2 shows the (a, q) region covered by the test particles during the simulation. It was generated using the procedures described above for generating

Fig. 1. The region visited by our test particles marginally overlaps the orbit of 2000 CR₁₀₅. However, if this scenario were correct, we would expect many more objects with perihelion distances similar to 2000 CR₁₀₅, but with smaller semi-major axis. This problem is not alleviated by considering only particles that survive for a long time in the simulation. Moreover, the orbit of 2003 VB₁₂ is very far from the boundary of this distribution. Thus we conclude that also the Petit et al. (1999) model in principle cannot explain these two objects.

We have also considered an Earth-mass planet initially on an orbit similar to that postulated by Brunini and Melita (2002), with $a = 62.83$ AU, $e = 0.2$ and $i = 6^\circ$. This planet has the advantage of having an aphelion distance at ~ 75 AU, which is very close to the perihelion distance of 2003 VB₁₂. It therefore seems to be a good candidate to emplace objects at the locations of both 2000 CR₁₀₅ (which would be deeply planet-crosser) and 2003 VB₁₂.

We have integrated for 4 Gy the orbits of 100 test particles initially on circular and coplanar orbits between 60 and 90 AU under the gravitational influence of the Sun, the 4 giant planets, and the rouge planet. The result is shown in the right panel of Fig. 2, with the same representation used in Fig. 1. Unlike in the previous plots of this paper, only the last 2 Gy of evolution are used to compute of the region covered by the particles. The orbit of 2000 CR₁₀₅ is reproduced! Moreover, for the particles with $40 < q < 50$ AU the semi-major axis distribution peaks nicely at 200 AU. Thus this mechanism is consistent with the fact that we have not found objects with the same q as 2000 CR₁₀₅ but with smaller semi-major axes.

However, we caution that our test particle density distribution near the position of 2000 CR₁₀₅ is due to a *single* particle, which is scattered into that region at $t = 720$ Myr and then evolves in a quasi-stable manner for the age of the Solar System. Hence our apparently

nice result above suffers from small number statistics.

However, the orbit of 2003 VB₁₂ remains well beyond the reach of the particles scattered by the rogue planet. Even on a timescale of 4 Gy, an Earth-mass planet has difficulty transporting objects much further than $a \sim 250$ AU. The bodies that reach $a > 250$ AU have $q < 40$ AU. Their small perihelion distance indicates that Neptune, rather than the rogue planet, is responsible for their large semi-major axes. In fact, the only way an object reached large semi-major axes in our integrations was to first have its perihelion distance driven down to Neptune’s orbit due to interactions with the rogue planet, and then Neptune drove it to large a .

This simulation shows that the naive expectation that a planet would populate the entire orbital region that crosses its own orbit is not correct. An Earth-mass planet at the edge of the Kuiper belt simply cannot transport objects from a nearly circular orbit to large semi-major axes in the age of the Solar system without first handing them off to Neptune.

Having said this, given the small number of experiments we have thus far performed, we, of course, cannot rule out that there is a combination of planet mass and distance that can produce both 2000 CR₁₀₅ and 2003 VB₁₂. There is a huge parameter space of possibilities that cannot be exhaustively covered in a practical way. However, the results presented in this section indicate that the most intuitive and often invoked solutions do not always trivially work.

In addition, our results show that it would take a long time to create an object like 2003 VB₁₂. So any trans-Neptunian planet that could make this object would, most likely, need to be in the Solar System today. The presence of one or more planets in the distant Solar System would raise sever questions such as: how did these planets form so far from the Sun? How were these planets transported to their current distant location? Is their formation or transport compatible with the observed properties of the Kuiper belt and with

the orbital distribution of the other giant planets? Why haven't these planets yet been observed? Science should always give preference to the most simple theories — ones that do not raise more problems than they solve. We are convinced that the rogue planet scenario does not fall into this category. A much more credible scenario for the origin of 2000 CR₁₀₅ and 2003 VB₁₂ is presented in §5.

4. Disk tides

In this section we present a wholly new idea for the formation of 2000 CR₁₀₅ — one which, unfortunately, fails to work. We present this mechanism for completion and because we believe that the dynamics presented here could be of use in the future.

Imagine that a massive and dynamically cold trans-Neptunian disk of planetesimals persisted for a long time. This disk would have exerted tidal forces on bodies with large semi-major axes and moderate to large inclinations, similar to those exerted by the Galactic disk on Oort cloud comets. As a consequence, as scattered disk bodies evolved outward, they would have entered a phase where their inclinations and perihelion distances would have been oscillating due to the presence of this disk. If this disk, or at least part of it, dispersed while some objects were in this phase, some of them would have been left with large perihelion distances.

The secular evolution induced on small bodies by the 4 giant planets (assumed to be on coplanar and circular orbits) and a massive disk situated on the planets' orbital plane can be analytically computed with a trivial adaptation of the approach usually followed to compute the effects of the Kozai resonance (see Thomas and Morbidelli, 1996; chapter 8 of Morbidelli, 2002). The motions of the eccentricity and of the argument of perihelion ω are coupled, while the semi-major axis and the quantity $H = \sqrt{a(1 - e^2)} \cos i$ remain constant.

Fig. 3 shows the possible trajectories on the ω, q plane for $a = 230$ AU and $H = 8.329$, which are the values corresponding the current orbit of 2000 CR₁₀₅, once its inclination is computed with respect invariant plane of the 4 giant planets. The massive disk is assumed to extend from 40 to 120 AU in the case illustrated by the left panel and from 70 to 120 AU in the case illustrated by the right panel. Both disks had the same surface density, $\Sigma \propto r^{-2}$, which is a simple extrapolation of the surface density of solid material in the giant planets region (Weissman and Levison, 1997). Thus, the total mass of the disk on the left was $94M_{\oplus}$, while the total mass of the disk on the was $46M_{\oplus}$.

As one sees, as the inner edge of the disk moves outwards from 40 to 70 AU, the libration region increases in width. Consider now an initial conditions with $q \sim 38$ AU at $\omega = 0$. If the inner edge of the disk is at 40 AU, these initial conditions give orbits that have only moderate oscillations of perihelion distance while ω precesses. If the inner edge of the disk is at 70 AU, they give orbits which are in the libration region and along which q eventually increases beyond 44 AU. The timescale for this increase is of order of a few million years. For bodies with higher inclination (smaller value of H) than 2000 CR₁₀₅, the change in perihelion distance is enhanced, while for bodies with smaller inclination it is less pronounced.

From these results, the scenario that we tentatively envision is the following. Neptune dispersed the bodies in its vicinity forming a scattered disk; assuming that the planet was more or less on its current orbit, the perihelion distances of the scattered disk bodies with large semi-major axis ranged up to ~ 38 AU. Because of the tides generated by the massive disk, the scattered disk bodies with moderate or high inclinations suffered perihelion distance oscillations, coupled with the precession of their perihelion argument ω . Meanwhile, the collisional and dynamical erosion of the massive disk caused an effective outward migration of the disk's inner edge. As a consequence, the amplitude of the

perihelion distance oscillations increased, and bodies with $a \sim 230$ AU and $H \lesssim 8.329$ (2000 CR105 values) were eventually captured in the region of phase space where ω librates. As a result, these objects went through phases where their perihelion distance could get up to 44 AU or more. Eventually, the entire disk lost its mass, perhaps through collisional erosion, and the tide disappeared. Consequently ω started to circulate again the perihelion distances of the bodies remained essentially frozen for the rest of the Solar System’s lifetime.

We have attempted to simulate this scenario with a numerical integration. We followed the evolution of 300 scattered disk objects under the gravitational influence of the Sun, 4 giant planets, and a $96 M_{\oplus}$ disk spread between 40 and 150 AU. The disk is divided in two parts: the inner part encompassing the region between 40 and 60 AU, while the outer part encompassing the region beyond 60 AU. The mass of the inner part linearly decays to zero in 70 My, while that of the outer part decays in 300 My. The initial conditions for the test particles are a subset of the initial conditions in Levison and Duncan (1997).

We followed the evolution of these particles with a version of the `swift_rmvs3` integrator modified so that the gravitational potential of the two parts of the disk were added to the equations of motion of both the planets and the particles. The orbital distribution of the particles at the time when the disk is totally dispersed is shown in Fig. 4. None of the particles have a perihelion distance larger than 38 AU. We believe this result is due to the fact that close encounters with Neptune are so frequent that the particles do not have time enough to respond to the slow, secular forcing of the disk tide. As a test, we performed a new simulation where we removed the giant planets and kept the mass of the disk constant. We indeed observed that the particles with inclinations larger than 30 degrees and semi-major axes in the 200–260 AU region had their perihelion distances lifted above 45 AU, in good agreement with the analytic estimates. Therefore, we are forced to conclude that the disk tide scenario for the origin of a high inclined extended scattered disk

does not work.

5. Stellar encounter

Observing that the dynamical excitation in the Kuiper belt apparently increases with semi-major axis, Ida et al. (2000) suggested that this structure might record the hyperbolic passage of a solar mass star at 100–200 AU from the Sun. With improved data, it now seems unlikely that the complexity of the orbital structure of the Kuiper belt can be explained by a stellar passage. However, the truncation of the Kuiper belt at ~ 50 AU might still be caused by such a passage (Kobayashi and Ida, 2001; Melita et al., 2002; Levison et al., 2004). The details of such an encounter are described in Levison et al. (2004, hereafter LMD04).

In this section we investigate whether a stellar encounter could be responsible for placing 2000 CR₁₀₅ and 2003 VB₁₂ on their current orbits. In particular, since these objects are so large and thus unlikely to have formed at their current semi-major axes (Stern 1996), we will study whether a passing star could be deliver them from an early massive scattered disk.

We follow the procedures described in detail in LMD04, but which we briefly review here: 1) We started with a simulation of the formation of the Oort cloud by Dones et al. (2004). From this simulation we have the total time history of the Oort cloud formation according to this model. 2) We extracted the position of planets and particles from the DLDW04 calculations a specific time. 3) We integrated the orbits of these particles during a stellar encounter. Since this work is intended as a proof of concept, we restricted ourselves to a ‘typical’ $1 M_{\odot}$ on a hyperbolic orbit with $\omega = 90^{\circ}$, $i = 45^{\circ}$ and an unperturbed encounter velocity of 0.2 AU/y. The only characteristic of the encounter we vary is the

perihelion distance of the star.

Fig. 5 shows the results of our simulations for four different values of the star’s perihelion distance (q_*): 140 AU, 500 AU, 800 AU, and 1000 AU. In all cases but the $q_* = 1000$ AU run, objects like 2000 CR₁₀₅ and 2003 VB₁₂ are created. The $q_* = 1000$ AU run is simply too weak to produce these objects.

However, as we explain in §1, we believe that one of the important characteristics that we need to explain with these models is the dearth of observed objects with perihelion distances comparable to 2000 CR₁₀₅, but with smaller semi-major axes. If this is indeed the case, then we can put some constraints on q_* . Small perihelion passages, like the ones required to sculpt the outer edge of the Kuiper belt (LMD04), can be ruled out because they tend place too many objects on large q orbits close or interior to 100 AU. The run shown in Fig. 5A, for example, has 17 objects with $42 < q < 48$ AU and $a < 150$ AU, while only 6 in the same range of q but with $a > 150$ AU. Since observational biases tend to favor the discovery of objects with smaller semi-major axes, it is difficult to reconcile this model with the observations. If the edge of the Kuiper belt was really formed by a stellar encounter at ~ 150 AU, the event that placed 2000 CR₁₀₅ and 2003 VB₁₂ onto their current orbits must necessarily have occurred afterwards.

At larger q_* ’s the models begin to look like the distribution that we believe that the data is indicating. In both the $q_* = 500$ AU run and the $q_* = 800$ AU run there is a sharp transition interior to which there are no objects with large q . But, exterior to this boundary the star strongly perturbed the scattered disk and many objects were lifted to $q \sim 45$ AU or beyond. This sharp transition in semi-major axis between perturbed and non-perturbed bodies was already observed in Kobayashi and Ida (2001). Similar results can be found in Fernandez and Brunini (2000). For the stars studied here, the best fit to the data is $q_* \sim 800$ AU.

LMD04 set a tight constraint on the time when the putative stellar encounter that truncated the Kuiper belt could have occurred, by looking at the ratio between the scattered disk population and the extended scattered disk population in the 50–100 AU region. Unfortunately, we cannot repeat the same exercise here, because this more distant encounter affected only the bodies with $a > 200 \text{ AU}$, and in this region the number of *known* objects in both the scattered disk and the extended scattered disk is still too limited for statistical considerations.

This does not mean, however, that such a stellar encounter could have occurred at any time during the history of the Solar System. This is due to the fact that such a stellar encounter would have stripped any Oort cloud population that existed at the time of the encounter. This is illustrated in Fig. 6, which shows a before and after snapshot of the scatter disk and Oort cloud which suffered our nominal stellar passage with $q_\star = 800 \text{ AU}$ at 10^9 years. Note that practically all the objects with $a \gtrsim 400 \text{ AU}$ were stripped from the system. Also there is almost no material left in the scattered disk to rebuild it. Indeed, using methods developed in LMD04, we find that in this case the Oort cloud would only contain 8% of the material that it would have if the encounter never happened. That is, we can rule out an encounter this late because the Oort cloud would be too anemic (see LMD04 for a more detailed discussion). Using the same techniques, we find that any encounter 100 Myr or earlier does not effect the mass of the final Oort cloud, while an encounter at 100 Myr results in an Oort cloud that is 50% of the nominal one.

6. Conclusions and discussion

We have analyzed with numerical simulations four seemingly promising mechanisms for explaining the origin of the peculiar extended scattered disk object 2000 CR₁₀₅: (i) a high eccentricity phase of Neptune, (ii) the existence of a rogue planet in the Kuiper belt or in

the scattered disk, (iii) the tide exerted by a massive and dynamically cold trans-Neptunian disk, and (iv) the passage of a star near the Solar System. Of these, only the early passage of a Solar-mass star at about 800 AU from the Sun appears satisfactory. This is also the only scenario that we have studied that can easily explain the origin of the newly found object 2003 VB₁₂.

Another scenario for the origin of extended scattered disk objects has been proposed by Gomes (2003a, 2003b). In it, a small fraction of the objects in an early massive scattered disk population permanently acquire a large perihelion distance during the outer migration of Neptune. This mechanism predicts that there should be large- q objects with semi-major axis all over the range from ~ 50 to ~ 200 AU.

The fact that the extended scattered disk bodies with the largest perihelion distances, 2000 CR₁₀₅ and 2003 VB₁₂, both have $a > 200$ AU, argues against a scenario like that of Gomes. Since observational biases (given an object’s perihelion distance and absolute magnitude, and a survey’s limiting magnitude of detection) sharply favors the discovery of objects with small semi-major axis, we believe that it would be unlikely that the first two discovered body with $q > 44$ AU had $a > 200$ AU, if the real semi-major axis distribution in the extended scattered disk were skewed toward small a . An yet, Gomes’s mechanism and all of the mechanisms we have studied, except for the passing star, lead to such a distribution. Indeed, it is intuitive that creating a distribution where the objects with the largest a also have the largest q requires a perturbation ‘from the outside’, whose magnitude decreases with decreasing heliocentric distance. Thus, there are not many alternatives to the stellar encounter scenario.

In the current galactic environment, the closest stellar encounter that should occur over the age of the Solar System is at ~ 900 AU (Garcia-Sanchez et al., 2001). This should typically happen with a star that is about 1/10th the mass of the Sun. Therefore, the

encounter with a Solar-mass star at ~ 800 AU at early times requires that the environment in which that Sun formed was significantly denser, such as that of a stellar cluster (Bate et al., 2003). In the future the existence of 2000 CR₁₀₅, 2003 VB₁₂, and their cohorts may supply important clues to the exact environment in which the Sun and Solar system formed.

On a final note, since its discovery, passing stars have been used to capture objects into the Oort cloud (Oort 1950). Indeed, the process invoked for the Oort cloud is identical to the one employed here. Thus, if a passing star is indeed responsible for the formation of objects like 2000 CR₁₀₅ and 2003 VB₁₂, then it is perhaps more appropriate to characterize these objects as the inner edge of the Oort cloud rather than the outer edge of the scattered disk. Indeed, recent simulations of the Oort cloud in a star cluster (Eggers 1997; 1998; Fernandez and Brunini 2000) actually produce objects like 2003 VB₁₂.

We are very grateful to M. Brown for supplying information on his new object, 2003 VB₁₂, a few days before the official announcement. HFL is grateful for funding from NASA's Origins and PGG Programs. We thank the CNRS-NSF exchange program for supporting HFL's sabbatical at Observatoire de la Côte d'Azur, Nice, France.

7. References

- Allen, R. L., Bernstein, G. M. & Malhotra, R. 2002. Observational Limits on a Distant Cold Kuiper Belt. *Astron. J.*, **124**, 2949-2954.
- Bate M.R., Bonnell I.A. and Bromm V. 2003. The formation of a star cluster: predicting the properties of stars and brown dwarfs. *M.N.R.A.S.*, **339**, 577-599.
- Brown M., et al. 2004. *MPEC 2004-E45*.
- Brown M. 2001. The Inclination Distribution of the Kuiper Belt. *Astron. J.*, **121**,

2804-2814.

Brunini A. and Melita M. (2002) The existence of a planet beyond 50 AU and the orbital distribution of the classical Edgeworth Kuiper belt objects. *Icarus*, **160**, 32-43.

Dones L. 2004. Simulations of the Formation of the Oort cloud I: The References Models. *Icarus*, submitted.

Duncan, M. J., Levison, H. F. 1997, scattered comet disk and the origin of Jupiter family comets, *Science*, **276**, 1670–1672.

Eggers, S., H. U. Keller, P. Kroupa, and W. J. Markiewicz 1997. Origin and dynamics of comets and star formation. *Planet. Space Sci.* **45**, 1099–1104.

Eggers, S., H. U. Keller, W. J. Markiewicz, and P. Kroupa 1998. Cometary dynamics in a star cluster. *Astronomische Gesellschaft meeting abstracts* **14**, 5 (abstract).

Emel'yanenko V. V., Asher D. J., Bailey M. E. 2003. A new class of trans-Neptunian objects in high-eccentricity orbits. *MNRAS*, **338**, 443-451

Fernandez J. and Brunini A., 2000. The buildup of a tightly bound comet cloud around an early Sun immersed in a dense galactic environment: Numerical experiments. *Icarus*, **145**, 580–590.

Garcia-Sanchez J., Weissman P.R., Preston R.A., Jones D.L., Lestrade J.F., Latham D.W., Stefanik R.P., Paredes J.M. 2001. Stellar encounters with the solar system. *Astron. Astrophys.*, **379**, 634-659.

Gladman B., Holman M., Grav T., Kaavelars J.J., Nicholson P., Aksnes K., Petit J.M. 2001. Evidence for an extended scattered disk. *Icarus*, in press.

Gomes R.S. 2003a. The origin of the Kuiper belt high inclination population. *Icarus*, **161**, 404-418.

- Gomes R.S. 2003b. A new model for the origin of the high-inclined TNOs. In press in *Proceedings of the First Decadal Review of the Edgeworth-Kuiper Belt Meeting in Antofagasta, Chile*, to be published in *Earth Moon and Planets*
- Ida, S., Larwood, J. & Burkert A. 2000. Evidence for Early Stellar Encounters in the Orbital Distribution of Edgeworth-Kuiper Belt Objects. *ApJ.*, 528, 351–356.
- Kobayashi H., Ida S. 2001. The Effects of a Stellar Encounter on a Planetesimal Disk. *Icarus*, **153**, 416-429.
- Levison H.F., Duncan M.J. 1994, The long-term dynamical behavior of short-period comets. *Icarus*, 108:18–36.
- Levison, H.F., & Duncan, M. J. 1997, From the Kuiper Belt to Jupiter-Family Comets: The Spatial Distribution of Ecliptic Comets, *Icarus*, 127, 13–32.
- Levison H.F., Morbidelli A. and Dones L. 2004. Forming the Outer Edge of the Kuiper Belt by a Stellar Encounter: Constraints from the Oort Cloud. *Astron. J.*, submitted.
- Melita M., Larwood J., Collander-Brown S, Fitzsimmons A., Williams I.P., Brunini A. 2002. The edge of the Edgeworth-Kuiper belt: stellar encounter, trans-Plutonian planet or outer limit of the primordial solar nebula? In *Asteroid, Comet, Meteors*, ESA Spec. Publ. series, in press.
- Morbidelli, A., & Valsecchi, G. B. 1997, Neptune scattered planetesimals could have sculpted the primordial Edgeworth–Kuiper belt, *Icarus*, 128, 464–468.
- Morbidelli A. 2002 *Modern celestial mechanics: aspects of solar system dynamics*, Taylor and Francis, London.
- Morbidelli A., Brown M. and Levison H. 2003. The Kuiper belt and its primordial sculpting. In press in *Proceedings of the First Decadal Review of the Edgeworth-Kuiper Belt*

Meeting in Antofagasta, Chile, to be published in Earth Moon and Planets

- Morbidelli A., Emel'yanenko V. and Levison H.F. 2004. Origin and orbital distribution of the trans Neptunian Scattered Disk. *MNRAS*, submitted.
- Petit, J. M., Morbidelli, A., & Valsecchi, G. B. 1999. Large scattered planetesimals and the excitation of the small body belts, *Icarus*, 141, 367-387.
- Stern, S. A. 1996, On the Collisional Environment, Accretion Time Scales, and Architecture of the Massive, Primordial Kuiper Belt., *AJ*, 112, 1203–1210.
- Thomas F., Morbidelli A. 1996. The Kozai resonance in the outer Solar System and the dynamics of long-period comets, *Celest. Mech.*, **64**, 209–229.
- Thommes, E. W., Duncan, M. J. & Levison, H. F. 1999. The formation of Uranus and Neptune in the Jupiter-Saturn region of the Solar System. *Nature*, 402, 635–638.
- Trujillo, C. A. and Brown, M.E. 2001. The Radial Distribution of the Kuiper Belt. *AJ*, 554, L95–L98.
- Weissman, P.R., Levison H.F. 1997, The population of the trans-neptunian region, in Pluto, D. J. Tholen and S. A. Stern, Tucson: Univ. Ariz. Press. , 559–604

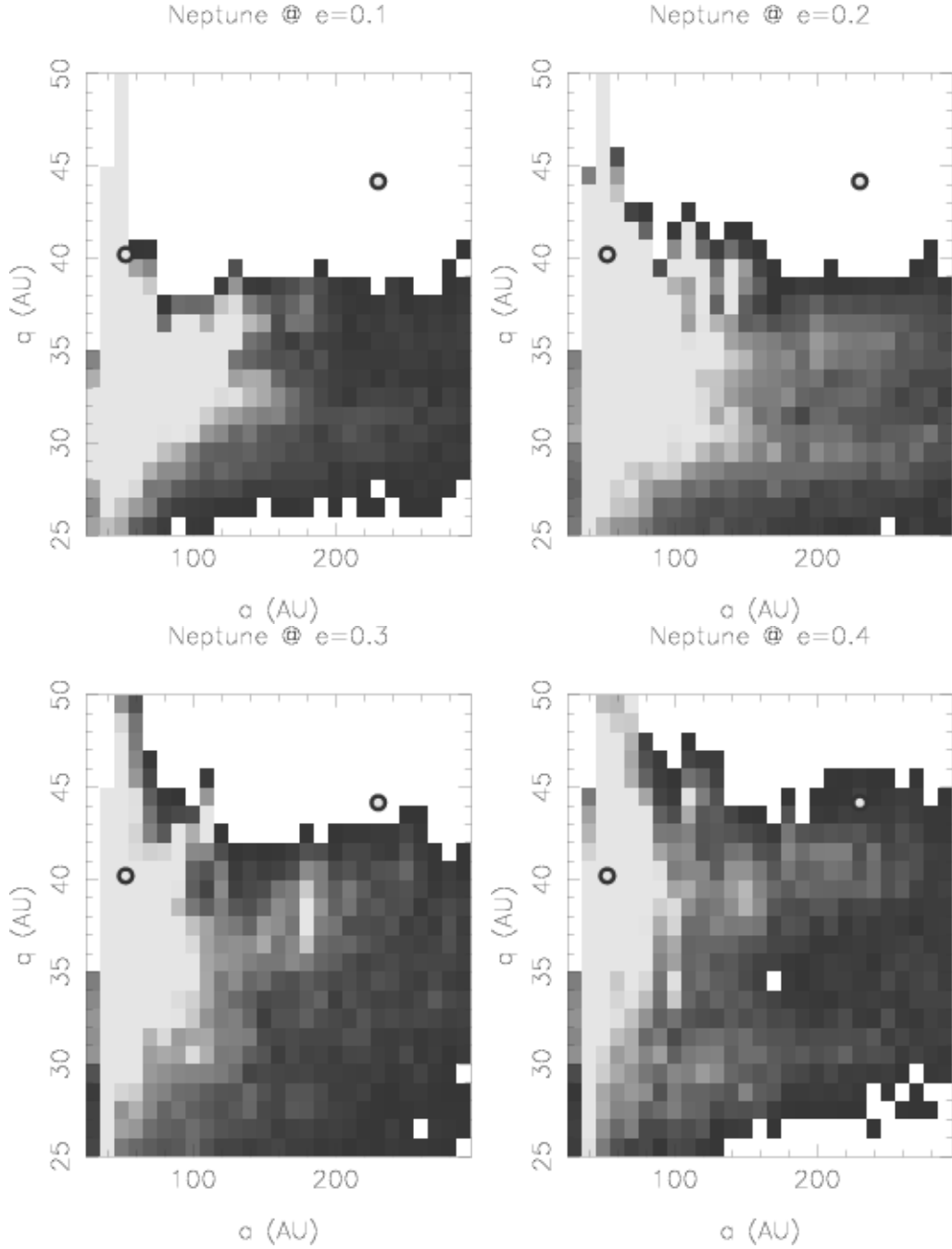


Fig. 1.— The extent of the scattered disk that is generated by a Neptune on increasingly eccentric orbits. The gray scale denotes the cumulative time spent by the integrated test particles in the 10×2 AU cells of the a, q plane. A darker color denotes a shorter time. The uncolored region is the one that has never been visited by a test particle during the 1 Gy integration. The gray open dots, bounded by black rings, denote the position of 1995 TL₈ ($a = 52.69$ AU, $q = 40.2$ AU) and 2000 CR₁₀₅ ($a = 230$ AU, $q = 44.2$ AU).

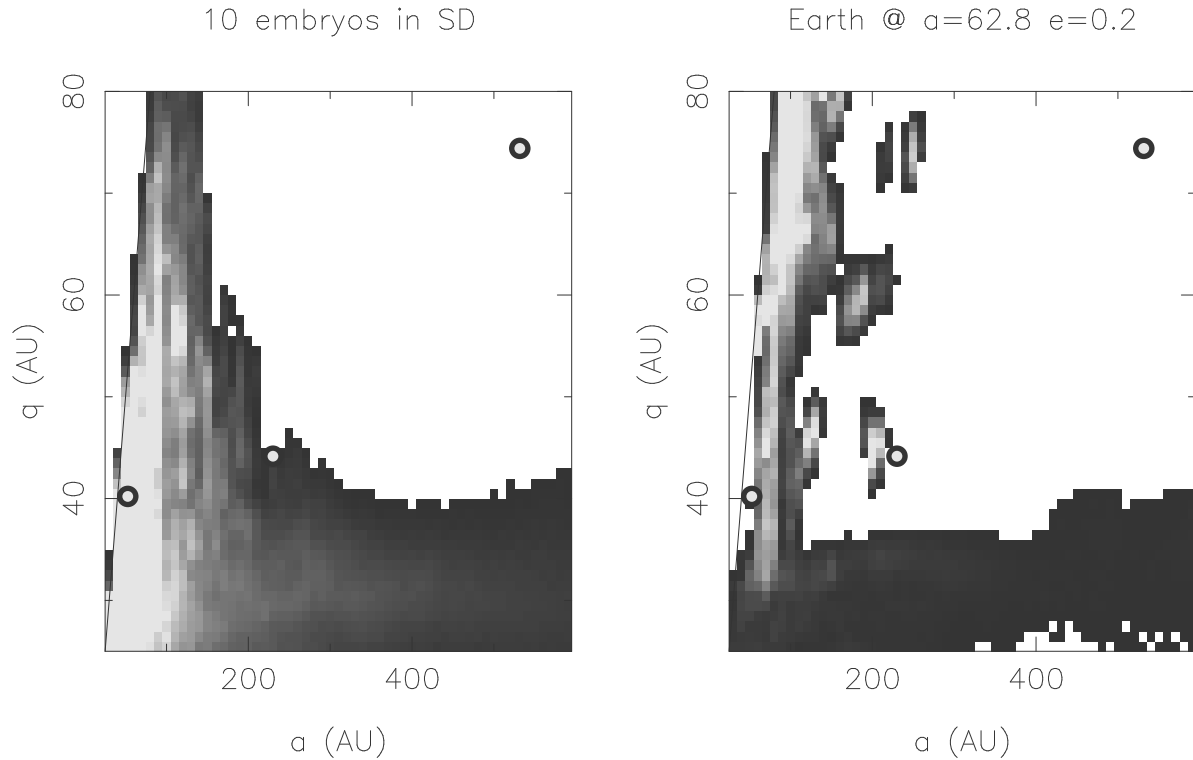


Fig. 2.— Left: the region of the a, q plane visited by test particles evolving under the influence of the 4 giant planets and 10 half-Earth mass embryos. The embryos were initially between Uranus and Neptune and all eventually evolved into the scattered disk. The gray scale representation is analog to that of Fig. 1. Right: the same, but for particles initially between 42 and 75 AU, under the influence of the 4 giant planets and of an Earth-mass planet at $a = 62.83$ AU, $e = 0.2$ and $i = 6^\circ$. The dot in the upper right corner of each panel represents 2003 VB₁₂.

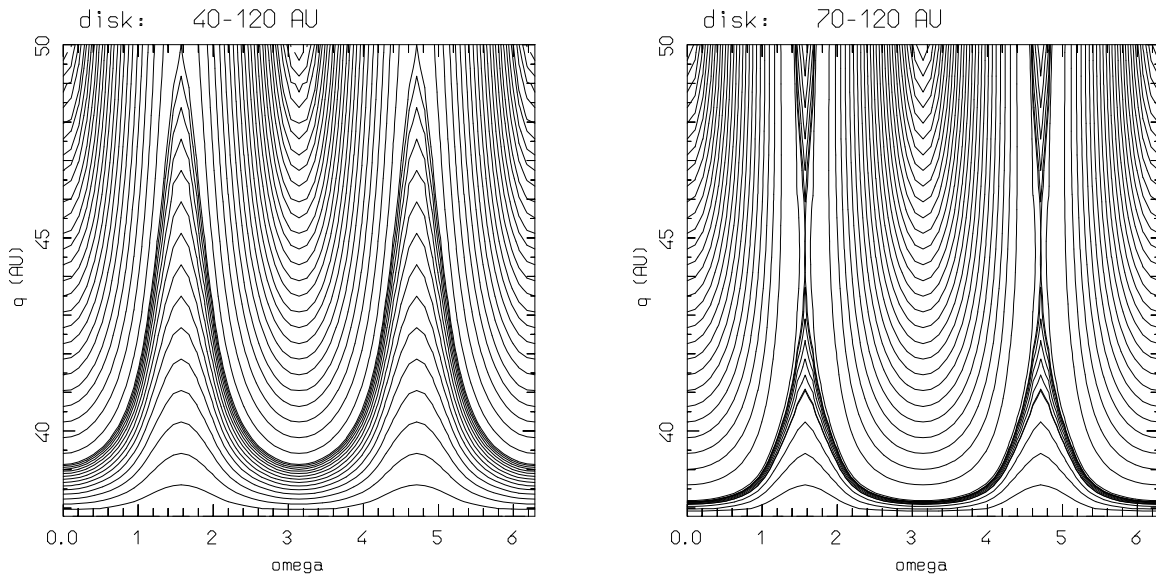


Fig. 3.— The secular ω, q evolution induced by the 4 giant planets and a disk of: (left) $94M_{\oplus}$ between 40 and 120 AU, (right): $46M_{\oplus}$ between 70 and 120 AU. Both panels are computed for small bodies with $a = 230$ AU and $H = \sqrt{a(1 - e^2)} \cos i = 8.329$ (the current value of 2000 CR₁₀₅).

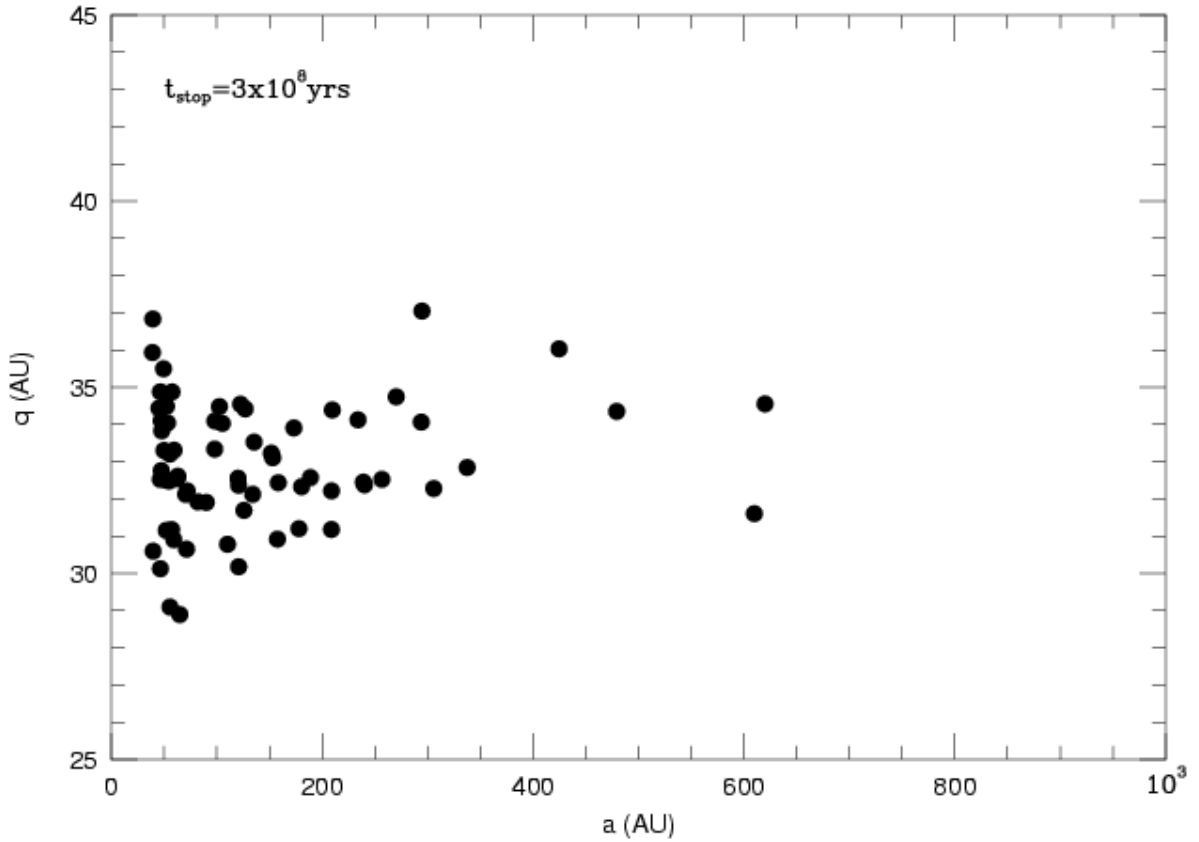


Fig. 4.— The distribution, after 300 My, of a set of scattered disk particles, which evolved under the gravitational influence of the 4 giant planets and a massive trans-Neptunian disk. The disk has initially 96 Earth masses between 40 and 150 AU; its inner part (41 Earth masses between 40 and 60 AU) is eroded in 70 My while the remaining outer part is eroded in 300 My. No particles are found on orbits typical of the extended scattered disk.

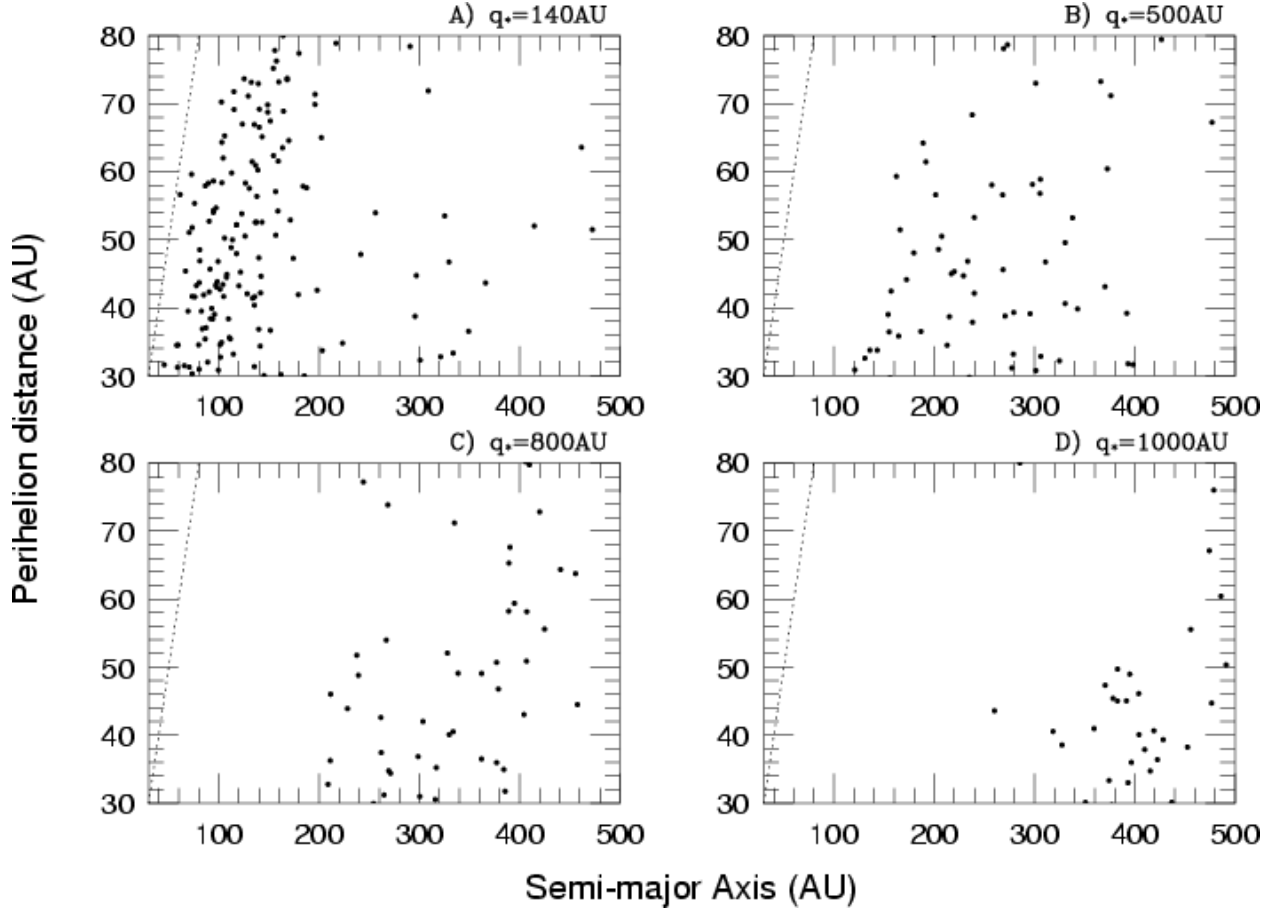


Fig. 5.— The extended scattered disk that resulted from a series of passing stars. In all cases the passing star was $1 M_{\odot}$ and was on a hyperbolic orbit with $v_{\infty} = 0.2 \text{ AU/yr}$, $\omega = 90^{\circ}$, $i = 45^{\circ}$. The only thing that varies from panel to panel is the star’s perihelion distance, q_{\star} . The particles were initially in the scattered disk that was created during Dones et al. (2004) simulations of Oort cloud formation. In particular, we took the scattered disk at 10^5 years into the Dones et al. simulation, but our results are not significantly effected by this choice. See LMD04 for more detail. A) $q_{\star} = 140 \text{ AU}$. B) $q_{\star} = 500 \text{ AU}$. C) $q_{\star} = 800 \text{ AU}$. D) $q_{\star} = 1000 \text{ AU}$.

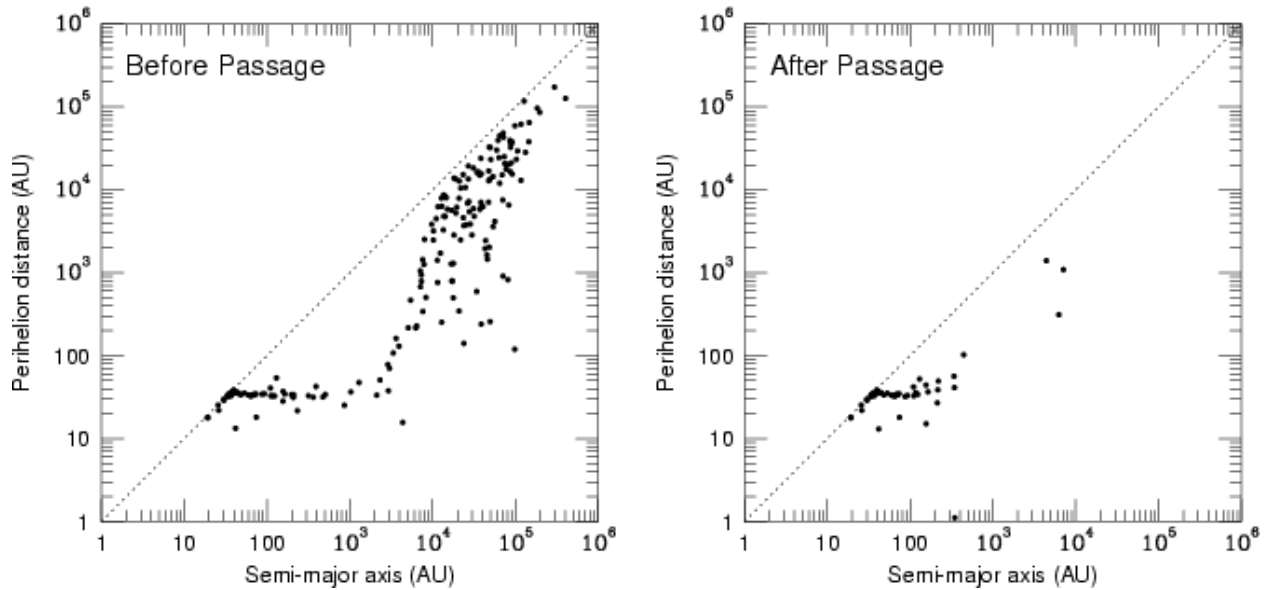


Fig. 6.— The semi-major axis – perihelion distance distribution of the Oort cloud before and after our nominal stellar passage with $q_{\star} = 800$ AU at 1 Gyr. The left panel is taken directly from the simulations in Dones et al. (2004). The right panel shows the effect of such a passage. Note that the Oort cloud is decimated. We conclude that the stellar encounter that emplaced 2000 CR₁₀₅ and 2003 VB₁₂ on their current orbit occurred early in the history of the Solar System.