

A CCD Imaging Search for Wide Metal-Poor Binaries^{*}

M. R. Zapatero Osorio¹ and E. L. Martín²

¹ LAEFF-INTA, P. O. Box 50727, E-28080 Madrid, Spain

² Instituto de Astrofísica de Canarias, E-38200 La Laguna, Tenerife, Spain

Received; accepted

Abstract. We explored the regions within a radius of $25''$ around 473 nearby, low-metallicity G- to M-type stars using $(VR)I$ optical filters and small-aperture telescopes. About 10% of the sample was searched up to angular separations of $90''$. We applied photometric and astrometric techniques to detect true physical companions to the targets. The great majority of the sample stars was drawn from the Carney–Latham surveys; their metallicities range from roughly solar to $[\text{Fe}/\text{H}] = -3.5$ dex. Our I -band photometric survey detected objects that are between 0 and 5 mag fainter (completeness) than the target stars; the maximum dynamical range of our exploration is 9 mag. We also investigated the literature and inspected images from the Digitized Sky Surveys to complete our search. By combining photometric and proper motion measurements, we retrieved 29 previously known companions, and identified 13 new proper motion companions. Near-infrared 2MASS photometry is provided for the great majority of them. Low-resolution optical spectroscopy (386–1000 nm) was obtained for eight of the new companion stars. These spectroscopic data confirm them as cool, late-type, metal-depleted dwarfs, with spectral classes from esdK7 to sdM3. After comparison with low-metallicity evolutionary models, we estimate the masses of the proper motion companion stars to be in the range $0.5\text{--}0.1 M_{\odot}$. They are orbiting their primary stars at projected separations between ~ 32 and ~ 57000 AU. These orbital sizes are very similar to those of solar-metallicity stars of the same spectral types. Our results indicate that about 15% of the metal-poor stars have stellar companions at large orbits, which is in agreement with the binary fraction observed among main sequence G- to M-type stars and T Tauri stars.

Key words. stars: subdwarfs — binaries: visual — stars: late-type — stars: statistics

1. Introduction

Halo subdwarfs are metal-deficient ($[\text{Fe}/\text{H}] \leq -1$ dex), high-velocity ($v_{\text{tan}} \geq 200 \text{ km s}^{-1}$) stars. They belong to the oldest known galactic population and are subluminous with respect to main-sequence stars of the same mass. Traditionally, they have been identified using proper motion surveys (e.g., Giclas 1971) and, more recently, objective prism plates (e.g., Beers et al. 1985). Such surveys are magnitude-limited and consequently biased towards intrinsically brighter stars. Only recently a subdwarf se-

quence of very-low mass halo subdwarfs has been identified with a cutoff at $M(V) = 14.5$ and $(V - I) = 2.8$ mag (Monet et al. 1992). The bolometric luminosities, effective temperatures and metallicities of these stars, and the faint cutoff, are an important constraint to stellar structural and evolutionary models. Gizis & Reid (1997) have stressed the importance of wide binary systems for checking the metallicity scale of low-mass dwarfs.

In 1991 we started a CCD-based imaging survey aimed at finding wide low-mass companions to halo subdwarfs. Wide binary systems are like small clusters because they offer us the possibility of studying two stars of different mass, but with the same age, distance and chemical composition. Early results of our survey were reported in Martín & Rebolo (1992) and Martín et al. (1995). In this paper, we present the full survey, including the discovery of companions to 13 metal-deficient dwarfs. Spectroscopic observations of the low-mass secondaries have been obtained for eight of them. We derive spectral types for these new objects ranging from esdK7 to sdM3.

Send offprint requests to: M. R. Zapatero Osorio, e-mail: mosorio@laeff.esa.es

^{*} Based on observations made with the IAC80 telescope operated on the island of Tenerife by the Instituto de Astrofísica de Canarias in the Spanish Observatorio del Teide; also based on observations made with the 2.2 m telescope of the German-Spanish Calar Alto Observatory (Almería, Spain), the William Herschel Telescope (WHT) operated on the island of La Palma by the Isaac Newton Group in the Spanish Observatorio del Roque de los Muchachos (ORM) of the Instituto de Astrofísica de Canarias; and the Telescopio Nazionale Galileo (TNG) at the ORM.

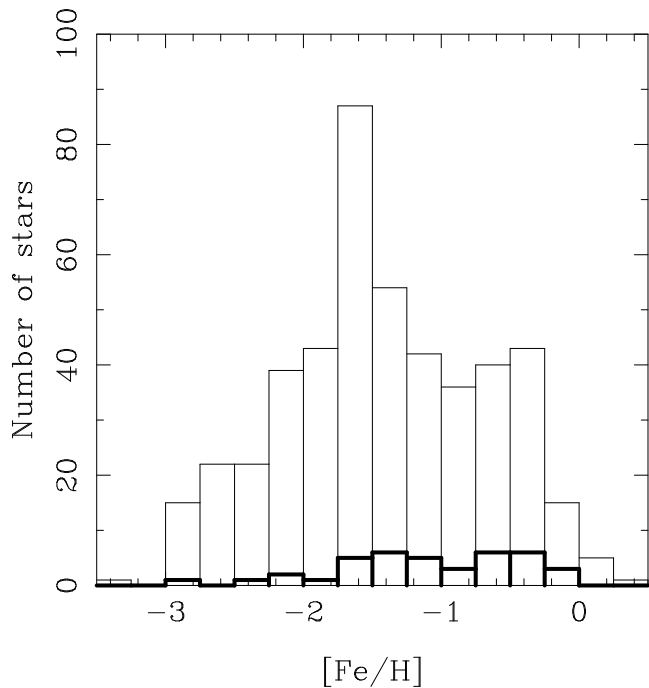


Fig. 1. The metallicity distribution of our entire sample is plotted as a thin line. The metallicity distribution of the stars with wide companions is displayed with a thick line. The bin width represents a change of 0.25 dex in the metal logarithmic abundance.

2. Sample selection

We selected 473 G-, K- and M-type stars with known low-metallicities for our astrometric/photometric search. They were drawn from the surveys by Hartwick et al. (1984), Laird et al. (1988), Schuster & Nissen (1989) and Carney et al. (1994). Chemical composition, as inferred from the $[\text{Fe}/\text{H}]$ measurements given by the previous references, Ryan & Norris (1991) and Cayrel de Strobel et al. (1992), is between solar abundance (0.0 dex) and -3.5 dex. The method of Carney et al. (1994), which is the source of the great majority of our targets, to derive metal abundances is the best fit between observed spectra and a grid of synthetic spectra at the same effective temperatures but with varying metallicities. We will refer to these metallicity estimates as $[\text{Fe}/\text{H}]$ throughout this paper. The distribution of metallicities is shown in Fig. 1: about 50% of the sample has a metal abundance between one and two orders of magnitude more depleted than the Sun, $\sim 30\%$ of the stars have metallicities between 0.0 and -1.0 dex, and the remaining $\sim 20\%$ of the stars are metal depleted by more than a factor of 100.

Additionally, the sample comprises high proper motion stars (typically $\mu \geq 0.1''/\text{yr}$), and with few exceptions, optical magnitudes are brighter than 14.5 mag. The distance to the targets is between 15 and 1000 pc in all cases, except for one Hipparcos star, as shown in Fig. 2. About 46% of the sample stars have Hipparcos parallaxes (Perryman et al. 1997). Interestingly, Fig. 2 also depicts the relation between metallicity and distance for

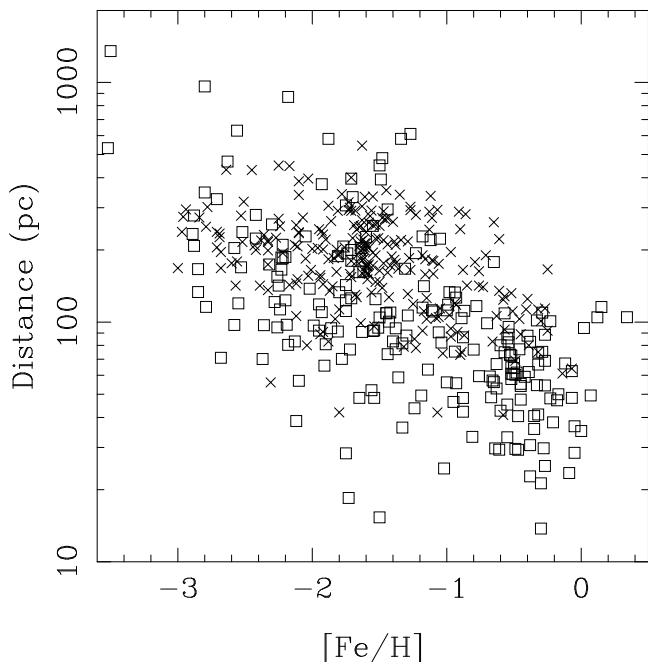


Fig. 2. Distance and metallicity of our target stars. Hipparcos stars (46% of the sample) are plotted as open squares, while crosses stand for stars with distances from Carney et al. (1994).

nearly stars: in general terms, the most metal-depleted stars are located farther away than the most metal-rich stars. The lower envelope to this relation is given by: $\log d(\text{pc}) = 1.146 - 0.268 [\text{Fe}/\text{H}]$. We only used Hipparcos data to derive this equation.

The list of all of our targets appears in Table 1 (the complete Table is available in electronic form). Stars are ordered by their increasing Giclas designation (Giclas 1971). Those stars with no Giclas name are listed at the end of the Table. We also provide V magnitudes in the second column. We remark that we did not apply any particular criteria for the object selection, except for the metal-poor nature of the stars.

3. Observations and analysis

3.1. Optical photometric and astrometric survey

The great majority of the direct imaging observations was conducted with the 0.8m IAC80 telescope at the Observatorio del Teide during 1994, 1995, 1996, 2002, and 2003. The telescope was equipped with a Thomson 1024×1024 CCD camera, which provided a pixel projection onto the sky of $0''.4325$. Further optical observations were carried out with the 1024×1024 CCD cameras of the 1 m Jacobus Kapteyn Telescope (JKT) and of the 2.5 m Nordic Optical Telescope (NOT) at the Observatorio del Roque de los Muchachos (ORM) during 1991, 1993, and 1994. The corresponding plate scales were $0''.30$ (JKT) and $0''.14$ (NOT). The most recent images taken in 2003 were obtained with the IAC80 telescope (same instrumen-

Table 1. List of photometric and astrometric observations.

Object	V_p	Fil.	Tel.	Exp. (s)	FWHM ($''$)	Date	ρ ($''$)	PA (deg)	Δmag	Notes
G 001-004	10.69	<i>I</i>	IAC80	35	1.9	01/08/94	≥ 25			
G 001-012	13.31	<i>I</i>	IAC80	100	2.6	02/08/94	23.29	276.8	4.49	1
G 001-013	15.23	<i>I</i>	IAC80	330	2.5	02/08/94	20.48	341.2	3.89	1

NOTES.— This is an example of the Table. The complete Table is available in electronic form.

Table 2. Previously known proper motion companions.

Companion	Primary	[Fe/H]	V_p	R_p	I_p	$\Delta(V)$	$\Delta(R)$	$\Delta(I)$	ρ ($''$)	PA (deg)	Sep. (AU)	d (Hip) (pc)	d'' (pc)	
G 009-003 B ^b	G 009-003 A		13.07			5.92	5.25	4.15	15.88	63.0				
G 026-008 B	G 026-008 A	-0.32	10.47			4.70	4.16	3.26	8.48	306.0	636		75	
G 026-010 ^c	G 026-009	-0.99	9.89			5.04	5.53	6.19	133.04	29.3	6572	49.4		
G 027-008 B	G 027-008 A	-1.53	11.39	11.06	10.70	5.71	5.13	4.62	5.63	173.3	828		147	
LP 581-80	G 028-040	-0.87	11.33			8.17	3.20	2.25	15.81	349.8	1873	111.5	114	
G 032-046 B ^d	G 032-046 A	-0.57	9.79			9.02		8.74	62.52	168.1	4679	74.9	59	
G 061-023 ^e	G 061-024	-0.53	8.99			0.77			81.90	221.7	5987	73.1	69	
GJ 516 B	G 063-036 ^f		11.38	9.84	8.84	0.3:		0.3:	2.7:	40:	37		13.7	
BD +06 2932 B	G 066-022	-1.30	10.47	10.09	9.67	3.19		2.24	3.60	250.5	316	87.9	61	
G 069-004 N ^g	G 069-004	-0.63	7.98			7.22	0.84	0.87	0.81	6.16	22.9	325	52.8	31
G 095-057 B ^h	G 095-057 A	-1.02	8.15	8.22	7.32	0.61	0.53	0.44	7.25	54.3	178	24.4	22	
G 128-064 B ⁱ	G 128-064 A	-0.27	9.63			8.80	2.10	2.13	261.60	320.3	23177	88.6	65	
G 017-027 ^j	G 153-067	-1.65	9.63	9.14	8.70	4.25			1170.70	36.7	56544	48.3	35	
G 171-050 B	G 171-050 A	-2.94	13.08			5.25	4.72	4.32	22.48	268.4	6632		295	
G 173-003	G 173-002	-0.07	10.05			4.16	3.63	2.82	22.51	34.6	1440		64	
G 194-037 B	G 194-037 A	-2.03	15.31			2.63	2.53	1.86	19.71	48.2	7825		397	
G 197-050 ^k	G 197-049	-1.50	9.86	8.86	8.08	3.72	3.08	2.71	14.68	9.4	225	15.3		
G 217-004 B	G 217-004 A	-0.40	11.46			10.64	6.85	6.06	4.98	12.36	200.8	1085	87.8	137
G 230-047 B ^l	G 230-047 A	-0.39	10.12			5.01	4.49	3.63	11.63	267.3	930		80	
G 230-049 B ^m	G 230-049 A	-0.66	8.51		7.89	0.11			1.33	29.0	76	57.1	43	
G 242-074 B ⁿ	G 242-074 A	-0.78	9.78		9.09	5.1:		4.08	19.50	336.1	2276	116.6	91	
G 251-054 B ^o	G 251-054 A	-2.36	10.07		9.37	4.60	4.25	4.05	110.59	208.5	28288	255.8	59	
G 252-049 B ^p	G 252-049 A	≥ -0.3	9.48		7.93	0.11			1.53	112.0	32	21.2		
G 255-038 B ^q	G 255-038 A		9.78	9.12	8.57	3.78		2.36	14.34	324.2	644	44.9		
G 262-022 ^r	G 262-021	-1.07	13.75	13.40	12.96	0.68	0.42	0.19	29.54	148.4	8685		294	
G 266-029 B ^s	G 266-029 A	-1.18	8.96		8.61	0.40			0.17		39	227.8		
LHS 541	G 273-001 ^t	-1.40	8.16	7.87	7.54	8.16	7.60	6.67	18.57	52.0	1542	83.0	37	
BD+16 2116 B ^u	BD+16 2116 A	-0.05	7.48		6.77	1.8:			1.2:	256:	34	28.5		
BD+23 2207 B ^v	BD+23 2207 A	-0.38	5.80		5.23	5.8:		4.33	7.72	302.7	175	22.7		

^a Distance from Carney et al. (1994), except for G 176-046 D.

^b V magnitude from Salim et al. (2003).

^c White dwarf. Metallicity from Cayrel de Strobel et al. (1997).

^d CCDM J00453+1421 B.

^e ΔV and astrometry from Salim et al. (2003). I (G 061-023) = 9.03 mag (Hipparcos).

^f G 063-036 is a low-metallicity, M-type star (Stauffer & Hartmann 1986).

^g Hipparcos separation and position angle are 6 $''$.193 and 23 deg, respectively.

^h Hipparcos separation and position angle are 7 $''$.307 and 54 deg, respectively.

ⁱ G 128-064 B is possibly HIP 115671. ΔV and astrometry from Salim et al. (2003). ΔI from Hipparcos.

^j ΔV from SIMBAD. Astrometry from Salim et al. (2003). G 153-067 is also known as G 017-025.

^k ΔR from Weis (1991). Metallicity from Alonso et al. (1996).

^l CCDM J20415+5730 B.

^m Not resolved in our images. Separation, position angle and ΔV from the Hipparcos database.

ⁿ CCDM J00582+8007 B.

^o CCDM J08111+7954 B.

^p Not resolved in our images. Astrometry and ΔV from Hipparcos; metallicity from Reid et al. (2001).

^q CCDM J13349+7430 B. Hipparcos separation and position angle are 14 $''$.28 and 324 deg, respectively. See notes to Table 1.

^r ΔV from SIMBAD.

^s Not resolved in our data. Astrometry and ΔV from Allen et al. (2000).

^t G 273-001 is an Hipparcos binary (see text and notes to Table 1).

^u Hipparcos separation of 1 $''$.81 and PA = 246 deg. Metallicity from Zakhzhaj & Shaparenko (1996).

^v Metallicity from Cayrel de Strobel et al. (1992).

tal configuration as in the past) and the CAFOS instrument attached to the 2.2m telescope at the Calar Alto Observatory (CAHA), providing a pixel size of 0 $''$.53. Some observing nights were hampered by cirrus. Hence, we did not perform any absolute photometric calibration. The

survey was entirely conducted in the I filter because faint dwarf companions are significantly redder than their primary stars. Some targets were also imaged in the V and/or R filters to determine color differences between targets and companion candidates. This program was usually carried

Table 3. New proper motion companions.

Companion	[Fe/H]	V_p	R_p	I_p	$\Delta(V)$	$\Delta(R)$	$\Delta(I)$	ρ ($''$)	PA (deg)	Sep (AU)	d (Hip) (pc)	d^a (pc)
G 009-047 B ^b	-1.93	7.70		6.88	8.70	8.23	8.05	81.93	229.5	30800	375.94	13
G 059-032 B ^c	-0.23	9.04		8.10				112.03	108.7	5381	48.05	58
G 090-036 B	-1.62	12.69			3.44	2.97	2.61	1.67	47.4	369		221
G 093-027 B ^d	-1.23	11.64			2.7:	2.2:	1.8:	3.52	101.3	275		78
G 116-009 B	-1.46	14.34			4.00	3.57	3.03	10.08	90.5	2712		269
G 128-077 B	-1.36	13.36			2.87	2.05	1.89	9.18	138.3	1533		167
G 172-016 B	-1.64	10.97			5.85	5.34	4.84	8.30	154.5	822		99
G 176-046 D ^b	-1.67	12.59	12.16	11.70	4.89	4.76	3.89	4.80	152.9	610		127
G 188-022 B	-1.45	10.05		9.55	6.93	6.21	5.45	5.08	308.3	553	108.81	89
G 204-049 B	-0.97	10.85			4.3:	3.7:	3.1:	2.7:	72:	235:		87
G 214-001 B	-2.03	12.08			5.74	4.95	4.59	5.14	353.0	802		156
G 216-045 B	-0.52	11.24			8.56	7.49	6.22	31.45	43.9	4151		132
G 273-152 B	-0.60	10.10	9.65	9.23	≤ 5.7	4.42	3.57	3.84	277.6	307	80.06	65

^a Distance from Carney et al. (1994), except for G 009-047 B.

^b Distance and metallicity from Laird et al. (1988).

^c Astrometry from the Digital Sky Survey images.

^d According to Carney et al. (1994), it is a visual binary, but nothing is found in either SIMBAD or the archives.

out as a backup observing program whenever the seeing was rather poor ($\geq 2''$) or there were many clouds.

Raw frames were bias-subtracted and flat-field corrected using packages running inside the IRAF¹ environment. Flat-fields were usually collected during dawn and dusk. Individual exposures ranged between a few seconds and 600 s, depending on the brightness of the targets and the telescope diameter. These integration times did not yield deep images. However, these data are intended to detect objects typically between 0 and 5 mag fainter than the target stars. This is the dynamical magnitude range for which our survey is complete. In some cases, less luminous objects are seen (maximum dynamical range is 9 mag). Observing dates, telescope, filters, exposure times, and the mean spatial resolution calculated as the average FWHM of the images are all given in Table 1.

We performed differential photometry and relative astrometry of all star-like sources that are found within a radius of $25''$ from the low-metallicity source. For about 10% of our sample, we also investigated up to $1'.5$. Based on the lower envelope delineated by the distance–metallicity relation of Fig. 2, and for an average seeing of $2''$ (see Table 1), we can resolve projected separations larger than 30 AU for roughly solar metallicities, and larger than 200 AU for $[\text{Fe}/\text{H}] = -3$. Instrumental magnitudes of both targets and companion candidates are determined by considering constant circular apertures that do not overlap with other sources. The magnitude difference of a candidate with respect to its metal-depleted star is computed by subtracting instrumental magnitudes. For bright sources, photometry is accurate to ± 0.05 mag. The

photometric uncertainty increases up to ± 0.25 mag for the faintest sources. Photometric diagrams will be discussed in Sect. 4.

Projected separations and position angles are calculated from the centroids of the objects, which are obtained by fitting a gaussian function to the radial profile distribution of the sources. Common proper motion visual binaries are recognized because the members of a system should keep a rather constant separation and position angle within intervals of years, while changing their apparent location with respect to background sources. We note that the accuracy of the centroids of bright sources is typically ± 0.2 pix, being about ± 1 pix for objects close to the detection limit. This, in addition to the uncertainty of the CCD plate scales, yield astrometric precisions between $0''.05$ and $0''.4$. The uncertainty in position angles is in the range 0.5 – 1 deg, which also accounts for small offsets in the N-E orientation of the instruments. We summarize our photometric and astrometric results in Table 1.

Target stars with nearby red companion candidates were observed at different epochs years apart, allowing us to identify common proper motion pairs. We also used red images provided by the Digitized Sky Surveys to complete our astrometric study. In addition, we searched the literature and SIMBAD for identifying wide binaries with large and very short separations, which we cannot resolve in our data. As a result, we found that G 128-064 and G 153-067 have proper motion companions located at $4'.3$ (Allen et al. 2000) and $16'.6$ (Gliese & Jahreiss 1988), respectively, which obviously are off limits of the detectors used in our survey. We also found Hipparcos binaries (e.g., G 230-049, G 273-001) that have separations significantly shorter than the typical spatial resolution of our images.

Of the 473 stars in the original sample, we detected 29 previously known binaries and multiple systems with sep-

¹ IRAF is distributed by National Optical Astronomy Observatory, which is operated by the Association of Universities for Research in Astronomy, Inc., under contract with the National Science Foundation.

arations between $0''.17$ and $17''$ (Luyten 1979; Perryman et al. 1997; Salim & Gould 2003), and 13 new proper motion companions with separations between $2''$ and $1''.9$. Their photometric and astrometric data are listed in Tables 2 (known pairs) and 3 (new pairs). In these tables, we provide the name of the companion, the metallicity and optical magnitudes of the primary star, the Hipparcos distance to the system (when available), the distance given by Carney et al. (1994), and the projected separation in AU (the Hipparcos distance is preferred over the Carney et al.’s value). Optical magnitudes of primaries were taken from the Hipparcos database as well as from the literature (Stauffer & Hartmann 1986; Ryan 1989; Greenstein 1989; Weis 1991; Ryan 1992).

Three of the new proper motion companions of Table 3 (G 090-036 B, G 116-009 B, and G 176-046 D) were previously reported by Martín et al. (1995). They are early discoveries of the survey described here. The optical low-resolution spectroscopy of G 116-009 B and G 176-046 D, presented in this paper and in Gizis & Reid (1997) confirm them as low-metallicity late-type subdwarfs.

3.2. 2MASS near-infrared photometry

Table 4 provides the JHK_s magnitudes of both the primary and secondary stars, which we obtained from the 2MASS all-sky survey data archive. All the sources are unambiguously identified. From our list, companions separated by less than $4''$ are not well spatially resolved by 2MASS. In these systems, except for G 204-049, photometry is contaminated by the presence of the companion (see the notes to the Table). We remark that the 2MASS J and H magnitudes of G 176-046 A and G 176-046 D are only the upper limits to the real values; on the contrary, the K_s data are reliable because the two objects were resolved by 2MASS and the photometry was obtained by a profile-fitting technique. Because of contaminated or unresolved near-infrared photometry, the following new pairs are not included in the near-infrared plots of Sect. 4: G 090-036, G 093-027, G 176-046, G 204-049, and G 273-152.

3.3. Optical spectroscopy

We obtained optical low-resolution spectroscopy of eight new proper motion companions listed in Table 5. Six of them were observed using the double-arm ISIS spectrograph and the 4.2 m William Herschel Telescope (WHT) at the ORM. For comparison purposes, we also observed BD+06 2932 B (companion to G 066-022) and LHS 541 (vB 12), the low-metallicity dwarf companion to LHS 540 (G 273-1), which was discovered by van Briesbroeck (1961). On 2002 Aug 23 we used the 570 nm dichroic, the R600R grism in the red arm, and the R300B grism in the blue arm. The pixel size of the EEV CCD detectors and the binning of a factor of 2 along the spectral direction in the red arm provided nominal dispersions of $0.865 \text{ \AA}/\text{pix}$ (blue) and $0.889 \text{ \AA}/\text{pix}$ (red). On 2003 Sep 11 we only

Table 5. Log of spectroscopic observations.

Object	Obs. Date	Exp. (s)	$\Delta\lambda$ (Å)	Coverage (nm)
WHT spectra				
BD+06 2932 B	2 Jul 1994	300	6.1	386–590
	2 Jul 1994	300	5.7	605–900
G 116-009 B	1 Jul 1994	300,600	6.1	386–590
	1 Jul 1994	300	5.7	605–900
G 128-077 B	23 Aug 2002	2×400	3.3	391–580
	23 Aug 2002	2×400	3.4	641–775
G 172-016 B	11 Sep 2003	2×600	6.2	575–1000
G 176-046 D	2 Jul 1994	2×600	6.1	386–590
	2 Jul 1994	2×600	5.7	605–900
G 188-022 B	11 Sep 2003	3×600	6.2	575–1000
G 214-001 B	11 Sep 2003	3×600	6.2	575–1000
LHS 541	23 Aug 2002	3×300	3.3	391–580
	23 Aug 2002	3×300	3.4	641–775
	11 Sep 2003	600	6.2	575–1000
TNG spectra				
G 216-045 B	12 Dec 2003	2×900	13	525–900
G 273-152 B	12 Dec 2003	60	13	525–900

used the red arm, the R158R grism, the order-blocking filter GG495, and the same detector as in the previous run. This instrumental setup provided a lower nominal dispersion of $1.63 \text{ \AA}/\text{pix}$ (no binning was applied). Older data were taken on 1994 Jul 1–2, using the R158B grating in the blue arm and the R158R grating in the red arm, which provided nominal dispersions of 2.9 and $2.7 \text{ \AA}/\text{pix}$, respectively. We always observed through a slit-width of $1''$; all data were collected at parallactic angle to minimize light losses. The seeing in the visible was rather poor ($2''$) on 23 Aug 2002 and on Jul 1994, and $1''$ on 11 Sep 2003. This latter night was hampered by clouds and was clearly non-photometric.

Optical spectra of two slightly metal-poor, new companions were obtained with the DOLORES spectrograph and the 3.5 m Telescopio Nazionale Galileo (TNG) at the ORM on 2003 Dec 12. We used a slit-width of $1''.5$, the low-resolution grism LR-R and a 2048×2048 LORAL detector, which provided a nominal dispersion of $2.88 \text{ \AA}/\text{pix}$ and a final resolution of 13 \AA . These observations were not carried out at parallactic angle.

Raw frames were bias-subtracted and flat-field corrected using standard techniques. Spectra were optimally extracted with the TWODSPEC package of IRAF. The error in wavelength calibration, which was performed with atomic lines of Cu, Ar and Ne, is around 2.5–5%. Instrumental response was removed to an accuracy of 10% using observations of the spectroscopic standard stars G 191-B2B, BD+25 3941, BD+28 4211 and Hilter 102, which have fluxes available in the IRAF database. The log of the spectroscopic observations appears in Table 5, where we include exposure time per object, final spectral resolution, and spectral coverage.

The resulting spectra are depicted in Figs. 3, 4, and 5. The 2003 WHT and TNG spectra are affected by a strong

Table 4. 2MASS photometry of primaries and companions.

Object	<i>J</i>	<i>H</i>	<i>K_s</i>	Object	<i>J</i>	<i>H</i>	<i>K_s</i>
G 009-003 A	9.676(.021)	9.069(.021)	8.843(.022)	G 172-016 B	13.992(.041)	13.408(.049)	13.195(.042)
G 009-003 B	13.182(.021)	12.584(.027)	12.321(.023)	G 173-002	8.492(.019)	8.048(.018)	7.976(.023)
G 009-047 A	6.105(.034)	5.594(.027)	5.551(.021)	G 173-003	10.752(.018)	10.174(.015)	9.903(.020)
G 009-047 B	14.051(.028)	13.366(.036)	13.191(.030)	G 176-046 A ^e	11.093()	10.608()	10.496(.026)
G 026-008 A	8.877(.023)	8.440(.055)	8.352(.021)	G 176-046 D ^e	12.276()	11.822()	13.501(.049)
G 026-008 B	11.523(.040)	11.022(.042)	10.761(.039)	G 188-022 A	8.984(.021)	8.737(.038)	8.645(.022)
G 026-009	7.770(.018)	7.240(.038)	7.082(.029)	G 188-022 B	13.471(.100)	13.035(.107)	12.859(.107)
G 026-010	14.894(.086)	15.050(.086)	15.217(.149)	G 194-037 A	13.582(.023)	13.128(.030)	13.044(.029)
G 027-008 A	10.213(.023)	9.923(.026)	9.870(.025)	G 194-037 B	15.353(.050)	14.840(.064)	14.472(.075)
G 027-008 B	13.942(.056)	13.516(.043)	13.261(.051)	G 197-049	6.875(.027)	6.245(.017)	6.059(.017)
G 028-040	9.886(.019)	9.468(.030)	9.407(.021)	G 197-050	9.171(.022)	8.659(.021)	8.387(.015)
LP 581-80	11.727(.019)	11.095(.031)	10.922(.018)	G 204-049 A ^f	9.426(.023)	9.034(.026)	8.903(.020)
G 032-046 A	8.335(.029)	7.928(.051)	7.877(.031)	G 204-049 B ^a	—	—	—
G 032-046 B ^a	—	—	—	G 214-001 A	10.756(.024)	10.443(.030)	10.393(.018)
G 059-032 A	7.401(.034)	6.953(.067)	6.847(.024)	G 214-001 B	14.511(.100)	14.077(.089)	13.945(.080)
G 059-032 B	14.106(.027)	13.723(.042)	13.215(.033)	G 216-045 A	9.855(.023)	9.579(.021)	9.496(.019)
G 061-024	7.681(.018)	7.367(.015)	7.302(.017)	G 216-045 B	15.019(.045)	14.454(.049)	14.138(.051)
G 061-023	8.481(.024)	8.223(.027)	8.120(.023)	G 217-004 A	9.946(.020)	9.569(.018)	9.474(.016)
G 063-036 ^b	7.643(.023)	7.067(.026)	6.828(.021)	G 217-004 B	14.191(.032)	13.619(.037)	13.397(.038)
G 066-22 A	9.030(.023)	8.577(.023)	8.634(.027)	G 230-047 A	8.735(.035)	8.360(.026)	8.297(.021)
BD+06 2932 B	9.304(.095)	8.858(.049)	8.816(.057)	G 230-047 B	11.745(.024)	11.196(.019)	10.959(.024)
G 069-004	7.035(.018)	6.659(.023)	6.602(.016)	G 230-049 AB ^c	7.263(.021)	6.916(.018)	6.866(.020)
G 069-004 N	7.790(.020)	7.466(.023)	7.397(.031)	G 242-074 A	8.693(.029)	8.404(.044)	8.360(.021)
G 090-036 AB ^c	11.382(.021)	11.046(.022)	10.962(.020)	G 242-074 B	12.214(.025)	11.704(.031)	11.478(.023)
G 093-027 A	10.120(.041)	9.610(.046)	9.505(.035)	G 251-054 A	8.711(.039)	8.333(.038)	8.261(.026)
G 093-027 B ^d	11.467(.038)	10.834(.032)	9.463(.055)	G 251-054 B	12.541(.029)	12.027(.035)	11.888(.023)
G 095-057 A	6.618(.026)	6.192(.021)	6.120(.023)	G 252-049 AB ^c	6.888(.021)	6.242(.020)	6.084(.020)
G 095-057 B	6.949(.023)	6.481(.024)	6.347(.023)	G 255-038 A	7.799(.037)	7.251(.044)	7.108(.024)
G 116-009 A	12.660(.021)	12.161(.021)	12.084(.021)	G 255-038 B	9.574(.022)	8.942(.030)	8.709(.022)
G 116-009 B	15.331(.045)	14.710(.054)	14.571(.090)	G 262-021	12.264(.042)	11.769(.044)	11.743(.037)
G 128-064 A	8.251(.026)	7.881(.015)	7.836(.019)	G 262-022	12.240(.029)	11.638(.033)	11.495(.024)
G 128-064 B	10.222(.028)	9.763(.026)	9.668(.023)	G 266-029 AB ^c	8.263(.018)	8.095(.020)	8.078(.027)
G 128-077 A	11.655(.021)	11.154(.024)	11.068(.020)	G 273-001	7.082(.019)	6.860(.020)	6.771(.023)
G 128-077 B	13.531(.024)	12.960(.026)	12.828(.031)	LHS 541	13.032(.027)	12.559(.028)	12.414(.026)
G 153-067	8.055(.024)	7.637(.040)	7.517(.024)	G 273-152 A ^g	8.694(.026)	8.291(.029)	8.227(.042)
G 017-027	11.086(.022)	10.541(.022)	10.319(.019)	G 273-152 B ^a	—	—	—
G 171-050 A	11.939(.023)	11.640(.022)	11.603(.023)	BD+16 2116 AB ^c	5.894(.021)	5.550(.016)	5.467(.021)
G 171-050 B	15.909(.060)	15.452(.087)	15.191(.126)	BD+23 2207 A	4.995(.260)	4.696(.228)	4.512(.017)
G 172-016 A	9.748(.023)	9.420(.020)	9.333(.018)	BD+23 2207 B	8.355(.026)	7.794(.047)	7.593(.026)

^a No 2MASS photometry available.

^b Combined photometry of G 063-036 and GJ 516 B.

^c Combined photometry.

^d Error in *K_s*: the detection was not geometrically possible.

^e *JH* are upper limits to the photometry. *K_s* is derived from a profile-fitting technique.

^f Magnitudes are derived from a profile fitting measurement. Not likely contaminated by the companion.

^g Photometry is partially contaminated by the companion.

fringing pattern redwards of 800 nm. We did not attempt to remove telluric features from the WHT data because of the very fast changes of the sky conditions during the observations. On the contrary, the TNG data were reasonably corrected for telluric absorption and fringing, although some fringing residuals are observed in the spectrum of G 273-152 B (Fig. 4). The 1994 and 2002 red data were also corrected for telluric absorption. This was accomplished by observing G-type stars at similar airmass shortly before the target observation and interpolating the continuum across the telluric bands. This correction leads to a better detection of the K I atomic doublet at 766.5 and 769.9 nm, as shown in the upper panel of Fig. 3.

The spectra show enhanced absorption features of the hydrides MgH and CaH, labeled in Figs. 3 and 5, which are typical of cool, low-metallicity subdwarfs. Regarding oxides, the data have rather weak (as compared to solar-metallicity stars of similar types) but detectable TiO absorption at around 710 nm. Also noticeable are the atomic features ascribed to Na I, K I and Ca II. We checked for the presence of the H α line. At the resolution of our spectra,

H α is not seen in emission in any source. Hence, there is no evidence of chromospheric activity, as expected for old, metal-poor stars. Additionally, this suggests that none of them are interacting close binaries.

3.3.1. Spectral typing

We followed the classification scheme developed by Reid et al. (1995), Gizis (1997) and Lépine et al. (2003a) to obtain the spectral type of our objects. This scheme is based on the molecular indices TiO5, CaH2 and CaH3, which are excellent indicators of temperature and metallicity. The CaH2 and CaH3 indices measure the strength of the CaH bands blueward of 705 nm, and the TiO5 index measures the TiO band head redward of 705 nm. Gizis (1997) claimed that the CaH3 index is particularly well suited for the “numerical” classification of metal-poor and extreme metal-poor dwarfs in the range K7–M6. Classes are K7, M0, M1 and so on. The measured indices for our stars are given in Table 6; the uncertainty is about 5–10%. We also provide the final averaged spectral types obtained to an

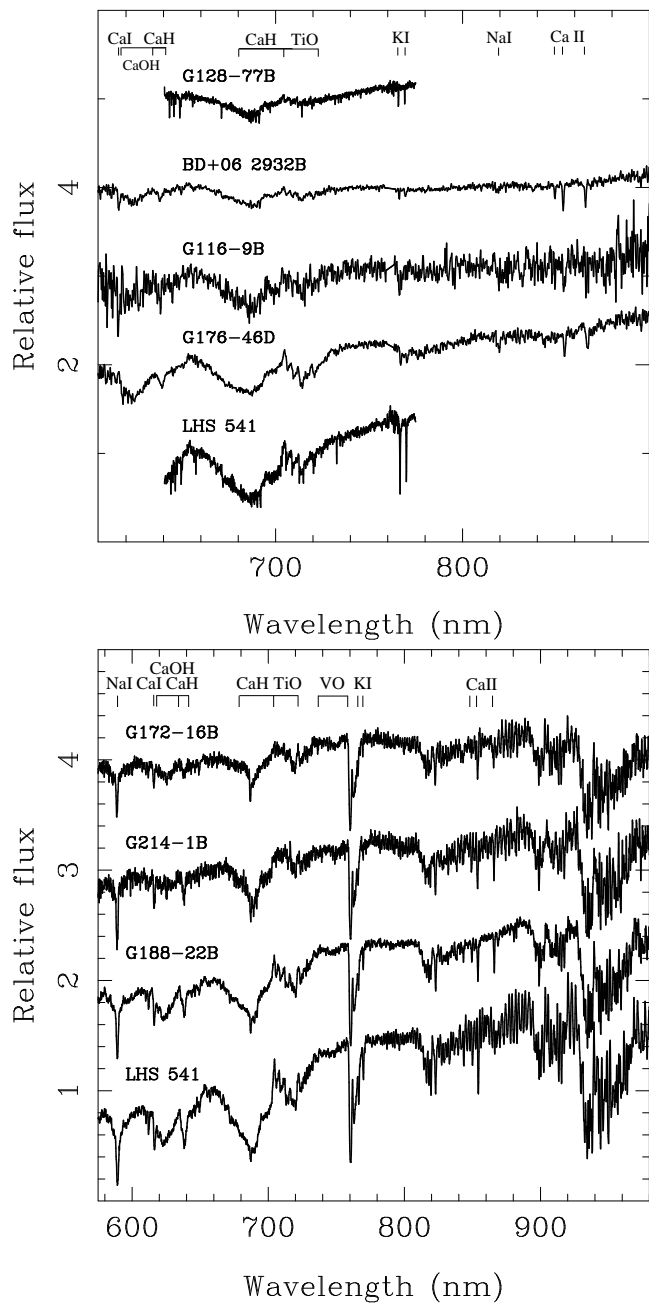


Fig. 3. WHT spectra of subdwarfs ordered by decreasing spectral type from top to bottom. Data are normalized to unity at 660–662.5 nm, and are displaced upwards by 1 for clarity. The top panel displays spectra corrected for telluric absorptions. The bottom panel shows spectra with strong telluric features around 687, 718, 760, 815, 900, and 932 nm. Fringing is observed redwards of 800 nm. Some spectral features are identified at the top of each panel.

accuracy of ± 0.5 subclasses. We note, however, that the spectral classes of G 216-045 B and G 273-152 B may suffer from larger error bars, i.e., one subclass, because they were not observed at parallactic angle. We adopted the nomenclature widely used in the literature, and spectral types have the prefix “sd” or “esd” that stand for “subdwarf” or “extreme subdwarf”, respectively. All of our WHT spec-

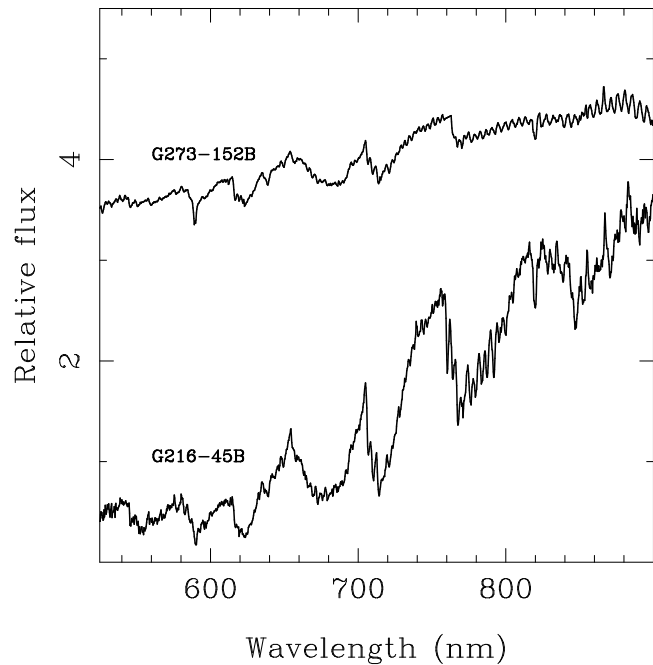


Fig. 4. TNG spectra of slightly metal-poor, M-type proper motion companions. Data are normalized to unity at 660–662.5 nm, and are displaced upwards by 3 for clarity. Note that these spectra were not taken at parallactic angle; hence, the flux ratio between very red and blue wavelengths may be incorrect. Telluric absorption and fringing are removed.

Table 6. Spectroscopic data.

Object	TiO5	CaH2	CaH3	SpT (± 0.5)
BD+06 2932 B	0.872	0.819	0.900	esdK7.3
G 116-009 B	0.9:	0.726	0.869	esdM0.0
G 128-077 B	0.928	0.823	0.913	esdK7.2
G 172-016 B	0.902	0.818	0.860	esdK7.5
G 176-046 D	0.709	0.622	0.809	esdM1.0
G 188-022 B	0.813	0.621	0.764	esdM1.0
G 214-001 B	1.0:	0.765	0.829	esdM0.0
G 216-045 B	0.526	0.42:	0.713	sdM3.0
G 273-152 B	0.717	0.656	0.838	sdM1.0
LHS 541	0.731	0.469	0.641	esdM3.0

NOTES.— A semicolon indicates error bars twice larger than those given in the text. The uncertainty in the spectral classification of G 216-045 B and G 273-152 B may be one subclass.

troscopically observed objects are extreme subdwarfs according to their very low-metallicities. The TNG stars are classified as “sdM” because of their relatively high metallicity. Our spectral measurements of the objects in common with Gizis & Reid (1997), i.e., LHS 541, G 116-009 B, and G 176-046 D, are fully consistent with previous published values. The new companions have spectral classes ranging from very late-K to early-M, which is in agreement with their optical and near-infrared colors.

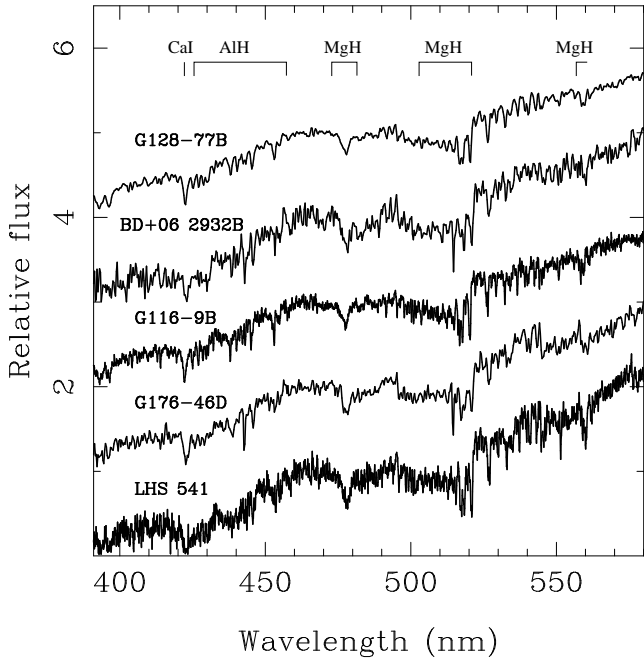


Fig. 5. WHT blue spectra normalized to unity at 461–463 nm, and offset upwards by 1 for clarity. Spectral features are identified following Ake & Greenstein (1980) and Dahn et al. (1995).

The spectral types of G 172-016 B and G 214-001 B are quite alike within error bars. However, a detailed inspection of the red spectra of Fig. 3 reveals that the intensity of the molecular bands at around 620 and 680 nm is different: G 214-001 B shows less molecular absorption. This is explained by the more metal-depleted atmosphere of this object. Because they have similar metallicity ($[\text{Fe}/\text{H}] \sim -1.5$), G 172-016 B, G 116-009 B, G 188-022 B and LHS 541 are better examples of the noticeable effect of decreasing effective temperature in metal-deficient dwarfs: the Na I and K I resonance doublets, and all molecular absorptions become stronger at lower temperatures. However, and despite the fact that the objects shown in Fig. 5 have quite different classes, their blue spectroscopic data appear rather similar, except for the slightly larger slope towards red wavelengths of LHS 541, which is the latest type subdwarf. We note that red spectra (550–800 nm) are preferred over blue spectra (400–550 nm) for the spectral classification of low-metallicity stars, since the red spectroscopic features are more sensitive to temperature changes than the blue ones.

4. Discussion

From our survey, we found 13 new common proper motion pairs, and retrieved a total of 29 known pairs. This suggests that about one third of the stellar wide companions are missing in previous proper motion searches.

4.1. Photometric diagrams

The optical and near-infrared photometry of Tables 2, 3 and 4 suggests that most of the proper motion companions are dwarfs. There are two exceptions: G 026-010, which is a known white dwarf companion to the K3-type star G 026-009 (Wegner 1973), and G 032-046 B, which is companion to a G8-type star (Allen et al. 2000). G 026-010 shows quite blue optical and 2MASS colors that are typical of normal, hot white dwarfs. However, G 032-046 B appears redder, with $M(V) = 14.30 \pm 0.15$ mag and $(V - I) = 0.84 \pm 0.15$ mag. Despite its relatively brightness in the visible, it is not detected by 2MASS ($J \geq 17$), which indicates that G 032-046 B is indeed a “blue” object ($I - J \leq 0.8$). In fact, it is listed in the catalog of white dwarfs by Luyten (1970). In a $M(V)$ vs. $(V - I)$ diagram like that of Fig. 10 of Monet et al. (1992), G 032-046 B lies at the bottom of the degenerate sequence. Hence, this object is a cool, low-metallicity white dwarf.

Figure 6 depicts the optical color-magnitude diagram of the proper motion companions with VI photometry. The two white dwarfs are labelled. To transform observed magnitudes into absolute magnitudes we used the distance to the primary stars from the Hipparcos database. If no Hipparcos data were available, we used the values given by Carney et al. (1994) and Laird et al. (1988). We assumed that the distance to the companions is equal to the distance to their primaries. In the Figure, we plotted different symbols for different metallicities. Because no calibrated photometry in the V , R and I bands is available for all of the objects, the x-axis of Fig. 6 represents the $(V - I)$ color difference $[\Delta(V - I)]$ between the companion and its primary star. We note that this quantity is reddening-free. As expected, white dwarfs delineate a degenerate sequence at low luminosities, and dwarfs extend to very red colors. Dwarf companions that are fainter than their primary stars are also redder.

The observed scatter in the dwarf sequence of Fig. 6 is very likely due to the different colors of the primaries (which have an effect on the $\Delta(V - I)$ values), unresolved binarity, photometric errors, uncertainties in the distance determination, and different degrees of atmospheric metallic composition. Despite all these uncertainties, it is obvious that the most metal-rich stars appear brighter for a given color. This is due to the fact that most of the primary stars have similar optical colors (spectral types F8–K0), and that metal-depleted stars are more subluminous for lower metallicities. Besides the two white dwarfs, there are two outliers in Fig. 6: GJ 516 B and G 197-50, which appear very faint for their colors. Their primary stars are significantly much redder (spectral type M) than other primaries.

To compare the location of the observed photometric sequence of metal-poor, dwarf companions to theoretical models, we overplotted 10-Gyr isochrones from Baraffe et al. (1997) in the middle and bottom panels of Fig. 6. Here, we did not display known secondaries with $[\text{Fe}/\text{H}] > -1$ for clarity. This has no impact in the following discus-

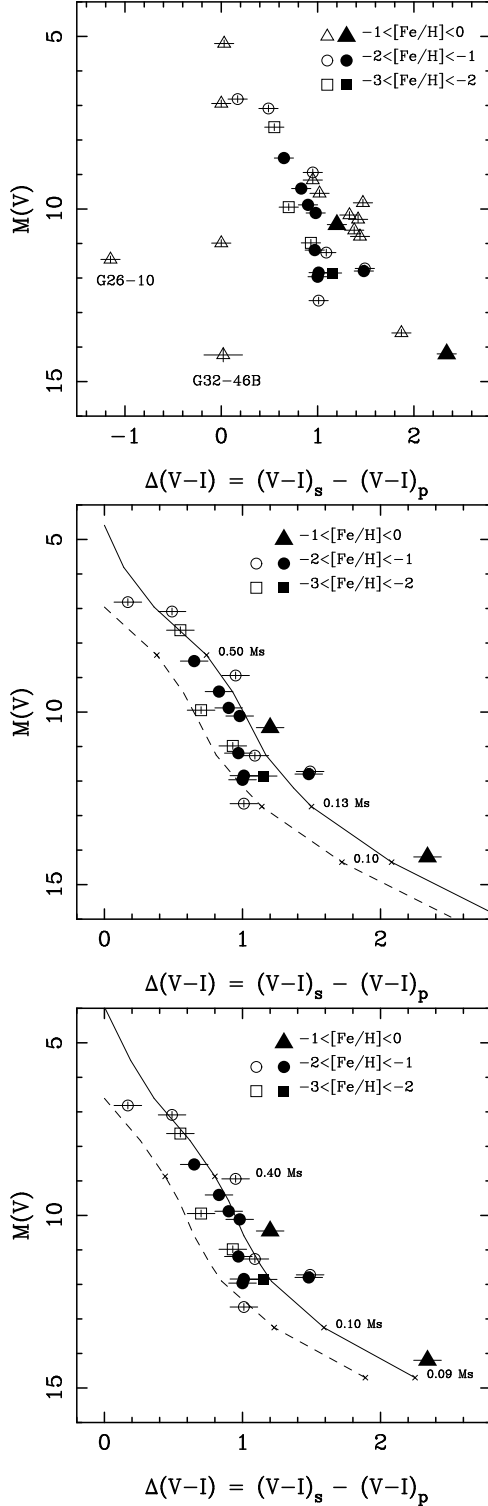


Fig. 6. *Top panel:* Optical color-magnitude diagram of proper motion companions. Different symbols denote different intervals of metallicity (in logarithmic scale), as indicated within the figure. Filled symbols stand for the new discoveries, and open symbols represent previously known secondaries. *Middle panel:* model calculations by Baraffe et al. (1997) for metallicity -1 dex are overplotted. The track with $(V - I)$ color difference computed for a primary mass of $0.8 M_{\odot}$ is depicted with a full line, and that computed for a primary mass of $0.6 M_{\odot}$ is displayed with a dashed line. *Bottom panel:* as in the previous panel, but for a metallicity of -2 dex.

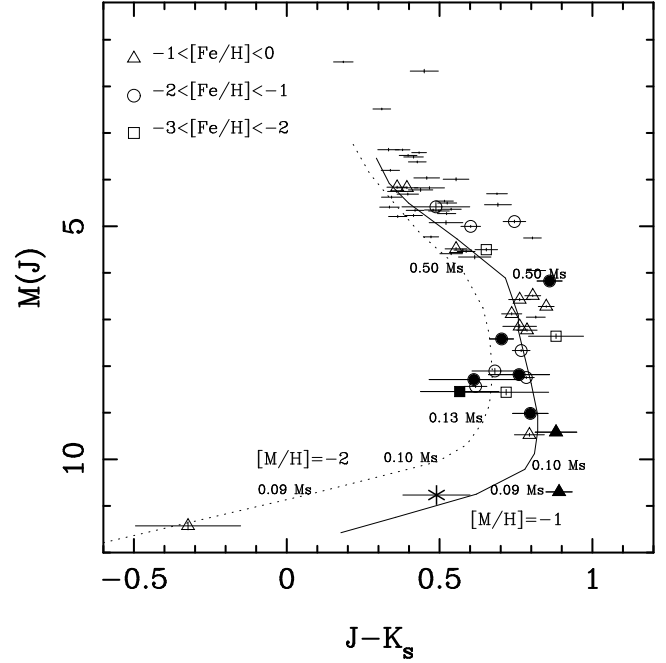


Fig. 7. 2MASS near-infrared color-magnitude diagram for the wide binaries in our sample and the esdM8.0 star LSR 1425+7102 (asterisk). Primary stars are plotted as error bars without any symbol. New companions are plotted with filled symbols. The object with the bluest color is a white dwarf. Overplotted onto the data are the 10-Myr isochrones from Baraffe et al. (1997). The faint end of the isochrones indicates the location of the substellar limit for each metallicity.

sion. The metallicities of the theoretical tracks depicted in the Figure are -1 and -2 dex; the majority of the new proper motion companions have a metal content within this range. According to Carney et al. (1994), the mass of all of the primary stars spans from 0.55 up to $0.8 M_{\odot}$, the mean value being $0.67 M_{\odot}$. We note, however, that the most metal-rich primaries have larger masses than the stars with less metal abundance. To compute the predicted $\Delta(V - I)$ color differences, we considered masses of 0.6 and $0.8 M_{\odot}$, i.e., two stars of the same mass and metallicity have $\Delta(V - I) = 0.0$ mag, and the color difference increases for smaller mass ratios. As seen from Fig. 6, the models nicely reproduce the trend described by the observations. Baraffe et al.'s models also reproduce reasonably well the entire main sequence of globular clusters.

We also produced the 2MASS near-infrared color-magnitude diagram shown in Fig. 7. As in the previous figure, the 10-Myr isochrones from Baraffe et al. (1997) are overplotted. These authors provide near-infrared colors in the CIT photometric system. To convert them into the 2MASS reference system, we used the transformation equations given in Carpenter (2001). As in the visible, the agreement between the trend delineated by near-infrared observations and theory is noticeable.

The near-infrared two-color diagram is depicted in Fig. 8. In the upper panel, overplotted is the sequence of

field, solar-metallicity stars from Bessell & Brett (1988). We adopted the color transformations of Alonso et al. (1994) to convert Bessell & Brett’s data into the TCS system, which is very similar to the 2MASS photometric system (see Béjar et al. 2003). The lower panel of Fig. 8 displays an enlargement of the color-color diagram, where the two Baraffe et al.’s isochrones are considered and error bars are avoided for the sake of clarity. From this picture, metallicity effects become apparent: the $(J - H)$ colors of the most metal-deficient companions (squares) appear blueshifted as compared to the colors of the most metal-rich stars (triangles), indicating that metallicity has a clear effect on the near-infrared colors. This signature is qualitatively reproduced by the models. Further discussion on the colors of subdwarfs and dwarfs is provided in Leggett (1992) and Tinney et al. (1993). It is also remarkable the theoretically predicted turn-over to the blue (both $J - H$ and $H - K$), which is due to the increasing collision-induced absorption of molecular hydrogen with increasing density and decreasing temperature (Saumon et al. 1994). This turn-over takes place at around $0.2 M_{\odot}$ and $T_{\text{eff}} = 3600\text{--}4000\text{ K}$ for the two metal-depleted abundances. A similar feature is observed in solar-metallicity dwarfs (e.g., Leggett et al. 2002, and references therein), but it occurs at much cooler temperatures ($T_{\text{eff}} \sim 1500\text{ K}$), within the substellar mass domain, and is explained by the appearance of strong methane absorptions at 1.6 and $2.2\ \mu\text{m}$.

Three proper motion companions show quite redder near-infrared colors than expected for their metallicity and brightness: G 262-022 ($[\text{Fe}/\text{H}] = -1.07$), G 009-047 B ($[\text{Fe}/\text{H}] = -1.93$), and G 194-037 B ($[\text{Fe}/\text{H}] = -2.03$). Except for G 059-032 B, G 009-047 B and G 194-037 B have the reddest $(J - H)$ and $(H - K_s)$ colors, respectively, in our final list of companions (see Figs. 6 and 7). These objects appear shifted to red colors by more than $2\text{-}\sigma$ their photometric uncertainties provided their atmospheric chemical composition is accurately determined. The excesses observed in G 262-022 and G 009-047 B could be explained by small amounts of interstellar reddening ($A_V \sim 0.3\text{--}1\text{ mag}$), as illustrated by the reddening vector in the two panels of Fig. 7. A fainter companion might also be contributing to the very red $(J - K_s)$ color of G 262-022. Carney et al. (1994) detected some extinction in G 262-021 (the primary star), but no extinction has been photometrically measured in G 009-047 A (Laird et al. 1988). The K_s -band excess of G 194-037 B is not compatible with interstellar reddening alone (no extinction is measured by Carney et al. 1994). From the models, less massive, unresolved companions are not expected to contribute significantly to the near-infrared flux excess below $M(J) = 6\text{ mag}$, since the theoretical photometric sequence goes down to $M(J) = 10\text{ mag}$ almost vertically in the J vs. $(J - K_s)$ diagram of Fig. 6. There are two possibilities: either there is a warm dusty disk surrounding G 194-037 B, or its low-metallicity is overestimated (most likely). We note that the very recent work by Latham et al. (2002) gives

$[\text{Fe}/\text{H}] = -1.0$ for G 194-037 A (the primary star). This is more in agreement with the location of the proper motion companion in Fig. 7.

4.2. Mass estimate

An estimate of the mass of the proper motion secondaries can be obtained from the comparison of the objects’ loci in color-magnitude diagrams with evolutionary tracks. As inferred from Figs. 6 and 7, the new companions have stellar masses between 0.1 and $0.5 M_{\odot}$, as do many of the previously known companions of our survey and field metal-depleted stars (Monet et al. 1992).

One of the reddest, least massive, low-metallicity stars detected in our work is G 216-045 B. The companion G 059-032 B is actually the reddest one (mid-M spectral class according to its near-infrared colors), but its metallicity (assumed to be equal to that of the primary star) is very close to solar. According to Figs. 6 and 7, the mass of G 216-045 B can be estimated at $0.1\text{--}0.13 M_{\odot}$ if we adopt an age typical of the old disk. The spectral type of G 216-045 B is sdM3 on the basis of its optical spectrum. This star actually belongs to a multiple system formed by at least three members. The primary star, G 216-045 A (spectral type K1, Lee 1984), is found to be a 1153 day-period spectroscopic binary by Latham et al. (2002). The projected semi-major axis of the spectroscopic double is 112.8 AU, while G 216-045 B is separated by about 4150 AU (see Table 3) from the more massive stars. Multiple systems with wide companions are not rare among metal-deficient stars, as discussed in Martín et al. (1995).

Some later M-type subdwarfs have been recently identified in the field by means of proper motion measurements. Lépine et al. (2003b) reported on the finding of a low-metallicity star with spectral type sdM8.0: LSR 1425+7102. For comparison purposes, we plot its 2MASS photometry as an asterisk symbol in Fig. 7. Its location in the Figure suggests that the atmospheric metal abundance of this star is around $[\text{M}/\text{H}] = -1$ (i.e., all metals are depleted by a factor of 10 as compared to the Sun). From the comparison with model calculations, its mass is likely between 0.085 and $0.09 M_{\odot}$, rather close to the substellar borderline for this metallicity (i.e., $0.083 M_{\odot}$, Baraffe et al. 1997). We do not detect in our survey objects as cool as this one because the images are not deep enough (short exposure times).

Nevertheless, on the basis of our results, we remark that the observational strategy described in this paper can lead to the detection of metal-poor brown dwarf companions. The substellar borderline occurs at $M(J) = 13.93\text{ mag}$ and $M(J) = 11.57\text{ mag}$ for $[\text{M}/\text{H}] = -1$ and age = 10 Gyr (Baraffe et al. 1997; Chabrier & Baraffe 1997). For younger ages, the star–brown dwarf frontier happens at brighter magnitudes. The most massive brown dwarfs are expected to be about 1 magnitude fainter in J and to show cool atmospheres with temperatures below 1000 K; their peak

of emission will take place mostly between the R and H wavelengths (Saumon et al. 1994; Allard & Hauschildt 1995). These values are within the capabilities of mid-size telescopes and their optical and near-infrared instrumentation. As compared to solar-metallicity brown dwarfs of similar mass, models predict that low-metallicity substellar objects are significantly bluer in the infrared colors (see the turn-over of the isochrones in Figs. 7 and 8).

4.3. Wide binaries, metallicity and frequency

Figure 9 illustrates the projected separation of the common proper motion companions to G-, K- and M-type subdwarfs as a function of metallicity. Numerical values are provided in Tables 2 and 3. Separations range from a few tens of AU up to about 57000 AU. The lack of small orbits at very low-metallicities is very likely an observational effect due to the distance-to-the-star distribution shown in Fig. 2, and should not be considered reliable. Metal-poor, low-mass stars are found in wide binary systems with orbital sizes that resemble those of solar-metallicity binary stars of similar masses (e.g., Gliese & Jahreiss 1988; Poveda et al. 1994). This result agrees with the very recent and extensive work of Latham et al. (2002), who reported on the finding of 188 spectroscopic binaries in a sample of 1359 stars selected from the Carney-Latham proper-motion surveys. These authors concluded that there are no obvious discrepancy between the close binary characteristics in the halo and the disk populations. Concerning wide systems, we do not find significant difference in the orbital separations of metal-depleted binaries and solar-metallicity multiple stars.

About 9% of the metal-poor G-, K- and M-type stars in our sample have visual, common proper motion stellar companions at wide orbits (≥ 30 AU) and with mass ratios of 0.13–1.0. A similar binary fraction was obtained by Allen et al. (2000) after examining more than 1200 low-metallicity stars from the catalog of Schuster & Nissen (1989). Other surveys of metal-deficient, high-velocity stars yielded slightly larger frequencies ($\sim 13\%$), but they are all based on small statistics (e.g., Abt & Willmarth 1987; Martín & Rebolo 1992). Poveda et al. (1994) provided a catalog of wide binaries and multiple stars of the solar vicinity with separations larger than 25 AU. The great majority of the stars in their catalog (98.5%) has solar metallicities. According to these authors, the fraction of wide binaries in the solar neighborhood is 15–20%, which is about a factor of 2 larger than the one found for low-metallicity stars.

However, we will show that this “apparent” low frequency of metal-deficient wide companions is likely due to the undersampling of the shortest orbits at very low metallicities. The metallicity distribution of our companion stars (thick line) is compared to the distribution of the sample targets in Fig. 1. We calculated the cumulative metallicity distributions of both datasets and applied the Kolmogorov-Smirnov test to investigate the degree of

similarity. We obtained a probability of 0.42. Such small value indicates that the two distributions are different. To further illustrate this, we evaluated the binary fraction of stars with visible companions in our survey as a function of metal content. For binary fraction, we used the number of multiple systems relative to the total number of stars per interval of metallicity. The results are depicted in Fig. 10 (solid line). From the picture, there is a marked decrease toward very low metallicities: while 12–16% of the most metal-rich stars ($[\text{Fe}/\text{H}] \geq -1$) harbor wide companions, less than 5% of the most metal-deficient stars ($[\text{Fe}/\text{H}] \leq -2$) are found in wide binaries.

Nevertheless, Fig. 10 needs to be corrected for the distance–metallicity relation shown in Fig. 2. The most metal-depleted stars in our survey are located farther away than the most metal-rich stars. Hence, we explored the widest orbits of the very low-metallicity stars, while closer regions were surveyed around more metal-rich sources. We corrected the “direct” binary fraction for this effect by taking into account the different orbital sizes that our survey has explored as a function of metallicity, and normalizing at $[\text{Fe}/\text{H}] = [-1, 0]$. The resulting “corrected” binary frequency is plotted as a dashed line in Fig. 10. We note that this correction is based on the assumption that companions have similar orbits throughout all metallicities. This assumption is supported by Fig. 9, where it is obvious that such assessment is true for the interval $[\text{Fe}/\text{H}] = [-1.5, 0]$. The corrected binary fraction is nearly flat, and suggests that 13–15% of the low-metallicity stars harbor wide, low-mass stellar companions with mass ratios in the range 0.13–1.0 and separations larger than 30 AU. This overall binary frequency is in agreement with the binary fraction observed among main sequence G- to M-type stars in the solar neighbourhood (Poveda et al. 1994) and young T Tauri stars of star-forming regions ($14 \pm 1.8\%$, Brandner et al. 1996).

Of the total of 42 pairs, at least 11 are multiple systems ($\sim 26\%$). The star G 273-001 is resolved to be double by Hipparcos ($\rho = 0''.816$, PA = 226 deg, $\Delta V = 0.22$ mag). The primary stars G 059-032 A (Carney et al. 1994), G 069-004 (Carney et al. 1994), G 061-024 (Goldberg et al. 2002), G 128-064 A (Latham et al. 2002), G 153-067 (Carney et al. 1994), G 173-002 (Latham et al. 2002), G 116-009 A (Latham et al. 2002), G 176-046 A (Latham et al. 1992), and G 216-045 A (Latham et al. 2002) are found to be spectroscopic binaries. The companion G 095-057 B is a single-lined system with orbital solution according to Carney et al. (1994). The low-metallicity stars G 009-047 A and G 214-001 A also show quite large dispersions in their radial velocity measurements (Latham et al. 2002), but no conclusion on their spectroscopic binary nature can be achieved so far. Martín et al. (1995) noted that the new companion G 176-046 D is part of a multiple system formed by 4 components whose masses range from 0.13 up to $0.7 M_{\odot}$. The total fraction of low-metallicity multiple systems composed of three or more members cannot be derived because not all the stars have been investigated for radial velocity variations or have been imaged to very high

spatial resolutions (e.g., adaptive optics). We can simply derive a lower limit from our survey, which is 2.3%. It is very intriguing how these multiple systems formed and how they survived dynamical evolution.

We note that the 13–15% wide binary frequency observed among low-metallicity G- to M-type stars is also comparable to the fraction of close (unresolved) binaries, which is $\sim 14\%$ according to the spectroscopic work by Latham et al. (2002). Furthermore, many of the low-mass companions are separated from their primary stars by more than 100 AU. If metal-depleted double or multiple systems are formed at birth, this suggests that they were not summoned to the very severe dense conditions of globular clusters for very long (Ryan 1992). On the contrary, their existence in significant numbers suggests that they were likely formed in more relaxed environments. The similarity between the incidence of binaries among low-metallicities and solar-metallicities also suggests that the chemical composition of the parental molecular cloud has little influence over the stellar formation of wide binary and multiple systems. This may also apply to substellar formation. Solar-metallicity brown dwarfs are found as companions to stars in a great variety of orbital sizes: from a few tens of AU (e.g., Nakajima et al. 1995), to several hundred AU (e.g., Rebolo et al. 1998), and to several thousand AU (e.g., Burgasser et al. 2000). The search for metal-poor substellar counterparts is the natural extension of the present work.

5. Summary and conclusions

We explored the nearby regions around 473 low-metallicity G- to M-type stars searching for low-mass stellar companions that are orbiting their primary stars at wide separations (typically ≥ 30 AU). The great majority of the target stars, with high proper motions and metallicities in the range $[\text{Fe}/\text{H}] = [-3.5, 0.0]$, were selected from Carney et al. (1994) and Laird et al. (1988). All of them were imaged in the *I*-band with a 1-m class telescope. Optical *V* and *R* data were also collected for a large number of the targets. The dynamical range of the CCD detectors allowed us to detect companions up to 5 magnitudes fainter (completeness) than the target star. The physical link between a candidate and its primary star was assessed by means of photometric and proper motion measurements. We also searched the literature and various archives to complete our survey. We identified 13 new proper motion companions and retrieved 29 previously known companions. This suggests that about one third of the low-mass companions are missing in previous proper motion searches.

2MASS *JHK_s* photometry is provided for a total of 39 companions out of 42. On the basis of optical and near-infrared colors, the 13 new companions are dwarfs. Two out of the 29 previously known companions are white dwarfs. We produced optical and near-infrared color-magnitude and color-color diagrams, and overplotted low-metallicity models from Baraffe et al. (1997). The agreement between observations and theory is reasonable, in-

dicating that dwarf companions have masses in the range 0.1–0.5 M_{\odot} .

Low-resolution optical spectra from 386 to 1000 nm were obtained for 8 of the new proper motion companions, for which we derived subdwarf spectral types esdK7.2–sdM3.0 (error bar of half a subclass). The spectra of significantly metal-poor companions are dominated by strong MgH and CaH molecular absorptions. At the resolution of our data, spectra appear featureless redward of 800 nm, except for the CaII triplet that remains detectable down to esdM3. The molecular features between 600 and 800 nm are quite sensitive to temperature changes in contrast to the blue spectra.

Proper motion pairs have projected separations between ~ 30 and ~ 57000 AU. Very wide companions are also identified among the most metal-depleted stars. These orbital sizes are similar to those of solar-metallicity binaries and multiple stars. After correcting for the effect of increasing distance to the most metal-deficient stars in our survey, we determined that 13–15% of the low-metallicity G- to M-type stars harbor wide companions. This binary frequency is very similar to the binary fraction observed among stars of the solar vicinity and T Tauri stars of star-forming regions, suggesting that metallicity is not a key parameter in the stellar formation of wide double and multiple systems.

Acknowledgements. We thank R. Rebolo, M. Guerrero, E. Oblak, and J. Webb for their help with the observations. This publication makes use of data products from the Two Micron All Sky Survey (2MASS), which is a joint project of the University of Massachusetts and the Infrared Processing and Analysis Center/California Institute of Technology, funded by the National Aeronautics and Space Administration and the National Science Foundation. This research has made use of the SIMBAD database, operated at CDS, Strasbourg, France. It has also made use of the Digitized Sky Surveys produced at the Space Telescope Science Institute under U.S. Government grant NAG W-2166. This work is partly financed by the Spanish projects AYA2003-053555 and Ramón y Cajal.

References

- Abt, H. A., Willmarth, D. 1987, ApJ, 318, 786
- Ake, T. B., Greenstein, J. L. 1980, ApJ, 240, 859
- Allard, F., Hauschildt, P. H. 1995, ApJ, 445, 433
- Allen, C., Poveda, A., & Herrera, M. A. 2000, *ã*, 356, 529
- Alonso, A., Arribas, S., Martínez-Roger, C. 1994, A&AS, 107, 365
- Alonso, A., Arribas, S., & Martínez-Roger, C. 1996, A&AS, 117, 227
- Baraffe, I., Chabrier, G., Allard, F., Hauschildt, P. H. 1997, A&A, 327, 1054
- Beers, T. C., Preston, G. W., Shectman, S. A. 1985, AJ, 90, 2089
- Béjar, V. J. S., Zapatero Osorio, M. R., Rebolo, R. 2003, Astron. Nachr., submitted
- Bessell, M. S., Brett, J. M. 1988, PASP, 100, 1134
- Brandner, W., Alcalá, J. M., Kunkel, M., Moneti, A., Zinnecker, H. 1996, A&A, 307, 121

- Burgasser, A. J., Kirkpatrick, J. D., Cutri, R. M., McCallon, H., Kopan, G., Gizis, J. E., et al. 2000, *ApJ*, 531, L57
- Carney, B. W., Latham, D. W., Laird, J. B., & Aguilar, L. A. 1994, *AJ*, 107, 2240
- Carpenter, J. M. 2001, *AJ*, 121, 2851
- Cayrel de Strobel, G., Hauck, B., Francois, P., Thevenin, F., Mermilliod, M., Borde, S. 1992, *A&AS*, 95, 273
- Cayrel de Strobel, G., Soubiran C., Friel E. D., Ralite N., Francois, P. 1997, *A&AS*, 124, 299
- Chabrier, G., Baraffe, I. 1997, *â*, 327, 1039
- Dahn, C. C., Liebert, J., Harris, H. C., Guetter, H. H. 1995, in “The Bottom of the Main Sequence – and Beyond”, ESO Astrophysics Symposia, Springer Verlag, ed. C. G. Tinney, p. 239
- Giclas, H. L., Burnham, R., Thomas, N. G. 1971, in “Lowell proper motion survey Northern Hemisphere. The G numbered stars. 8991 stars fainter than magnitude 8 with motions $> 0''.26/\text{year}$ ”.
- Gizis, J. E. 1997, *AJ*, 113, 806
- Gizis, J. E., Reid, I. N. 1997, *PASP*, 109, 1233
- Gliese, W., Jahreiss, H. 1988, *Ap&SS*, 142, 49
- Goldberg, D., Mazeh, T., Latham, D. W., Stefanik, R. P., Carney, B. W., Laird, J. B. 2002, *AJ*, 124, 1132
- Greenstein, J. L. 1989, *PASP*, 101, 787
- Hartwick, F. D. A., Cowley, A. P., Mould, J. R. 1984, *ApJ*, 286, 269
- Laird, J. B., Carney, B. W., & Latham, D. W. 1988, *AJ*, 95, 1843
- Latham, D. W., Mazeh, T., Stefanik, R. P., Davis, R. J., et al. 1992, *AJ*, 104, 774
- Latham, D. W., Stefanik, R. P., Torres, G., et al. 2002, *AJ*, 124, 1144
- Lee, S.-G. 1984, *AJ*, 89, 702
- Leggett, S. K. 1992, *ApJS*, 82, 351
- Leggett, S. K., Golimowski, D. A., Fan, X., Geballe, T. R., Knapp, G. R., Brinkmann, J., et al. 2002, *ApJ*, 564, 452
- Lépine, S., Rich, R. M., Shara, M. M. 2003a, *AJ*, 125, 1598
- Lépine, S., Shara, M. M., Rich, R. M. 2003b, *ApJ*, 585, L69
- Luyten, W. J. 1970, Minneapolis: University of Minnesota
- Luyten, W. J. 1979, Minneapolis: University of Minnesota, 2nd ed.
- Martín, E. L., Rebolo, R. 1992, *ASP Conf. Ser.*, 32, 336
- Martín, E. L., Rebolo, R., Zapatero Osorio, M. R. 1995, in “The Bottom of the Main Sequence and Beyond”, ESO Astrophysics Symposia, Springer Verlag, ed. C. G. Tinney, p. 253
- Monet, D. G., Dahn, C. C., Vrba, F. J., Harris, H. C., Pier, J. R., Luginbuhl, C. B., Ables, H. D. 1992, *AJ*, 103, 638
- Nakajima, T., Oppenheimer, B. R., Kulkarni, S. R., Golimowski, D. A., Matthews, K., Durrance, S. T. 1995, *Nature*, 378, 463
- Perryman, M. A. C., Lindegren, L., Kovalevsky, J., Hog, E., Bastian, U., Bernacca, P. L., et al. 1997, *A&A*, 323, L49
- Poveda, A., Herrera, C. A., Cordero, G., Lavalley, G. 1994, *Rev. Mexicana de Astron. Astrof.*, 28, 43
- Rebolo, R., Zapatero Osorio, M. R., Madruga, S., Béjar, V. J. S., Arribas, S., Licandro, J. 1998, *Sci*, 282, 1309
- Reid, I. N., Hawley, S. L., Gizis, J. E. 1995, *AJ*, 110, 1838
- Reid, I. N., Wyk, F. V., Marang, F., Roberts, G., Kilkenny, D., Mahoney, S. 2001, *MNRAS*, 325, 931
- Rieke, G. H., Lebofsky, M. J. 1985, *ApJ*, 288, 618
- Ryan, S. G. 1989, *AJ*, 98, 1693
- Ryan, S. G. 1992, *AJ*, 104, 1144
- Ryan, S. G., Norris, J. E. 1991, *AJ*, 101, 1835
- Salim, S., Gould, A. 2003, *ApJ*, 582, 1011
- Saumon, D., Bergeron, P., Lunine, J. I., Hubbard, W. B., Burrows, A. 1994, *ApJ*, 424, 333
- Schuster, W. J., Nissen, P. E. 1989, *A&A*, 222, 69
- Stauffer, J. R., & Hartmann, L. W. 1986, *ApJS*, 61, 531
- Tinney, C. G., Mould, J. R., Reid, I. N. 1993, *AJ*, 105, 1045
- van Briesbroeck, G. 1961, *AJ*, 66, 528
- Wegner, G. 1973, *MNRAS*, 163, 381
- Weis, E. W. 1991, *AJ*, 101, 1882
- Zakhochaj, V. A., Shaparenko, E. F. 1996, *Kinematika Fiz. Nebesn. Tel.*, 12, part no. 2, 20

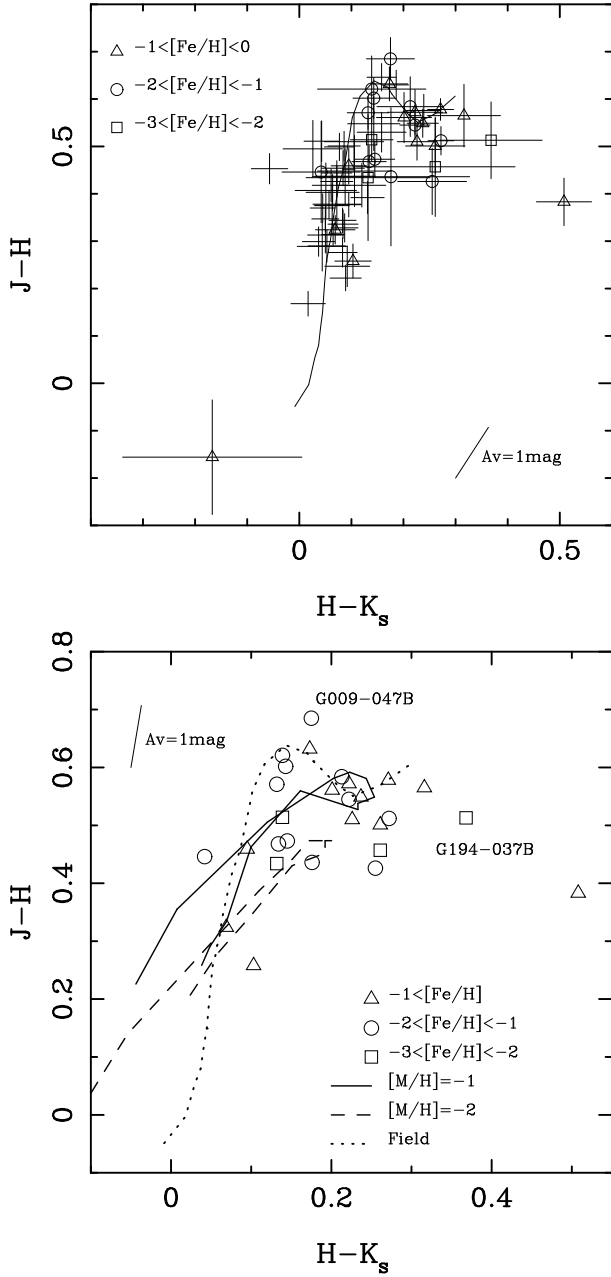


Fig. 8. *Top panel:* 2MASS color-color diagram for the wide binaries in our sample. Both new and known companions are plotted with open symbols. Primary stars are plotted as error bars without any symbol. Overplotted onto the data is the field dwarf sequence from Bessell & Brett (1988). The object with the bluest color is a white dwarf. *Bottom panel:* Detail of the color-color diagram where models (solid and dashed lines) calculated for two different metallicities are overplotted (Baraffe et al. 1997). Error bars are omitted for clarity. The reddening vector corresponding to $A(V) = 1 \text{ mag}$ (Rieke & Lebofski 1985) is plotted in every panel.

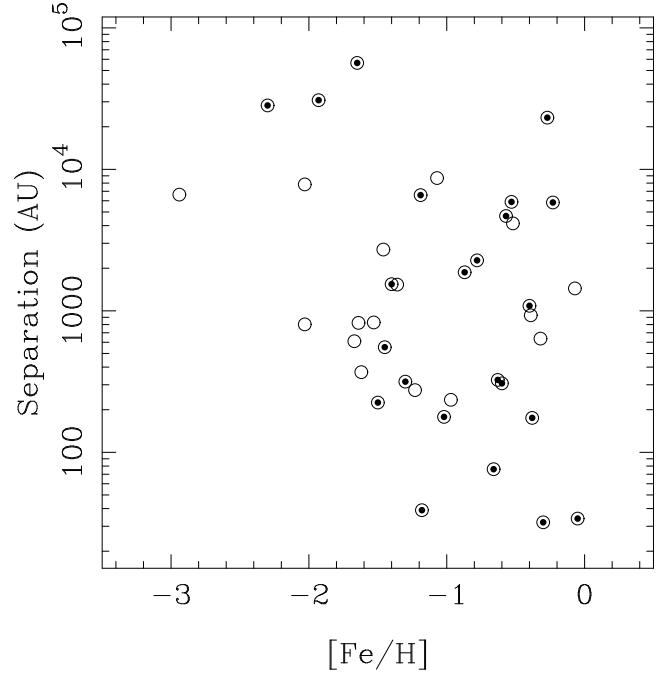


Fig. 9. Projected separation between companion and primary star against metallicity. Encircled dots stand for stars with Hipparcos distances.

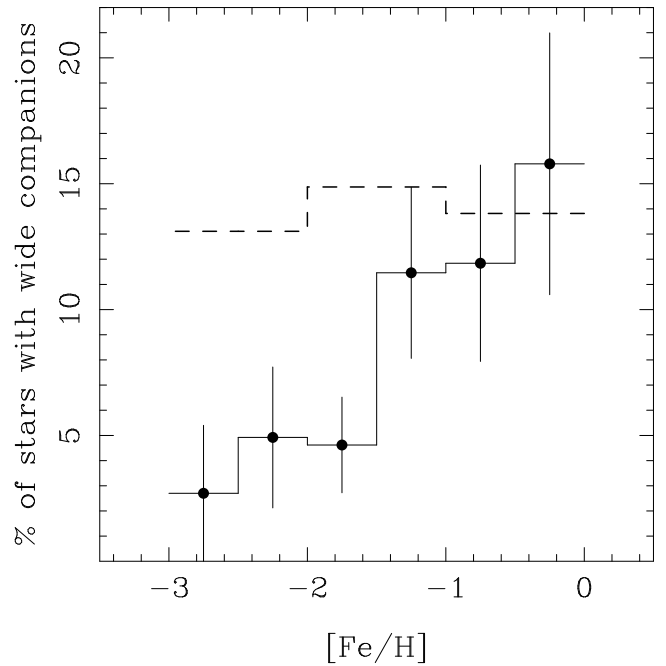


Fig. 10. The frequency of low-metallicity wide companions is plotted as a solid line. The bin width represents a change of 0.5 dex in the metal logarithmic abundance. Vertical errors are Poissonian. The “corrected” frequency is plotted as a dashed line (see text), where the bin width is 1 dex.

Table 1. List of photometric and astrometric observations.

Object	V_p	Fil.	Tel.	Exp. (s)	FWHM ($''$)	Date	ρ ($''$)	PA (deg)	Δ mag	Notes
G 001-004	10.69	<i>I</i>	IAC80	35	1.9	01/08/94	≥ 25			
G 001-012	13.31	<i>I</i>	IAC80	100	2.6	02/08/94	23.29	276.8	4.49	1
G 001-013	15.23	<i>I</i>	IAC80	330	2.5	02/08/94	20.48	341.2	3.89	1
G 001-028	10.50	<i>I</i>	IAC80	15	1.4	03/08/94	≥ 20			
G 004-037	11.43	<i>I</i>	IAC80	120	2.3	15/02/94	≥ 25			
		<i>I</i>		180	2.2		≥ 25			
G 009-003		<i>I</i>	JKT	10	1.0	17/01/91	15.68	63.2		4
		<i>I</i>	IAC80	40	1.3	26/11/03	15.87	63.0	4.15	4
		<i>R</i>		30	1.3		15.87	63.0	5.25	4
		<i>V</i>		120	1.3		15.90	62.9	5.92	4
G 009-027	12.07	<i>I</i>	JKT	30	1.5	20/02/91	≥ 25			
		<i>R</i>		30	2.1		≥ 25			
		<i>I</i>	IAC80	150	2.4	05/02/94	≥ 25			
G 009-036	11.95	<i>I</i>	JKT	20	1.2	16/01/91	18.0:	348:	6:	3
		<i>R</i>		20	1.1		–	–	≥ 7	
		<i>I</i>	NOT	10	0.5	02/05/94	19.42	283.3	6.05	3
		<i>V</i>		30	0.7		19.40	283.3	7.71	3
G 009-047	7.68	<i>I</i>	IAC80	10	1.7	26/01/94	≥ 25			
		<i>I</i>		2	1.5	25/11/03	81.90	229.5	8.05	5
		<i>R</i>		8	1.5	25/11/03	81.91	229.5	8.23	5
		<i>V</i>		4	1.7	25/11/03	81.98	229.5	8.70	5
G 010-004	11.40	<i>I</i>	JKT	30	1.1	17/01/91	≥ 25			
		<i>I</i>	IAC80	10	1.9	26/01/94	≥ 25			
		<i>I</i>		180	1.8	04/01/94	16.11	166.2	8.3:	1
G 010-015	13.12	<i>I</i>	IAC80	180	2.3	05/02/94	≥ 25			
G 011-044	11.11	<i>I</i>	JKT	20	1.1	17/01/91	≥ 25			
		<i>R</i>		20	1.0		≥ 25			
G 011-047	12.92	<i>I</i>	JKT	30	1.0	21/02/91	≥ 25			
		<i>R</i>		60	0.9		≥ 25			
G 012-016	10.09	<i>I</i>	JKT	10	1.6	21/02/91	≥ 25			
G 012-021	10.16	<i>I</i>	IAC80	50	1.9	07/06/95	≥ 25			
G 012-023	13.39	<i>I</i>	IAC80	300	2.0	06/02/94	≥ 25			
		<i>R</i>		300	1.8		≥ 25			
G 013-009	10.04	<i>I</i>	IAC80	90	2.3	05/01/94	≥ 25			
		<i>R</i>		180	2.3		≥ 25			
		<i>I</i>		180	1.9	07/01/94	≥ 25			
G 013-035	9.67	<i>I</i>	IAC80	40	2.0	07/06/95	≥ 25			
G 014-005*	8.10	<i>I</i>	IAC80	10	1.8	15/02/94	8.50	52.9	1.99	
							19.82	65.9	5.76	
		<i>V</i>		10	2.1		8.46	52.7	2.55	
							19.8:	66:	5.9:	
G 014-024	12.81	<i>I</i>	JKT	30	2.3	19/03/91	16.47	100.8	5.10	1,2
		<i>I</i>		90	2.4		16.53	100.4	5.19	1,2
		<i>R</i>		30	2.6		16.37	100.7	5.37	1,2
		<i>V</i>		90	2.5		16.39	100.4	5.42	1,2
G 014-033	11.18	<i>I</i>	IAC80	20		04/05/94	≥ 25			
G 014-039	12.84	<i>I</i>	JKT	60	2.5	19/03/91	≥ 25			
G 014-049	12.84	<i>I</i>	IAC80	250	1.7	06/06/95	≥ 25			
G 015-010	12.06	<i>I</i>	IAC80	300	1.8	07/06/95	20.19	56.8	5.29	1
G 015-013	12.32	<i>I</i>	JKT	30	1.2	20/02/91	≥ 25			
		<i>R</i>		30	1.2		≥ 25			
G 015-023	10.96	<i>I</i>	IAC80	30		04/05/94	9.97	325.7	6.94	1
		<i>I</i>		60			10.04	325.6	6.91	1
		<i>I</i>		90			10.08	324.6	6.93	1
G 015-024	11.43	<i>I</i>	JKT	30	3.0	19/03/91	16.16	4.3	5.39	3
		<i>R</i>		30	3.0		16.15	3.7	6.13	3
		<i>I</i>	IAC80	400	2.7	29/05/94	16.85	9.6	5.62	3
		<i>V</i>		600	2.6		17.17	9.2	6.71	3
G 016-009	9.16	<i>I</i>	IAC80	10	1.9	03/02/94	≥ 25			

Table 1. *Continued ...*

Object	V_p	Fil.	Tel.	Exp. (s)	FWHM (")	Date	ρ (")	PA (deg)	Δmag	Notes
G 016-020	10.80	<i>I</i>	IAC80	40	1.5	07/06/95	≥ 25			
G 016-025	13.34	<i>I</i>	IAC80	500	1.6	07/06/95	≥ 25			
G 016-035	13.12	<i>I</i>	IAC80	180	2.1	16/02/94	≥ 25			
		<i>V</i>		240	2.3		≥ 25			
G 017-025*	9.63	<i>I</i>	IAC80	10	1.5	06/06/95	≥ 25			
G 017-037	13.55	<i>I</i>	JKT	60	3.2	18/03/91	5.24	215.5	2.69	2,3
		<i>R</i>		60	3.3		5.42	215.8	2.80	2,3
		<i>V</i>		60	2.6		5.42	216.8	2.68	2,3
		<i>I</i>	NOT	20	0.7	03/05/94	4.61	219.7	2.81	2,3
		<i>V</i>		30	0.9		4.60	219.5	2.70	2,3
G 018-005	9.26	<i>I</i>	IAC80	30	2.6	31/07/94	12.89	320.9	5.52	2
							24.53	222.8	5.84	1
		<i>R</i>		30	2.7	31/07/94	12.90	320.8	5.83	2
							24.78	223.0	6.97	1
G 018-012	10.97	<i>I</i>	IAC80	40	2.0	01/08/94	6.11	38.8	4.38	2
		<i>R</i>		40	1.9		6.13	39.0	4.30	2
G 018-021	13.16	<i>I</i>	IAC80	190	1.8	01/08/94	14.70	270.1	5.80	1
G 018-024	12.04	<i>I</i>	IAC80	100	2.2	02/08/94	13.4:	329:	6:	1
G 018-027	10.57	<i>I</i>	IAC80	50	2.2	01/08/94	≥ 25			
G 018-028	9.55	<i>I</i>	IAC80	70	2.2	02/08/94	≥ 25			
G 018-035	8.49	<i>I</i>	IAC80	15	2.0	01/08/94	18.70	220.1	8.5:	
							25.04	230.8	8.39	1
G 018-039	10.38	<i>I</i>	IAC80	90	2.5	28/07/94	5.10	197.2	5.64	1,2
		<i>R</i>		90	2.5		5.12	197.4	5.60	1,2
		<i>I</i>	IAC80	40	2.2	30/07/94	4.76	195.7	5.61	1,2
G 018-040	12.48	<i>I</i>	IAC80	300	2.4	28/07/94	12.26	314.6	4.87	2,3
		<i>I</i>		460	2.4		12.26	314.5	4.87	2,3
		<i>R</i>		400	2.4		12.27	314.8	5.07	2,3
		<i>I</i>		200	1.9	22/08/96	12.66	311.8	4.90	2,3
G 018-054	10.70	<i>I</i>	IAC80	15	1.2	07/06/95	≥ 25			
G 018-055	9.35	<i>I</i>	IAC80	30	3.0	31/07/94	11.62	169.7	6.96	3
		<i>R</i>		30	3.6		—	—	—	3
		<i>I</i>		20	1.5	30/10/03	—	—	—	3
G 019-025	11.69	<i>I</i>	IAC80	90	1.4	07/06/95	11.97	198.8	6.26	1
							12.5:	23:	9.9:	
G 020-008	9.95	<i>I</i>	IAC80	30	1.5	06/06/95	12.8:	275:	8.5:	1
							13.07	224.6	7.75	1
G 020-015	10.60	<i>I</i>	IAC80	30	1.6	06/06/95	12.8:	203:	7.6:	
							14.19	318.5	6.57	
							19.62	301.2	6.57	
G 020-019	13.08	<i>I</i>	IAC80	150	1.6	07/06/95	5.5:	108:	6:	
							6.0:	1:	5.9:	
							6.2:	212:	6:	
							13.31	227.4	2.00	1
							16.56	0.2	4.80	1
							20.00	150.0	4.58	1
G 020-024	11.09	<i>I</i>	IAC80	100	1.8	27/07/94	12.7::	27::	7.4::	
							13.59	289.8	6.18	1,2
							18.69	174.4	5.76	1,2
							20.36	68.2	6.51	1,2
							22.41	195.6	5.98	1
		<i>I</i>		200	2.1	27/07/94	12.4::	25::	7.7::	
							13.47	289.7	6.29	1,2
							18.68	174.5	5.79	1,2
							20.49	68.0	6.66	1,2
							22.28	195.9	6.07	1
		<i>R</i>		100	2.0	27/07/94	12.6:	27:	7.4:	
							13.67	290.3	6.53	1,2
							18.59	174.5	6.03	1,2

Table 1. *Continued ...*

Object	V_p	Fil.	Tel.	Exp. (s)	FWHM ($''$)	Date	ρ ($''$)	PA (deg)	Δmag	Notes
							20.45	67.8	6.59	1,2
							22.26	195.8	7.10	1
		<i>V</i>		100	2.0	27/07/94	—	—	—	
							13.71	290.0	6.49	1,2
							18.66	174.6	5.99	1,2
							20.4:	68:	6.8:	1,2
							—	—	—	1
G 022-019	12.65	<i>I</i>	IAC80	200	2.0	28/07/94	5.60	284.3	4.91	
							5.77	314.8	5.02	
							10.63	314.8	3.09	1
							12.63	288.9	4.86	1
							13.50	16.7	5.95	
							13.97	327.2	5.33	1
							20.16	63.7	5.52	1
		<i>R</i>		200	2.0	28/07/94	5.57	284.2	6.13	
							6.0:	313:	6.4:	
							10.84	314.8	4.27	1
							12.83	289.3	5.72	1
							—	—	—	
							13.99	327.6	6.00	1
							19.9:	62:	6.4:	1
		<i>V</i>		200	2.0	28/07/94	—	—	—	
							—	—	—	
							10.62	314.7	5.05	1
		<i>I</i>		300	1.8	07/06/95	5.45	287.4	5.19	
							6.00	319.1	5.27	
							10.73	316.5	3.04	1
							12.68	290.7	4.92	1
							12.98	159.2	5.79	
							13.50	17.4	6.17	
							14.19	328.7	5.32	1
							20.33	63.3	5.66	1
							22.91	107.9	4.60	
G 022-020	9.14	<i>I</i>	IAC80	20	3.1	06/05/94	5.7:	165:	3.3:	1
		<i>I</i>		40	2.8	29/05/94	5.78	166.0	3.42	1
G 023-014	10.71	<i>I</i>	IAC80	90	3.6	29/05/94	20.91	315.0	4.44	1
G 023-020	11.59	<i>I</i>	IAC80	60	3.8	29/05/94	≥ 25			
		<i>I</i>		90	4.0	29/05/94	≥ 25			
G 023-023	11.075	<i>I</i>	IAC80	50	2.2	01/08/94	4.73	105.0	3.07	2
							11.18	225.7	5.41	2
							15.89	15.8	5.70	1,2
		<i>R</i>		50	2.1	01/08/94	4.80	104.6	2.42	2
							11.16	225.9	4.75	2
							16.11	15.8	4.81	1,2
G 024-003	10.46	<i>R</i>	IAC80	120	2.9	21/05/94	≥ 25			
		<i>I</i>		40	2.1	01/08/94	≥ 25			
G 025-001	13.77	<i>I</i>	IAC80	500	1.4	07/06/95	11.12	43.9	2.76	1
							19.38	44.8	5.62	
G 025-005	10.12	<i>I</i>	IAC80	50	2.0	01/08/94	12.89	115.4	5.28	1,2
		<i>R</i>		50	2.8		12.80	115.4	5.36	1,2
G 025-007	9.83	<i>I</i>	IAC80	40	1.8	01/08/94	≥ 25			
G 025-015	7.34	<i>I</i>	IAC80	4	1.9	01/08/94	≥ 25			
G 025-017	12.75	<i>I</i>	IAC80	100	1.9	30/07/94	18.81	272.4	6.61	2
		<i>R</i>		100	1.9		18.70	272.7	6.50	2
G 025-022		<i>I</i>	IAC80	100	2.0	30/09/94	≥ 25			
G 025-024	11.63	<i>I</i>	IAC80	150	2.2	28/07/94	≥ 25			
		<i>I</i>		50	1.8	03/08/94	≥ 25			
G 025-029	8.50	<i>I</i>	IAC80	12	2.0	30/07/94	23.48	308.6	6.90	2
							25:	54:	≥ 8	1

Table 1. *Continued ...*

Object	V_p	Fil.	Tel.	Exp. (s)	FWHM (")	Date	ρ (")	PA (deg)	Δmag	Notes
		<i>R</i>		12	2.0		23.50	308.7	6.92	2
							—	—	—	1
G 025-031	10.65	<i>I</i>	IAC80	80	2.0	30/07/94	≥ 25			
		<i>R</i>		80	2.0		≥ 25			
G 026-001	11.27	<i>I</i>	IAC80	150	1.3	07/06/95	≥ 25			
G 026-008	10.47	<i>I</i>	IAC80	10	1.8	03/08/94	8.54	306.3	3.26	4
		<i>R</i>		10	1.6		8.41	305.9	4.16	4
		—		60	1.8	22/08/96	8.49	306.0	—	4
		<i>V</i>		60	1.8		8.46	306.0	4.70	4
G 026-009*	9.89	<i>I</i>	IAC80	20	2.2	28/07/94	≥ 25			
		<i>I</i>		60	2.1		≥ 25			
		<i>R</i>		30	2.1		≥ 25			
		<i>I</i>		40	1.2	26/11/03	133.10	29.3	6.19	4
		<i>R</i>		120	1.3	26/11/03	133.00	29.3	5.53	4
		<i>V</i>		120	1.3	26/11/03	133.02	29.3	5.04	4
G 026-011	8.33	<i>I</i>	IAC80	30	2.6	31/07/94	≥ 25			
G 026-012	12.16	<i>I</i>	IAC80	70	2.9	31/07/94	≥ 25			
G 026-021	8.62	<i>I</i>	IAC80	10	1.4	03/08/94	≥ 25			
G 026-022	11.90	<i>I</i>	IAC80	25	1.4	03/08/94	14.12	116.5	6.17	3
		<i>R</i>		40	1.5		14.03	116.6	6.98	3
		<i>I</i>		100	2.0	22/08/96	14.20	114.0	6.15	3
G 026-034	8.65	<i>I</i>	IAC80	20	2.4	30/07/94	≥ 25			
G 026-038	10.29	<i>I</i>	IAC80	40		01/08/94	≥ 25			
G 026-041	13.24	<i>I</i>	IAC80	100	1.4	03/08/94	≥ 25			
G 026-042	12.60	<i>I</i>	IAC80	250	2.3	28/07/94	≥ 25			
		<i>R</i>		300			≥ 25			
G 027-008	11.39	<i>I</i>	IAC80	20	1.4	03/08/94	5.64	173.4	4.54	4
		<i>I</i>		30	1.5		5.64	173.5	4.45	4
		<i>R</i>		30	1.2		5.68	173.5	5.13	4
		<i>I</i>		30	2.3	15/07/95	5.45	173.1	4.96	4
		<i>I</i>		60	1.9	22/08/96	5.60	173.3	4.54	4
		<i>V</i>		40	1.9		5.61	173.0	5.71	4
		<i>I</i>		120	2.6	03/10/02	5.52	173.2	4.59	4
							15.91	221.2	7.86	
G 027-029	11.19	<i>I</i>	IAC80	30	1.5	03/08/94	15.51	77.4	6.87	
G 027-033	11.51	<i>I</i>	IAC80	20	1.2	03/08/94	13.04	66.8	6.11	2
		<i>R</i>		30	1.4		13.05	66.7	6.29	2
G 027-044	7.42	<i>I</i>	IAC80	5	3.2	31/07/94	≥ 25			
G 027-045	11.48	<i>I</i>	IAC80	70	1.8	01/08/94	17.11	67.7	6.42	1
G 028-031	12.62	<i>I</i>	IAC80	60	1.4	03/08/94	14.15	105.6	5.44	1,2
		<i>R</i>		60	1.3		14.08	105.4	5.40	1,2
G 028-035	9.29	<i>I</i>	IAC80	40	2.2	01/08/94	≥ 25			
G 028-040	11.33	<i>I</i>	IAC80	60	1.7	01/08/94	15.84	350.1	2.26	4
		<i>I</i>		20	2.2	15/07/95	15.81	349.6	2.24	4
		<i>I</i>		100	2.0	22/08/96	15.81	350.0	2.24	4
		<i>V</i>		100	2.1		15.78	349.6	3.20	4
G 028-042	12.25	<i>I</i>	IAC80	100	2.1	30/07/94	14.65	25.8	5.93	1
G 028-043*	9.96	<i>I</i>	IAC80	35	3.0	31/07/94	≥ 25			
G 028-048	11.11	<i>I</i>	IAC80	50	2.4	30/07/94	≥ 25			
G 029-020	9.17	<i>I</i>	IAC80	30	2.7	30/07/94	8.25	219.6	5.06	1,2
		<i>R</i>		30	2.8		8.20	219.8	4.95	1,2
G 029-023*	10.19	<i>I</i>	IAC80	50	1.8	29/07/94	≥ 25			
		<i>R</i>		50	2.5		≥ 25			
G 029-025	10.82	<i>I</i>	IAC80	50	2.5	30/07/94	≥ 25			
G 029-050	10.17	<i>I</i>	IAC80	30	1.7	01/08/94	8.28	237.9	8.7:	2
		<i>R</i>		30	2.1		7.9:	235.:	7.5.:	2
G 029-071	11.34	<i>I</i>	IAC80	90	2.0	02/08/94	7.07	175.8	5.00	3
		<i>R</i>		90	2.2		7.02	175.7	5.50	3
		<i>I</i>		40	1.6	17/07/95	6.9.:	178.:	4.8.:	3

Table 1. *Continued ...*

Object	V_p	Fil.	Tel.	Exp. (s)	FWHM (")	Date	ρ (")	PA (deg)	Δmag	Notes
		<i>I</i>		60	2.3	21/08/96	7.00	177.8	5.18	3
		<i>R</i>		60	2.2		6.97	179.1	5.52	3
		<i>I</i>		120	2.1	22/08/96	7.00	179.1	5.11	3
		<i>V</i>		120	2.1		6.96	178.8	6.10	3
G 029-075	13.42	<i>I</i>	IAC80	230	2.1	02/08/94	≥ 25			
G 030-024	10.56	<i>I</i>	IAC80	45	2.2	30/07/94	≥ 25			
G 030-052	8.59	<i>I</i>	IAC80	15	2.8	01/08/94	≥ 25			
G 031-016	7.71	<i>I</i>	IAC80	5	1.9	02/08/94	≥ 25			
G 031-036	10.92	<i>I</i>	IAC80	25	1.3	03/08/94	14.36	162.8	7.70	1
G 031-041	8.89	<i>I</i>	IAC80	15	1.9	01/08/94	≥ 25			
G 032-012	13.83	<i>I</i>	IAC80	200	2.4	02/08/94	10.39	152.4	2.49	3
		<i>R</i>		200	2.7		10.41	152.4	2.78	3
		<i>I</i>		100	2.1	22/08/96	10.03	154.8	2.52	3
		<i>V</i>		100	2.1		10.01	155.0	3.01	3
G 032-026	13.24	<i>I</i>	IAC80	140	2.6	02/08/94	19.05	37.0	5.50	1
G 032-046*	9.79	<i>I</i>	IAC80	12	1.3	03/08/94	≥ 25			
		<i>I</i>		120	2.0	26/11/03	62.57	168.1	8.74	4
		<i>V</i>		120	2.0	26/11/03	62.46	168.3	8.81	4
G 032-053	8.76	<i>I</i>	IAC80	60	2.3	26/01/94	≥ 25			
		<i>I</i>		5	1.2	03/08/94	≥ 25			
G 033-009	10.60	<i>I</i>	IAC80	20	1.3	03/08/94	≥ 25			
G 033-031	12.56	<i>I</i>	IAC80	100	1.5	03/08/94	≥ 25			
		<i>I</i>		160	1.7		≥ 25			
G 037-026	8.05	<i>I</i>	IAC80	15	2.3	26/01/94	16.24	159.7	8.3:	2
		<i>I</i>		30	2.4		17.18	158.9	8.5:	2
		<i>V</i>		60	2.6		17.05	159.1	8.4:	2
G 041-041	11.15	<i>I</i>	IAC80	60	1.7	26/01/94	≥ 25			
G 042-028	13.51	<i>I</i>	IAC80	180	2.7	05/02/94	≥ 25			
		<i>R</i>		180	2.5		≥ 25			
G 043-003	8.23	<i>I</i>	IAC80	15	2.0	17/02/94	≥ 25			
G 043-014	13.19	<i>I</i>	IAC80	360	2.0	07/06/95	≥ 25			
G 043-026	12.90	<i>I</i>	IAC80	125	1.8	07/06/95	≥ 25			
G 043-050	13.02	<i>I</i>	IAC80	180	2.3	05/02/94	≥ 25			
		<i>R</i>		180	2.3		≥ 25			
G 044-045	10.16	<i>I</i>	JKT	10	2.3	20/02/91	≥ 25			
G 046-005	11.29	<i>I</i>	JKT	10	1.0	17/01/91	≥ 20			
		<i>V</i>		10	1.1		≥ 20			
G 048-013	12.68	<i>I</i>	IAC80	120	2.3	05/02/94	≥ 20			
		<i>R</i>		120	2.2		≥ 20			
G 053-041	11.04	<i>I</i>	JKT	20	1.0	17/01/91	≥ 25			
G 055-014	13.13	<i>I</i>	IAC80	360	2.2	07/06/95	8.97	162.9	2.99	2,3
							9.28	247.8	4.01	2,3
		<i>R</i>		200	3.0	28/12/02	7.40	170.0	2.93	2,3
							10.20	258.3	3.96	2,3
G 055-017	13.20	<i>I</i>	IAC80	120		04/05/94	≥ 25			
G 056-022	13.60	<i>I</i>	JKT	10	2.4	20/02/91	≥ 25			
G 056-048	14.03	<i>I</i>	JKT	120	1.7	20/02/91	≥ 25			
		<i>R</i>		120	2.3		≥ 25			
G 058-015	13.09	<i>I</i>	JKT	30	2.1	19/03/91	≥ 25			
		<i>R</i>		120	2.3		≥ 25			
G 058-025	8.23	<i>I</i>	IAC80	30	1.6	26/01/94	≥ 25			
G 059-008	13.15	<i>I</i>	IAC80	300	1.9	06/02/94	≥ 25			
		<i>I</i>		600	2.0		≥ 25			
G 059-024	8.33	<i>I</i>	JKT	60	1.9	20/02/91	15.33	31.7	5.54	3
		<i>V</i>		60	2.2		15.2:	31:	≥ 7	3
		<i>I</i>	IAC80	600	1.9	06/02/94	16.26	59.7	5.52	3
		<i>R</i>		600	1.9		16.26	59.7	6.74	3
		<i>I</i>	NOT	10	1.2	02/05/94	16.40	59.4	5.55	3
		<i>V</i>		190	1.5		16.39	59.3	7.28	3

Table 1. *Continued ...*

Object	V_p	Fil.	Tel.	Exp. (s)	FWHM ($''$)	Date	ρ ($''$)	PA (deg)	Δmag	Notes
G 059-027	10.90	<i>I</i>	IAC80	180	1.8	07/01/94	≥ 25			
G 059-032	9.04	<i>I</i>	IAC80	60	2.0	26/01/94	13.70	71.1	8.3:	2
		<i>R</i>		30	1.7		13.24	71.0	8.4:	2
		<i>V</i>		60	2.0		—	—	—	2
G 060-026	9.81	<i>I</i>	JKT	20	2.6	19/03/91	≥ 25			
		<i>R</i>	JKT	20	2.7		≥ 25			
G 060-048	11.33	<i>I</i>	JKT	10	1.6	20/02/91	≥ 25			
G 060-060	13.66	<i>I</i>	IAC80	600	2.2	03/02/94	13.4:	97:	5.7:	1
		<i>R</i>		300	2.0		13.6:	96:	6.4:	1
G 061-023*	9.84	<i>I</i>	JKT	5	1.0	20/03/91	≥ 25			
		<i>R</i>		5	1.2		≥ 25			
G 061-024*	8.99	<i>I</i>	JKT	5	1.0	20/03/91	≥ 25			
		<i>R</i>		5	1.2		≥ 25			
G 061-036	14.22	<i>I</i>	IAC80	300	2.0	03/02/94	11.41	273.2	0.77	3
							19.79	282.2	4.69	2,3
		<i>R</i>		300	1.9		11.43	273.1	1.70	3
							19.81	282.3	5.02	2,3
		<i>I</i>		30	2.0	07/06/95	11.41	275.5	0.73	3
		<i>I</i>		600	2.2		11.38	275.2	0.74	3
		<i>I</i>		60	1.9	22/06/95	11.36	274.7	0.75	3
		<i>R</i>		60	1.9		11.43	274.4	1.67	3
							19.44	283.6	4.86	2,3
		<i>R</i>		60	1.8		11.45	274.4	1.66	3
							19.64	283.4	4.82	2,3
G 062-040	13.55	<i>I</i>	NOT	160	0.8	02/05/94	4.75	258.3	6.33	
		<i>V</i>		60	1.0		4.74	258.8	5.41	
		<i>V</i>		160	1.0		4.75	258.3	5.41	
G 062-052	10.89	<i>I</i>	JKT	10	2.9	19/03/91	19.98	26.8	6.46	1,2
		<i>I</i>		30	2.7		19.99	27.0	6.25	1,2
		<i>R</i>		30	2.8		19.96	26.7	6.59	1,2
G 063-026	12.18	<i>I</i>	JKT	120	3.0	19/03/91	≥ 25			
		<i>R</i>		120	3.0		≥ 25			
		<i>I</i>	IAC80	120	2.1	06/05/94	≥ 25			
G 063-036	12.0	<i>I</i>	IAC80	20	2.3	16/02/94	2.9:	39:	0.3:	4
		<i>V</i>		20	2.4		2.4:	42:	0.3:	4
G 064-012	11.49	<i>I</i>	JKT	10	2.7	19/03/91	≥ 25			
		<i>R</i>		30	3.0		≥ 25			
G 064-037	11.14	<i>I</i>	IAC80	180	2.2	07/01/94	≥ 25			
G 065-022	11.56	<i>I</i>	JKT	20	0.9	22/02/91	≥ 25			
		<i>R</i>		20	0.9		≥ 25			
G 065-052	12.18	<i>I</i>	JKT	20	1.1	22/02/91	≥ 25			
		<i>R</i>		20	0.7		≥ 25			
G 066-009	12.02	<i>I</i>	IAC80	200	1.7	07/06/95	≥ 25			
G 066-022	10.47	<i>I</i>	JKT	5	1.5	10/02/91	3.55	251.1	2.19	4
		<i>I</i>	JKT	15	1.4	05/05/93	3.60	247.7	2.27	4
		<i>V</i>		30	1.5		3.60	247.8	3.28	4
		<i>I</i>	NOT	5	1.1	02/05/94	3.64	250.3	2.24	4
		<i>I</i>		15	1.2		3.64	250.2	2.24	4
		<i>V</i>		10	1.4		3.62	250.6	3.16	4
		<i>V</i>		25	1.5		3.60	250.4	3.15	4
		<i>V</i>		60	1.6		3.58	250.4	3.15	4
G 066-030	11.47	<i>I</i>	IAC80	300	2.6	17/02/94	≥ 25			
G 066-038	13.00	<i>I</i>	IAC80	300	1.7	07/06/95	≥ 25			
G 066-059	13.18	<i>I</i>	JKT	30	0.7	22/02/91	≥ 25			
		<i>I</i>		120	1.1		≥ 25			
		<i>R</i>		30	1.2		≥ 25			
G 067-007	10.59	<i>I</i>	IAC80	50	1.9	01/08/94	≥ 25			
G 067-008	9.52	<i>I</i>	IAC80	35	1.6	01/08/94	≥ 25			
G 067-009	10.44	<i>I</i>	IAC80	40	1.7	01/08/94	17.3:	77:	8.5:	1

Table 1. *Continued ...*

Object	V_p	Fil.	Tel.	Exp. (s)	FWHM (")	Date	ρ (")	PA (deg)	Δmag	Notes
G 067-038	8.38	<i>I</i>	IAC80	10	1.7	01/08/94	22.7::	91::	8.4::	1
G 068-003	9.74	<i>I</i>	IAC80	30	2.1	30/07/94	≥ 25			
G 068-010	8.96	<i>I</i>	IAC80	15	1.7	01/08/94	≥ 25			
G 068-029	10.88	<i>I</i>	IAC80	85	2.5	30/07/94	≥ 25			
G 068-030	9.08	<i>I</i>	IAC80	30	2.5	30/07/94	≥ 25			
G 068-031	7.66	<i>I</i>	IAC80	5	2.0	02/08/94	≥ 25			
G 069-001	8.72	<i>I</i>	IAC80	30	2.4	02/08/94	≥ 25			
G 069-004	7.98	<i>I</i>	IAC80	20	1.9	26/01/94	6.15	22.6	0.81	4
		<i>I</i>		20	2.3		6.17	22.3	0.81	4
		<i>V</i>		20	2.3		6.14	22.5	0.84	4
		<i>I</i>		4	2.5	02/08/94	6.16	23.6	0.91	4
		<i>R</i>		4	2.5		6.21	23.5	0.87	4
G 069-008*	9.04	<i>I</i>	IAC80	40	2.4	02/08/94	≥ 25			
G 069-021	10.34	<i>I</i>	IAC80	15	1.3	03/08/94	≥ 25			
G 072-012	10.82	<i>I</i>	IAC80	20	1.4	03/08/94	≥ 25			
G 080-028	9.96	<i>I</i>	IAC80	20	2.0	07/01/94	≥ 25			
		<i>I</i>		30	2.1	26/01/94	≥ 25			
G 088-010	11.87	<i>I</i>	JKT	10	1.0	16/01/91	12.65	95.4	5.16	1,2
		<i>V</i>		10	1.1		12.68	95.4	5.39	1,2
G 088-027	10.74	<i>I</i>	JKT	20	1.0	17/01/91	≥ 20			
G 088-032	10.82	<i>I</i>	JKT	20	1.1	17/01/91	≥ 25			
		<i>V</i>		20	1.1		≥ 25			
G 090-025*	8.30	<i>I</i>	IAC80	10	2.4	07/01/94	≥ 25			
		<i>V</i>		20	2.0		≥ 25			
G 090-036	12.69	<i>I</i>	JKT	20	1.0	16/01/91	1.5:	48:	2.5:	4
		<i>I</i>		5	0.9		1.5:	48:	2.5:	4
		<i>R</i>		5	1.1		—	—	2.9:	4
		<i>I</i>		5	0.7	21/02/91	1.5:	49:	2.6:	4
		<i>V</i>		10	0.8		1.4:	48:	3.5:	4
		<i>I</i>	NOT	15	0.6	02/05/94	1.67	47.4	2.59	4
		<i>I</i>		25	0.7		1.67	47.4	2.59	4
		<i>I</i>		10	0.5	07/11/94	1.67	47.6	2.62	4
		<i>I</i>		10	0.4		1.68	47.9	2.65	4
		<i>R</i>		5	0.5		1.66	47.3	3.03	4
		<i>V</i>		5	0.4		1.66	47.4	3.40	4
		<i>V</i>		10	0.5		1.64	47.1	3.42	4
G 092-006	11.79	<i>I</i>	IAC80	100	1.6	07/06/95	6.21	60.9	5.17	2,3
							7.57	49.3	6.22	2
							14.20	274.4	6.46	2,3
							20.92	235.9	5.48	2,3
		<i>I</i>		100	2.0	21/08/96	6.29	60.2	5.33	2,3
							7.88	50.0	6.41	2
							14.35	274.1	6.21	2,3
							20.62	235.4	5.40	2,3
		<i>R</i>		100	2.1		6.35	60.4	5.37	2,3
							7.73	50.5	6.72	2
							14.33	273.8	6.21	2,3
							20.66	235.4	5.45	2,3
		—		160	1.8	22/08/96	6.46	61.0	—	2,3
							—	—	—	2,3
							—	—	—	2,3
							20.73	236.0	—	2,3
		—		300	1.8	22/08/96	6.30	61.1	—	2,3
							—	—	—	2,3
							—	—	—	2,3
		<i>I</i>		120	3.2	19/09/02	7.53	55.4	5.2:	2,3
							—	—	—	2
							13.04	278.8	6.28	2,3

Table 1. *Continued ...*

Object	V_p	Fil.	Tel.	Exp. (s)	FWHM (")	Date	ρ (")	PA (deg)	Δmag	Notes
							16.33	320.8	6.83	
							19.76	69.1	7.31	
							19.25	236.6	5.42	2,3
		<i>I</i>		120	3.2	18/11/02	8.17	55.6	5.02	2,3
							9.29	18.6	6.57	
							8.20	91.0	7.07	
							13.04	278.8	6.17	2,3
							15.09	149.0	7.07	
							16.44	320.3	7.03	
							19.20	236.6	5.31	2,3
							23.27	189.4	6.98	
G 092-023	8.98	<i>I</i>	IAC80	20	2.3	01/08/94	14.34	148.4	5.20	1,2
							23.93	89.7	6.76	1
		<i>R</i>		20	2.1		14.35	148.3	5.32	1,2
							23.90	89.4	7.28	1
G 092-039	9.44	<i>I</i>	IAC80	20	2.1	01/08/94	6.9:	191:	6.4:	2,3
							7.5:	286:	7:	3
		<i>R</i>		20	2.1		6.9:	191:	7.1:	2,3
							7.7:	286:	7.21	3
		<i>I</i>		40	1.6	15/10/03	—	—	—	3
							7.17	300.8	—	3
G 093-001	14.63	<i>I</i>	IAC80	180	2.3	30/07/94	16.8::	346::	4::	1
G 093-027	11.64	<i>I</i>	IAC80	90	2.5	31/07/94	3.3:	102:	1.9:	4
							13.35	268.6	6.50	3
		<i>R</i>		90	2.8		3.2:	103:	2.8:	4
							13.5:	269:	6.36	3
		<i>R</i>		50	1.6	20/06/95	3.76	101.1	2.17	4
							13.88	271.2	6.03	3
		<i>R</i>		50	1.5		3.72	101.1	2.20	4
							13.91	271.2	6.02	3
		<i>I</i>		40	2.3	17/07/95	3.55	100.7	1.89	4
							—	—	—	3
		<i>I</i>		10	1.6	03/08/95	3.78	100.2	1.65	4
							13.83	269.0	5.75	3
		—		120	1.9	22/08/96	3.47	101.0	—	4
							—	—	—	3
		—		200	1.9		3.40	101.5	—	4
							13.9:	268:	—	3
		<i>I</i>		200	2.6	30/10/02	3.58	101.4	1.81	4
							15.81	268.5	6.00	3
		<i>V</i>		200	2.9		3.27	101.9	2.70	4
							15.85	268.4	6.00	3
G 093-028	8.56	<i>I</i>	IAC80	10	1.7	03/08/94	≥ 25			
G 093-047	10.77	<i>I</i>	IAC80	40	2.5	30/07/94	14.04	111.0	3.77	1,2
							16.3::	41::	6.7::	1,2
		<i>R</i>		40	1.9		14.04	111.2	3.98	1,2
							16.56	41.1	6.59	1,2
G 095-057	8.15	<i>I</i>	IAC80	20	2.7	26/01/94	7.24	54.3	0.43	4
		<i>V</i>		30	2.7		7.23	54.3	0.60	4
		<i>I</i>		10	1.8	15/02/94	7.25	54.4	0.44	4
		<i>R</i>		10	1.9		7.25	54.4	0.53	4
		<i>V</i>		10	1.7		7.28	54.2	0.61	4
G 098-056	11.36	<i>I</i>	IAC80	10	2.1	07/01/94	≥ 25			
		<i>I</i>		180	2.0		≥ 25			
G 113-040	11.92	<i>I</i>	JKT	20	1.0	16/01/91	≥ 20			
		<i>R</i>		20	1.0		≥ 20			
G 114-025	11.93	<i>I</i>	JKT	20	0.9	21/02/91	≥ 25			
		<i>V</i>		20	1.0		≥ 25			
G 114-026	9.66	<i>I</i>	IAC80	20	1.7	26/01/94	≥ 25			

Table 1. *Continued ...*

Object	V_p	Fil.	Tel.	Exp. (s)	FWHM (")	Date	ρ (")	PA (deg)	Δ mag	Notes
		<i>I</i>		180	1.6		≥ 25			
G 115-049	11.60	<i>I</i>	JKT	30	1.2	17/01/91	23.97	81.5	3.30	1
		<i>V</i>		30	1.0		23.93	81.4	4.61	1
G 115-058	12.08	<i>I</i>	IAC80	300	2.2	17/02/94	≥ 25			
		<i>V</i>		300	2.2		≥ 25			
G 115-062	13.74	<i>I</i>	JKT	30	2.2	20/03/91	≥ 25			
		<i>R</i>		120	2.0		≥ 25			
G 116-009	14.34	<i>I</i>	JKT	90	1.0	20/02/91	10.04	90.5	3.01	4
		<i>R</i>		90	1.0		10.00	90.4	3.57	4
		<i>V</i>		90	0.9		10.02	90.3	3.98	4
		<i>B</i>		180	1.2		10.01	90.4	4.78	4
		<i>I</i>	NOT	15	0.8	02/05/94	10.17	90.6	3.05	4
		<i>I</i>		60	1.0		10.17	90.6	3.03	4
		<i>V</i>		60	1.2		10.13	90.5	4.03	4
		<i>I</i>		5	0.5	07/11/94	10.21	91.1	2.89	4
		<i>V</i>		10	0.5		10.3:	91:	3.8:	4
G 116-053	12.98	<i>I</i>	JKT	60	2.2	20/02/91	≥ 25			
G 116-069	12.78	<i>I</i>	JKT	60	1.8	21/02/91	≥ 25			
		<i>R</i>		60	2.1		≥ 25			
G 117-063	13.09	<i>I</i>	JKT	20	1.0	21/02/91	3.79	153.6	2.62	2,3
		<i>R</i>		60	1.2		3.7:	155:	2.7:	2,3
		<i>I</i>	NOT	20	0.9	02/05/94	3.21	144.8	2.91	2,3
		<i>V</i>		40	0.8		3.22	144.8	2.63	2,3
G 117-064	13.02	<i>I</i>	IAC80	30	2.0	07/06/95	≥ 25			
G 118-030	12.50	<i>I</i>	IAC80	70	2.2	29/07/94	19.5:	168:	7.3:	
							22.1:	285:	7.1:	
							23.97	133.5	5.88	3
		<i>I</i>		100	1.5	31/10/03	—	—	—	3
							—	—	—	3
							34.56	115.5		3
G 119-032	10.22	<i>I</i>	JKT	10	1.0	17/01/91	≥ 25			
		<i>R</i>		10	1.1		≥ 25			
		<i>I</i>	IAC80	120	1.9	17/02/94	≥ 25			
		<i>V</i>		180	2.0		≥ 25			
G 119-038	14.13	<i>I</i>	IAC80	300	2.1	05/02/94	≥ 25			
G 119-064	9.76	<i>I</i>	IAC80	10	1.6	05/01/94	≥ 25			
		<i>I</i>		180	1.6		≥ 25			
G 120-015	11.81	<i>I</i>	IAC80	200	1.8	06/06/95	21.93	187.3	3.00	1
G 120-050	11.51	<i>I</i>	JKT	30	1.8	19/03/91	16.04	135.3	6.74	2,3
		<i>R</i>		30	2.2		16:	135:	6.8:	2,3
		<i>I</i>	IAC80	10	1.5	07/01/94	≥ 25			
		<i>I</i>		180	1.7		16.64	133.3	6.60	2,3
		<i>V</i>		180	1.8		16.66	133.3	7.1:	2,3
G 120-067	13.32	<i>I</i>	JKT	60	1.6	20/02/91	≥ 25			
G 121-055	13.20	<i>I</i>	IAC80	180	2.2	06/02/94	≥ 25			
		<i>I</i>		300	2.0		≥ 25			
G 121-063	13.53	<i>I</i>	JKT	120	1.8	21/02/91	≥ 25			
G 122-043	12.02	<i>I</i>	IAC80	600	2.4	07/01/94	21.22	259.8	7.1:	1,2
		<i>R</i>		300	2.1		21.19	259.7	7.45:	1,2
G 122-057	8.36	<i>I</i>	IAC80	25	1.8	26/01/94	≥ 25			
G 122-069	12.42	<i>I</i>	JKT	30	1.5	20/03/91	15.14	200.3	4.12	2,3
		<i>R</i>		30	1.2		15.15	200.4	4.23	2,3
		<i>I</i>	NOT	20	1.3	02/05/94	14.50	200.1	4.11	2,3
		<i>V</i>		50	1.4		14.50	200.1	4.37	2,3
G 123-009	10.50	<i>I</i>	IAC80	120	1.9	26/01/94	≥ 25			
G 123-014	12.91	<i>I</i>	IAC80	300	1.7	06/02/94	≥ 25			
G 123-058	13.96	<i>I</i>	JKT	120	0.8	22/02/91	≥ 25			
		<i>R</i>		120	1.0		≥ 25			
G 124-004	13.46	<i>I</i>	IAC80	300	2.0	06/06/95	≥ 25			

Table 1. *Continued ...*

Object	V_p	Fil.	Tel.	Exp. (s)	FWHM (")	Date	ρ (")	PA (deg)	Δmag	Notes
G 124-030	15.45	<i>I</i>	IAC80	800	2.1	06/06/95	20.91	163.6	0.11	
G 124-035	14.81	<i>I</i>	IAC80	800	1.8	07/06/95	12.71	244.6	3.52	1
G 125-039	14.52	<i>I</i>	IAC80	600	1.8	07/06/95	4.25	139.2	2.64	1
							6.52	35.4	3.98	1
							9.18	254.5	4.37	
							9.88	106.2	3.89	
							10.64	249.1	2.74	1
							12.76	310.8	3.90	
							13.14	231.4	3.71	1
							13.57	144.7	4.01	
							13.85	178.0	4.14	
							14.97	262.2	2.13	1
							17.54	86.9	-0.60	1
							20.93	168.9	4.30	
							24.07	225.8	2.27	
							24.23	284.0	3.81	
G 125-064	10.11	<i>I</i>	IAC80	90	3.5	29/05/94	11.8:	144:	7.5:	1
							20.07	240.1	6.5:	1
G 126-008	8.55	<i>I</i>	IAC80	15	2.3	31/07/94	18.41	294.6	6.46	1,2
							18.92	71.8	2.88	1,2
		<i>R</i>		15	2.4		18.43	294.7	6.39	1,2
							18.86	71.8	3.00	1,2
G 126-010	11.83	<i>I</i>	IAC80	50	2.9	31/07/94	≥ 25			
G 126-024	13.38	<i>I</i>	IAC80	300	2.7	31/07/94	18.64	204.5	2.25	1,2
		<i>R</i>		300	2.6		18.60	204.9	2.37	1,2
G 126-036	9.95	<i>I</i>	IAC80	40	2.0	30/07/94	≥ 25			
G 126-052	11.02	<i>I</i>	IAC80	50	1.8	06/06/95	≥ 25			
G 126-056	11.73	<i>I</i>	IAC80	70	2.2	02/08/94	20.1::	296::	7::	1
G 126-062	9.47	<i>I</i>	IAC80	40	2.4	28/07/94	13.1::	306::	8::	1
		<i>I</i>		60			13.7:	306:	7.7:	1
		<i>R</i>		40	2.6		—	—	—	1
		<i>I</i>		5	1.1	03/08/94	13.2:	305.4:	7.8:	1
		<i>I</i>		30		06/10/94	13.28	306.2	8.33	1
		<i>R</i>		20			13.04	306.3	≥ 8	1
G 126-063	13.10	<i>I</i>	IAC80	60	2.5	28/07/94	≤ 4	90:		3
		<i>I</i>		200	2.5		≤ 4	90:		3
		<i>I</i>		60	1.4	19/10/03	—	—	—	3
							14.62	153.7	6.44	1
G 127-012	8.95	<i>I</i>	IAC80	15	1.8	01/08/94	≥ 25			
G 127-026	10.64	<i>I</i>	IAC80	30	2.4	31/07/94	≥ 20			
G 128-011	11.46	<i>I</i>	IAC80	20	2.1	15/07/95	≥ 25			
G 128-043	11.30	<i>I</i>	IAC80	70	2.1	01/08/94	12.2::	21::	7::	1
							14.9:	49:	6.3:	1
							24.40	86.2	5.91	1
G 128-045	11.75	<i>I</i>	IAC80	90	2.8	31/07/94	10.6:	259:	6.0:	
							16.86	69.2	1.63	1
G 128-058	12.08	<i>I</i>	IAC80	100	2.3	28/07/94	≥ 25			
		<i>R</i>		100	2.7		≥ 25			
G 128-064*	9.58	<i>I</i>	IAC80	15	2.0	01/08/94	20.0:	49:	7.6:	
G 128-077	13.36	<i>I</i>	IAC80	100	2.1	29/07/94	9.21	138.5	2.05	5
		<i>I</i>		120	2.2	30/07/94	9.22	138.7	2.10	5
							17::	311::	5::	2,3
		<i>I</i>		200	2.0	22/08/96	9.17	138.3	2.13	5
							17.24	308.5	5.24	2,3
		<i>V</i>		200	2.0		9.12	138.1	2.87	5
							17.26	309.1	5.11	2,3
		<i>R</i>		60	2.5	05/09/02	9.16	138.4	2.05	5
							18.75	306.6	5.39	2,3
		<i>I</i>		120	2.5		9.20	138.3	1.89	5

Table 1. *Continued ...*

Object	V_p	Fil.	Tel.	Exp. (s)	FWHM (")	Date	ρ (")	PA (deg)	Δmag	Notes
G 128-080	11.99	<i>I</i>	IAC80	80	2.4	29/07/94	18.55	306.4	5.10	2,3
		<i>R</i>		80	2.3		13.96	11.4	4.74	1,2
G 128-083	7.91	<i>I</i>	IAC80	5	2.4	02/08/94	≥ 25			
G 128-084	10.12	<i>I</i>	IAC80	45	2.3	30/07/94	≥ 25			
G 129-042	8.94	<i>I</i>	IAC80	20	2.1	30/07/94	≥ 25			
G 129-044	10.34	<i>R</i>	IAC80	40	2.3	29/07/94	≥ 25			
G 130-007	11.76	<i>I</i>	IAC80	30	1.5	07/06/95	21.00	125.7	5.01	1
G 130-010	9.13	<i>I</i>	IAC80	25	1.6	01/08/94	12.5:	127:	5.1:	1
G 130-032	8.50	<i>I</i>	IAC80	20	2.2	30/07/94	≥ 25			
G 130-041	13.23	<i>I</i>	IAC80	200	2.6	02/08/94	≥ 25			
		<i>I</i>		100	2.4	02/08/94	≥ 25			
G 130-065	11.62	<i>R</i>	IAC80	50	1.8	20/05/95	≥ 25			
		<i>I</i>		330	2.5	02/08/94	≥ 25			
G 131-078	15.00	<i>I</i>	IAC80	300	1.7	06/06/95	≥ 25			
		<i>I</i>		60	2.1	26/01/94	≥ 25			
G 135-016	10.16	<i>R</i>	IAC80	60	2.0		≥ 25			
		<i>V</i>		60	2.3		≥ 25			
		<i>I</i>		300	2.0	03/02/94	≥ 25			
G 135-040	12.47	<i>I</i>	IAC80	300	1.4	07/06/95	≥ 25			
G 137-086	13.06	<i>I</i>	IAC80	180	2.5	16/02/94	≥ 25			
G 137-087	12.88	<i>I</i>	IAC80	120	1.0	22/02/91	≥ 20			
		<i>R</i>		120	1.1		≥ 20			
G 138-016	15.31	<i>I</i>	IAC80	300	1.9	17/02/94	≥ 25			
		<i>V</i>		300	2.0		≥ 25			
G 139-008	11.48	<i>I</i>	IAC80	50	1.6	06/06/95	≥ 25			
G 139-016	12.61	<i>I</i>	IAC80	300	1.5	07/06/95	7.60	264.0	3.20	3
							9.1:	56:	7.9:	
							10.03	348.2	6.61	3
							10.59	112.5	4.78	2,3
							15.56	267.0	6.27	2,3
							15.66	197.8	6.84	1
							17.10	19.7	6.73	1
							7.52	266.7	3.21	3
							—	—	—	
							10.3::	353::	6::	3
							10.60	109.5	4.72	2,3
							15.8:	268:	6.1:	2,3
							—	—	—	1
							—	—	—	1
							7.55	266.5	3.61	3
—	—	—	3							
10.60	109.3	4.78	2,3							
15.82	268.0	5.95	2,3							
—	—	—	1							
—	—	—	1							
G 140-031	12.90	<i>I</i>	IAC80	150	1.8	27/07/94	19.0:	150:	5.8:	1
G 140-044	11.53	<i>I</i>	NOT	20	0.9	02/05/94	22.5:	318:	6.1:	1
		<i>V</i>		50	0.8		8.87	237.4	8.20	1,2
G 140-046	10.43	<i>I</i>	IAC80	100	1.8	27/07/94	8.88	237.1	8.15	1,2
		<i>R</i>		100	1.9		11.1:	202:	7.8:	1,2
G 141-015	13.07	<i>V</i>	NOT	50	2.0	03/05/94	11.2:	202:	7.9:	1,2
		<i>I</i>		120	0.8		9:	82:	7.1:	1
		<i>V</i>		120	1.2		—	—	—	—
G 141-019	10.57	<i>I</i>	IAC80	350	1.8	07/06/95	—	—	—	
		<i>I</i>		20	0.8	03/05/94	≥ 20			
<i>V</i>	50	0.9		≥ 20						

Table 1. *Continued ...*

Object	V_p	Fil.	Tel.	Exp. (s)	FWHM (")	Date	ρ (")	PA (deg)	Δmag	Notes					
G 142-044	11.15	<i>I</i>	IAC80	100	2.0	27/08/94	21.55	134.9	7.79	1					
		<i>I</i>	IAC80	20	1.9	15/07/95	7.0:	10:	6:						
							9.93	97.6	5.70	1					
							14.12	213.3	5.05	1					
							15.1:	162:	5.9:	1					
G 143-033	11.59	<i>I</i>	IAC80	20	2.0	15/07/95	17.95	335.8	6.17	1					
							20.7:	4:	5.8:						
							22.25	123.2	4.81	1					
							2.7:	309:	0:	1					
							16.2:	312:	5.4:	1					
G 143-043	10.75	<i>I</i>	IAC80	40	1.8	01/08/94	22.0:	263:	5.5:	1					
							23.92	353.3	3.52	1					
							2.8:	311:	0:	1					
							16.3:	312:	5.4:	1					
							22.2:	263:	5.3:	1					
G 144-009	11.66	<i>I</i>	IAC80	60	1.7	01/08/94	23.96	353.0	3.49	1					
							10.:	264:	7.4:	1					
							14.99	332.9	3.52	1					
							18.86	113.8	2.74	1					
							21:	45:	7.9:	1					
G 144-028	12.93	<i>I</i>	IAC80	300	1.3	07/06/95	9.6:	263:	8.:	1					
							15.03	332.8	3.71	1					
							18.85	113.7	2.70	1					
							20.7:	45:	7.5:	1					
							6.87	198.2	7.12	1					
G 144-033	10.09	<i>I</i>	IAC80	40	1.8	01/08/94	10.70	261.6	5.23	1					
							23.17	170.2	7.09	1					
							24.03	337.3	7.03	1					
							24.08	163.8	3.45	1					
							13:	222:	6.5:	1					
G 146-056	13.24	<i>I</i>	IAC80	600	2.2	06/06/95	15.52	165.5	4.71	1					
							18.94	39.1	4.39	1					
							24.11	56.3	6.10	1					
							24.92	176.6	2.04	1					
							10.7.:	349.:	≥ 8	1					
G 146-069	13.60	<i>I</i>	IAC80	600	1.8	06/06/95	18.14	335.7	4.95	1					
							≥ 25								
							≥ 25								
							≥ 25								
							≥ 25								
G 147-018	12.02	<i>I</i>	JKT	60	1.7	20/02/91	≥ 25								
							≥ 25								
							≥ 25								
							≥ 25								
							≥ 25								
G 147-050	13.19	<i>I</i>	IAC80	180	2.1	05/02/94	7.53	181.3	5.10	1					
							<i>R</i>	180	2.0	7.52	181.3	5.74	1		
							<i>V</i>	180	2.5	7.5:	181:	6.1:	1		
							<i>I</i>	300	1.7	06/02/94	7.93	180.1	4.94	1	
							<i>R</i>	300	1.8	7.92	180.1	5.62	1		
G 147-054	12.95	<i>I</i>	IAC80	400	2.0	06/06/95	7.9:	180:	6.5:	1					
							7.96	357.8	3.65	1					
							7.93	357.7	3.62	1					
							≥ 25								
							≥ 25								
G 149-096	13.66	<i>I</i>	JKT	60	0.7	22/02/91	≥ 25								
							≥ 25								
							≥ 25								
							≥ 25								
							≥ 25								
G 150-050	12.47	<i>I</i>	IAC80	300	2.1	26/01/94	≥ 25								
							≥ 25								
							≥ 25								
							≥ 25								
							≥ 25								
G 152-035	12.15	<i>I</i>	JKT	30	1.4	20/02/91	18.73	348.5	0.53	3					
							<i>R</i>	30	1.3	18.74	348.5	0.49	3		
							<i>V</i>	IAC80	40	1.4	24/01/04	17.95	4.2	0.55	3
							≥ 25								
							≥ 25								
G 153-021	10.19	<i>I</i>	IAC80	35	1.6	07/06/95	16.52	3.0	5.84	1					
							≥ 25								
							≥ 25								
							≥ 25								
							≥ 25								
G 153-064	11.44	<i>I</i>	IAC80	125	1.7	06/06/95	≥ 25								
							≥ 25								
							≥ 25								
							≥ 25								
							≥ 25								
G 153-067*	9.63	<i>I</i>	IAC80	20	2.1	06/05/94	≥ 25								
							≥ 25								
							≥ 25								
							≥ 25								
							≥ 25								
G 154-021	9.66	<i>I</i>	IAC80	20	2.6	06/05/94	≥ 25								
							≥ 25								
							≥ 25								
							≥ 25								
							≥ 25								
G 154-037	13.87	<i>I</i>	IAC80	200	2.0	06/06/95	21.22	124.9	6.10						

Table 1. *Continued ...*

Object	V_p	Fil.	Tel.	Exp. (s)	FWHM (")	Date	ρ (")	PA (deg)	Δmag	Notes
							22.86	207.7	7.52	
G 156-007	11.82	<i>I</i>	IAC80	20	2.0	15/07/95	≥ 25			
G 157-021	9.27	<i>I</i>	IAC80	10	1.3	03/08/94	≥ 25			
G 157-072	15.72	<i>I</i>	IAC80	30	1.4	03/08/95	≥ 25			
G 157-093	10.12	<i>I</i>	IAC80	15	1.4	03/08/94	≥ 25			
G 158-021	8.59	<i>I</i>	IAC80	5	1.1	03/08/94	≥ 25			
G 158-100	14.89	<i>I</i>	IAC80	150	1.9	03/08/94	≥ 25			
G 161-009	13.74	<i>I</i>	IAC80	300		04/05/94	11.04	94.7	5.0:	1
							15.97	315.0	1.96	1
		<i>I</i>		600			11.28	95.9	5.45	1
							15.99	315.0	1.97	1
G 161-059	11.52	<i>I</i>	IAC80	120		04/05/94	19.64	358.5	4.12	1
G 161-079	13.86	<i>I</i>	JKT	30	0.8	21/02/91	≥ 25			
		<i>V</i>		30	0.8		≥ 25			
G 161-082	11.99	<i>I</i>	IAC80	60		04/05/94	≥ 25			
G 163-056	14.10	<i>I</i>	IAC80	300	2.1	05/02/94	≥ 25			
		<i>R</i>		300	2.5		≥ 25			
G 163-063	12.70	<i>I</i>	IAC80	30	1.9	07/06/95	≥ 25			
G 164-005	12.10	<i>I</i>	IAC80	300	1.9	26/01/94	≥ 25			
G 164-061	13.49	<i>I</i>	IAC80	600	1.7	06/06/95	20.53	141.5	5.43	1
G 164-069	12.65	<i>I</i>	JKT	20	0.9	22/02/91	≥ 25			
		<i>R</i>		20	1.0		≥ 25			
G 165-024	12.01	<i>I</i>	JKT	20	0.9	22/02/91	≥ 25			
		<i>R</i>		20	0.9		≥ 25			
G 165-039	10.06	<i>I</i>	IAC80	180	1.7	07/01/94	≥ 25			
G 166-037	12.66	<i>I</i>	JKT	5	1.2	22/02/91	≥ 25			
		<i>R</i>		5	1.2		≥ 25			
		<i>I</i>	IAC80	30	1.9	07/06/95	≥ 25			
G 166-045	9.72	<i>I</i>	IAC80	30	3.1	26/01/94	≥ 25			
G 166-047	12.04	<i>I</i>	IAC80	200	2.0	07/06/95	22.4:	204:	6.6:	
G 166-054	11.05	<i>I</i>	IAC80	150	1.5	07/06/95	≥ 25			
G 167-050	13.55	<i>I</i>	JKT	60	0.9	22/02/91	≥ 25			
		<i>I</i>		180	1.6	05/05/93	≥ 20			
		<i>V</i>		360	1.6		≥ 20			
G 168-026	11.19	<i>I</i>	IAC80	30	1.6	07/06/95	≥ 25			
G 168-042	11.51	<i>I</i>	JKT	30	2.6	18/03/91	12.29	338.6	3.60	1,2
							16.62	164.9	4.31	1,2,3
		<i>R</i>		30	2.6		12.22	338.6	3.60	1,2
							16.59	165.1	4.26	1,2,3
		<i>V</i>		30	2.6		12.29	338.4	3.72	1,2
							16.58	165.3	4.20	1,2,3
		<i>V</i>		240	1.7	06/05/93	15.71	161.4	4.21	1,2,3
G 169-004	12.89	<i>I</i>	IAC80	300	1.6	06/06/95	16.90	149.1	5.82	1
G 169-021	12.11	<i>I</i>	JKT	30	1.2	20/03/91	19.79	100.1	4.91	1,2
		<i>V</i>		30	1.2		19.78	100.1	4.88	1,2
G 169-028	11.26	<i>I</i>	IAC80	100	1.5	07/06/95	18.5:	188:	8.4:	1
							23.78	38.9	5.88	1
G 169-044	11.75	<i>I</i>	IAC80	30	2.3	17/02/94	≥ 25			
G 170-021	12.58	<i>I</i>	IAC80	100	2.0	27/07/94	15.8:	311:	6.2:	1
		<i>I</i>		300	2.0		15.80	310.2	6.12	1
		<i>R</i>		100	2.0		15.8::	309::	7.3::	1
		<i>V</i>		100	2.0		—	—	—	1
G 170-047	8.95	<i>I</i>	IAC80	5	1.4	06/06/95	≥ 25			
G 170-056	9.77	<i>I</i>	NOT	5	0.8	02/05/94	9.92	202.1	8.01	1,2
		<i>V</i>		12	0.9		9.91	202.1	8.28	1,2
G 171-003	7.14	<i>I</i>	IAC80	5	2.3	02/08/94	≥ 25			
G 171-015	11.55	<i>I</i>	IAC80	35	1.4	03/08/94	≥ 25			
		<i>R</i>		35	1.3		≥ 25			
G 171-023	13.24	<i>I</i>	IAC80	100	1.7	29/07/94	7.20	28.2	0.70	1

Table 1. *Continued ...*

Object	V_p	Fil.	Tel.	Exp. (s)	FWHM (")	Date	ρ (")	PA (deg)	Δmag	Notes					
G 171-050	13.08	<i>R</i>	IAC80	100	1.8	02/08/94	7.23	27.9	0.78	1					
		<i>I</i>		200	2.9		8.6:	7:	5.0:	2,3					
		<i>I</i>		290	2.6		22.44	268.3	4.06	4					
		<i>I</i>		40			8.69	7.5	4.30	2,3					
		<i>I</i>		250	2.0		22.48	268.8	4.26	4					
		<i>I</i>					17/07/95	8.5:	6:	5.1:	2,3				
		<i>I</i>					22/08/96	8.90	4.6	4.90	2,3				
		<i>I</i>						22.54	268.1	4.34	4				
		<i>I</i>						22.82	107.6	5.92	1				
		<i>I</i>					120	2.6	03/10/02	9.84	356.7	4.94	2,3		
G 171-064	7.39	<i>I</i>	IAC80	100	2.9	02/08/94	9.95	357.6	4.27	2,3					
		<i>R</i>		100	2.9		22.54	268.4	4.72	4					
		<i>V</i>		200	2.9		10.03	357.6	4:	2,3					
		<i>I</i>		4	2.3		22.59	268.7	5.25	4					
		G 172-016		10.97	<i>I</i>		IAC80	50	2.6	02/08/94	≥ 25				
					<i>R</i>			50	2.6		8.23	154.2	4.91	5	
					<i>R</i>			40	1.7		20/05/95	8.35	154.8	5.35	5
					<i>R</i>			40	1.9		8.30	154.6	5.35	5	
					<i>I</i>			20	1.9		17/07/95	8.37	154.5	4.92	5
					<i>I</i>			20	2.2		22/08/96	8.29	154.6	4.80	5
<i>V</i>	20		2.1		8.33	154.5		5.85	5						
<i>I</i>	120		2.5		08/09/02	8.35		154.8	4.73		5				
G 172-021	12.41	<i>I</i>	IAC80	100	1.4	03/08/94	≥ 25								
G 172-024	9.64	<i>I</i>	IAC80	10	1.4	03/08/94	16.78	204.8	8.34	1					
G 172-038	11.08	<i>I</i>	IAC80	25	1.3	03/08/94	3.48	11.5	4.29	1,2					
		<i>R</i>		25	1.3		6.20	105.2	6.65	1,2					
		<i>R</i>		25	1.3		3.50	11.3	4.07	1,2					
G 172-058	10.17	<i>I</i>	IAC80	15	1.4	03/08/94	6.18	106.3	6.7:	1,2					
G 172-061*	11.00	<i>I</i>	IAC80	30	1.4	03/08/94	≥ 25			1					
G 173-002	10.05	<i>I</i>	IAC80	15	1.3	03/08/94	14.63	155.7	4.09						
		<i>I</i>		15	1.3		26/11/03	21.52	38.2		4				
		<i>R</i>		15	1.3		26/11/03	22.51	34.7	2.82	4				
		<i>R</i>		15	1.5		26/11/03	22.51	34.6	3.63	4				
		<i>V</i>		15	1.4		26/11/03	22.50	34.5	4.16	4				
G 176-027	11.30	<i>I</i>	JKT	10	2.5	20/02/91	22.51	34.7	2.82	4					
G 176-046	12.59	<i>I</i>	JKT	30	1.7	21/02/91	≥ 25								
		<i>V</i>		30	1.2		4.54	153.1	3.86	4					
		<i>I</i>		80	1.8		4.70	153.1	4.80	4					
		<i>I</i>		120	1.6		05/05/93	4.72	150.0	3.79	4				
		<i>V</i>		160	1.9		4.74	150.2	3.81	4					
		<i>V</i>		160	1.8		4.40	153.0	4.73	4					
		<i>V</i>		160	1.8		4.69	149.4	4.75	4					
		<i>I</i>		10	0.8		02/05/94	4.80	152.9	3.97	4				
		<i>I</i>		20	0.7		4.81	152.8	3.96	4					
		<i>V</i>		40	1.2		4.72	153.5	5.15	4					
		<i>I</i>		5	0.4		07/11/94	4.85	152.7	3.85	4				
		<i>I</i>		5	0.5		4.81	152.9	4.03	4					
		<i>R</i>		10	0.5		4.83	152.2	4.76	4					
<i>V</i>	10	0.5	4.80	152.1	5.0:	4									
G 176-053	9.92	<i>I</i>	IAC80	10	1.7	05/01/94	4.80	152.1	5.0:	4					
G 176-055	13.15	<i>I</i>	IAC80	600	1.8	06/06/95	≥ 25								
G 177-066	13.15	<i>I</i>	IAC80	300	2.3	03/02/94	≥ 25								
		<i>R</i>		300	2.5		≥ 25								
		<i>I</i>		400	2.0		07/06/95	≥ 25							
G 178-009	13.79	<i>I</i>	JKT	60	0.9	22/02/91	≥ 25								
		<i>R</i>		60	1.0		≥ 25								
G 178-027	11.23	<i>I</i>	IAC80	200	1.8	07/06/95	≥ 25								
G 178-041	12.66	<i>I</i>	IAC80	200	1.8	07/06/95	≥ 25								

Table 1. *Continued ...*

Object	V_p	Fil.	Tel.	Exp. (s)	FWHM (")	Date	ρ (")	PA (deg)	Δ mag	Notes
G 178-056	11.90	<i>R</i>	JKT	20	1.2	20/03/91	7.80	181.8	2.13	2,3
		<i>I</i>		60	1.6	05/05/93	7.38	177.6	2.13	2,3
		<i>V</i>		100	1.6		7.39	177.6	2.12	2,3
		<i>I</i>	NOT	10	1.5	02/05/94	7.18	179.2	2.16	2,3
		<i>I</i>		25	0.8		7.18	179.1	2.14	2,3
		<i>V</i>		30	0.8		7.18	179.1	2.15	2,3
G 179-022	10.69	<i>I</i>	IAC80	30	1.6	07/06/95	17.80	291.6	4.98	1
G 179-054	13.51	<i>I</i>	IAC80	60	1.8	15/02/94	7.01	345.1	1.98	2,3
		<i>V</i>		20	1.9		7.00	345.0	1.87	2,3
		—		240	2.2	22/08/96	6.62	349.2	—	2,3
G 180-024		<i>I</i>	IAC80	30		04/05/94	24.52	296.1	6.09	1
		<i>I</i>		30			24.44	296.0	6.09	1
G 180-058	11.31	<i>I</i>	JKT	20	2.6	18/03/91	22.07	4.9	3.41	3
		<i>R</i>		20	2.6		22.21	4.6	4.87	3
		<i>V</i>		20	2.6		21.90	4.5	5.5	3
		<i>I</i>	30	1.5	20/03/91	21.71	4.8	3.52	3	
		<i>I</i>	NOT	10	0.6	03/05/94	24.40	7.8	3.70	3
G 181-019	12.63	<i>I</i>	IAC80	120	2.2	17/02/94	≥ 25			
		<i>V</i>		180	2.1		≥ 25			
G 181-028	12.02	<i>I</i>	IAC80	30	1.5	07/06/95	≥ 25			
G 181-045	12.31	<i>I</i>	JKT	30	1.3	21/03/91	≥ 25			
		<i>R</i>		30	1.2		≥ 25			
G 182-031	10.37	<i>I</i>	IAC80	30	1.6	06/06/95	24.6:	81:	7.8:	1
G 182-032	11.99	<i>I</i>	IAC80	150	1.4	06/06/95	17.93	120.0	5.69	1
							18.74	70.5	5.80	1
							23.75	25.7	7.35	1
							20.9:	208:	7.2:	1
							23.4:	300:	8:	1
G 183-011	9.71	<i>I</i>	JKT	13	1.7	05/05/93	19.16	30.5	2.23	1,2
		<i>V</i>		15	2.0		19.16	30.5	2.28	1,2
G 184-004	13.56	<i>I</i>	NOT	60	0.7	02/05/94	3.67	165.6	5.40	1,2
		<i>V</i>		120	1.0		3.43	165.8	5.3:	1,2
G 184-007	14.43	<i>I</i>	NOT	60	0.6	03/05/94	≥ 25			
		<i>V</i>		400	0.9		≥ 25			
G 184-017	14.10	<i>I</i>	IAC80	150	1.6	06/06/95	17.00	100.6	2.72	1
							20:	36:	4.7:	1
							17.11	99.2	2.70	1
							20.37	36.0	4.81	1
							17.16	99.2	2.89	1
G 184-020	12.61	<i>I</i>	IAC80	100	1.5	07/06/95	5.23	123.6	5.56	3
							7.62	48.2	4.25	3
							12.71	25.6	4.93	3
							17.58	155.8	2.14	3
							18.93	230.6	0.59	3
							4.98	121.0	5.77	3
							7.92	46.7	4.34	3
							13.10	25.1	4.99	3
							17.28	154.6	2.34	3
							18.61	231.0	0.69	3
G 184-032	12.56	<i>I</i>	IAC80	200	2.0	28/07/94	6.43	130.9	5.43	3
							10.86	30.6	4.67	3
							16.60	245.3	5.63	3
							21.65	48.7	4.29	3
							5.03	121.0	5.70	3
							7.88	46.4	4.59	3
							13.12	25.0	5.50	3
							17.28	154.6	2.67	3

Table 1. *Continued ...*

Object	V_p	Fil.	Tel.	Exp. (s)	FWHM ($''$)	Date	ρ ($''$)	PA (deg)	Δ mag	Notes
		<i>R</i>		200	2.0	28/07/94	23.19 6.5:	140.5 131:	6.03 6.1:	3 3
							10.86	30.4	5.02	3
							16.55	245.0	5.51	3
							21.67	49.0	4.47	3
							23.26	140.2	5.94	3
		<i>V</i>		200	2.2	28/07/94	—	—	—	3
							10.75	30.7	5.29	3
							16.68	245.3	5.65	3
							21.67	48.9	4.61	3
							23.3:	140:	6.0:	3
		<i>I</i>		200	1.5	07/06/95	6.46	130.4	5.45	3
							11.06	30.6	4.70	3
							16.54	245.8	5.49	3
							21.87	49.0	4.46	3
							23.01	139.3	5.77	3
		<i>I</i>		120	2.2	28/06/95	6.0:	132:	5.5:	3
							11.1:	31:	4.7:	3
		<i>I</i>		120	3.5	20/09/02	—	—	—	3
							12.77	28.3	4.50	3
							14.86	250.0	5.77	3
							23.63	46.0	4.28	3
							22.4::	133::	6.0:	3
		<i>I</i>		120	3.2	18/11/02	5.01	111.8	4.83	3
							12.73	27.0	4.01	3
							15.13	251.5	5.00	3
							23.59	46.1	3.74	3
							22.08	135.1	5.13	3
G 185-024	14.44	<i>I</i>	IAC80	200	3.8	29/05/94	≥ 25			
G 186-018	11.39	<i>I</i>	IAC80	50	2.1	01/08/94	12.93	161.1	5.29	3
							14.8:	288:	7::	3
		<i>R</i>	IAC80	50	2.5	01/08/94	12.94	161.0	6.01	3
							—	—	—	3
		<i>I</i>	IAC80	150	1.6	07/06/95	12.97	162.3	5.27	3
							14.70	286.4	7.47	3
							18.3:	189:	7.9:	
							24.5:	259:	8:	
G 186-026	10.82	<i>R</i>	NOT	6	0.5	28/05/94	5.92	132.4	8.24	
							8.07	36.2	6.72	
		<i>I</i>	IAC80	200	3.8	29/05/94	≥ 25			
G 187-018	10.19	<i>I</i>	IAC80	40	2.2	01/08/94	14.77	85.6	7.69	
							19.12	305.2	6.30	1
							24.87	114.7	3.02	1
		<i>R</i>		40	2.0		14.77	85.3	8.03	
							19.49	304.3	6.37	1
							24.87	114.4	3.43	1
G 187-024	13.32	<i>I</i>	IAC80	150	2.3	30/07/94	12.69	47.5	4.40	1
							17.5:	292:	4.7:	1
							18.59	30.2	2.60	1
G 187-040	10.51	<i>I</i>	IAC80	80	2.4	30/07/94	13.09	4.7	3.41	1,2
		<i>R</i>		80	2.2		13.17	4.2	3.40	1,2
G 188-006	8.09	<i>I</i>	IAC80	10	2.7	31/07/94	≥ 25			
G 188-020	12.66	<i>I</i>	IAC80	110	2.1	30/07/94	14.11	25.8	3.90	1
							15.81	239.2	5.48	1
							17.22	168.6	5.35	1
							19.39	108.0	5.77	1
		<i>I</i>		70	2.1	30/07/94	14.09	26.0	3.98	1
							15.7:	239:	5.3:	1
							17.2:	168:	5.3:	1

Table 1. *Continued ...*

Object	V_p	Fil.	Tel.	Exp. (s)	FWHM (")	Date	ρ (")	PA (deg)	Δ mag	Notes
G 188-022	10.05	<i>I</i>	IAC80	30	2.4	31/07/94	19.6:	108:	5.9:	1
				50	2.5		5.02	306.9	5.54	5
				50	2.6		5.12	309.6	5.45	5
				30	2.6	30/10/02	5.09	308.4	5.43	5
				15	2.6		5.72	305.2	5.39	5
				30	2.6		5.58	305.7	6.21	5
G 188-029	9.13	<i>I</i>	IAC80	40	2.4	31/07/94	14.08	23.8	≥ 8	1
							18.79	207.0	≥ 8	1
G 188-030	11.03	<i>I</i>	IAC80	100	2.5	28/07/94	19.6::	169::	7.5::	1
							23.98	133.4	5.85	1
							19.6::	168::	7.7::	1
				100	2.4	28/07/94	24.01	133.5	5.94	1
							—	—	—	1
							23.8::	133::	6.5::	1
G 189-050	12.69	<i>I</i>	IAC80	260	3.3	31/07/94	≥ 25			
G 190-010	11.22	<i>I</i>	IAC80	100	2.0	29/07/94	21.37	332.6	6.80	1
G 190-015	11.05	<i>I</i>	IAC80	100	2.1	29/07/94	≥ 25			
G 194-037	15.31	<i>I</i>	IAC80	60	2.4	05/02/94	19.72	48.6	1.86	4
				60	2.3		19.70	47.8	2.53	4
				60	3.2	20/11/02	19.68	48.2	1.99	4
				60	3.2		19.55	47.8	2.63	4
				60	2.6	28/12/02	19.68	48.0	2.70	4
G 195-034	11.78	<i>I</i>	JKT	20	1.1	17/01/91	≥ 25			
				20	1.2		≥ 25			
G 195-035	13.16	<i>I</i>	IAC80	180	2.0	06/02/94	10.06	104.7	2.69	1
				180	2.0		10.05	104.7	2.86	1
				180	2.2	05/05/94	10.05	104.7	2.71	1
				180	2.3		10.03	104.7	2.88	1
				180	2.3		10.02	104.7	3.11	1
G 195-045	12.84	<i>I</i>	JKT	60	1.8	20/02/91	≥ 25			
				60	1.6		≥ 25			
G 196-047	12.58	<i>I</i>	JKT	60	1.0	16/01/91	15.51	150.4	7.53	1
				180	1.6	05/01/94	≥ 25			
G 196-048	10.36	<i>I</i>	IAC80	50	1.9	06/06/95	≥ 25			
G 197-030	13.51	<i>I</i>	IAC80	180	2.1	05/02/94	≥ 25			
				180	2.1		≥ 25			
G 197-049	9.86	<i>I</i>	IAC80	15	2.4	15/02/94	14.68	9.4	2.71	4
				15	2.6		14.68	9.4	3.72	4
G 199-020	11.29	<i>I</i>	IAC80	200	1.9	07/06/95	≥ 25			
G 199-066	12.68	<i>I</i>	IAC80	600	1.6	06/06/95	≥ 25			
G 201-005	11.52	<i>I</i>	IAC80	180	1.9	03/02/94	≥ 25			
				200	1.4	07/06/95	≥ 25			
G 201-044	10.52	<i>I</i>	IAC80	25	1.6	07/06/95	≥ 25			
G 202-019	13.41	<i>I</i>	IAC80	180	2.1	16/02/94	≥ 25			
				180	2.3		≥ 25			
G 202-043	12.18	<i>I</i>	IAC80	200	1.5	07/06/95	16.46	286.8	6.00	1
							17.1:	342:	7.4:	1
G 202-065	11.22	<i>I</i>	IAC80	100	1.4	07/06/95	≥ 25			
G 203-068	14.33	<i>I</i>	IAC80	700	1.4	07/06/95	14.16	296.9	2.73	1
							22.51	49.1	0.64	1
							24.8:	190:	5.8:	1
G 204-020	13.52	<i>I</i>	IAC80	400	1.6	06/06/95	22.56	123.8	5.64	1
							24.82	141.7	4.37	1
G 204-049	10.85	<i>I</i>	NOT	20	0.8	03/05/94	2.8:	72:	3.0:	5
				50	0.9		2.7:	72:	4.3:	5
				40	1.7	20/06/95	2.7:	72:	3.7:	5
G 205-042	9.95	<i>I</i>	IAC80	30	1.4	07/06/95	2.5:	72:	3.3:	5
				30	2.4	05/05/94	17.90	64.7	7.5:	1

Table 1. *Continued ...*

Object	V_p	Fil.	Tel.	Exp. (s)	FWHM (")	Date	ρ (")	PA (deg)	Δmag	Notes
G 206-001	12.44	<i>I</i>	IAC80	40	2.3	06/05/94	17.88	64.7	7.7:	1
		<i>I</i>		150	1.4	06/06/95	20.36	16.0	7.71	1
G 206-020	12.86	<i>I</i>	IAC80	150	1.6	06/06/95	23.94	109.8	5.37	1
							16.74	115.7	6.08	1
G 206-023	12.09	<i>I</i>	IAC80	100	1.6	06/06/95	17.84	4.7	6.12	1
							23.54	264.0	6.24	1
G 206-034	11.40	<i>I</i>	IAC80	100	2.0	27/07/94	≥ 25			
G 209-020	9.06	<i>I</i>	IAC80	30	2.1	01/08/95	9.4:	319:	6.9:	2,3
							23.54	51.3	6.47	2,3
							9.5:	319:	7:	2,3
							23.69	50.6	6.70	2,3
							9.5:	318:	7:	2,3
							23.7:	52:	6.8:	2,3
							9.6:	320:	6.8:	2,3
							9.49	318.7	6.99	2,3
							9.73	321.1	6.90	2,3
							11.48	125.1	6.82	1
G 210-012	9.26	<i>I</i>	IAC80	30	2.0	01/08/94	14.87	130.6	7.42	1
							17.45	90.0	6.91	1
							23.76	49.6	6.50	2,3
							13.5:	30:	7.9:	1
G 210-016	12.33	<i>I</i>	IAC80	100	2.0	01/08/94	13.99	186.5	5.94	
							20.2:	90:	8.1:	1
							16.2:	11:	≥ 8	
							21.76	265.8	6.85	1
G 210-033	11.20	<i>I</i>	IAC80	70	2.0	01/08/94	22.51	120.3	7.76	1
							≤ 3	270	—	1
							12.43	305.1	5.45	1
							13.5:	133:	6.2:	1
							19.65	38.6	4.80	1
							24.01	230.6	4.72	1
							≤ 3	270	—	1
							12.5:	306:	6.7:	1
							13.4:	132:	7.6:	1
							19.58	38.5	5.68	1
G 211-005*	9.62	<i>I</i>	IAC80	50	3.0	29/07/94	23.95	230.6	5.57	1
							11.3:	117:	7.1:	1
							12.59	237.0	5.31	1
							20.92	68.1	5.93	1
							21.5:	7:	7:	1
							11.4:	117:	7.2:	1
G 212-007	10.27	<i>I</i>	IAC80	35	1.2	07/06/95	12.54	237.1	5.36	1
							20.94	68.1	6.07	1
							21.8:	7:	6.7:	1
							10.35	300.5	3.90	1
							19.29	249.4	3.68	1
							21.67	167.6	5.97	1
G 212-039	7.92	<i>I</i>	IAC80	5	3.6	31/07/94	24.77	108.4	5.41	1
							10.34	300.5	3.87	1
							19.28	249.8	3.87	1
							21.49	167.7	6.32	1
							24.73	108.5	5.42	1
							11.9:	124:	8.2:	1
G 212-007	10.27	<i>I</i>	IAC80	35	1.2	07/06/95	12.9:	219:	8.1:	1
							14.0:	269:	8.4:	1
							14.1:	288:	8.6:	
							18.49	140.9	7.64	1
							22.88	346.2	7.18	1
							5.4:	54:	6.9:	

Table 1. *Continued ...*

Object	V_p	Fil.	Tel.	Exp. (s)	FWHM ($''$)	Date	ρ ($''$)	PA (deg)	Δ mag	Notes					
G 212-055	14.15	<i>I</i>	IAC80	100	2.1	29/07/94	6.80	328.3	3.94	3					
							15.60	60.8	4.16	1					
							22.7:	18:	4.5:	1					
G 214-001	12.08	<i>I</i>	IAC80	100	2.1	17/07/95	7.05	328.6	4.04	3					
							<i>I</i>	IAC80	100	2.0	29/07/94	5.15	352.8	4.59	5
												15.63	77.1	5.47	2,3
		16.07	42.5	5.94	2,3										
		<i>R</i>	IAC80	100	2.1	29/07/94	—	—	—	3					
							19.20	331.8	5.73	3					
							5.13	352.2	4.95	5					
		<i>I</i>	IAC80	100	2.0	17/07/95	15.60	76.9	5.41	2,3					
							16.04	42.7	5.87	2,3					
							—	—	—	3					
		<i>I</i>	IAC80	100	2.0	17/07/95	19.25	331.8	6.00	3					
							5.17	353.2	4.58	5					
							15.38	76.4	5.40	2,3					
		<i>I</i>	IAC80	300	2.5	22/08/96	16.01	42.0	6.09	2,3					
							19.6:	117:	6.9:	3					
19.27	331.0						5.91	3							
<i>I</i>	IAC80	300	2.5	22/08/96	5.10	354.0	4.59	5							
					15.21	76.0	5.39	2,3							
					15.77	41.6	5.99	2,3							
<i>V</i>	IAC80	200	2.5	22/08/96	—	—	—	3							
					19.32	331.3	5.71	3							
					5.15	353.0	5.74	5							
<i>V</i>	IAC80	200	2.5	22/08/96	15.24	76.5	5.54	2,3							
					15.75	41.4	6.03	2,3							
					—	—	—	3							
<i>I</i>	IAC80	120	2.7	11/09/02	19.39	330.7	6.28	3							
					5.22	352.0	4.48	5							
					14.04	75.1	5.30	2,3							
<i>I</i>	IAC80	120	2.7	11/09/02	15.05	37.9	5.94	2,3							
					18.19	119.9	7.06	3							
					20.20	327.7	5.83	3							
<i>V</i>	IAC80	120	2.8	11/09/02	5.3:	354:	—	5							
					14.03	75.4	5.52	2,3							
					15.05	37.7	6.20	2,3							
<i>I</i>	IAC80	120	2.8	11/09/02	—	—	—	3							
					20.13	327.8	6.39	3							
					5.23	353.1	—	3							
G 214-005	11.53	<i>I</i>	IAC80	70	2.0	29/07/94	13.90	74.85	—	2,3					
							10.09	3.8	4.25	1					
							16.95	181.6	5.69	1					
<i>R</i>	IAC80	70	2.1	29/07/94	18.4:	95:	6.7:	1							
					10.08	4.0	4.33	1							
					16.94	181.7	5.73	1							
G 215-047	12.18	<i>I</i>	IAC80	100	1.7	29/07/94	18.29	94.5	6.64	1					
							10.32	301.3	6.15	1					
							13.15	93.1	5.95	1					
<i>R</i>	IAC80	100	1.8	29/07/94	13.65	349.6	4.67	1							
					13.89	49.6	3.27	1							
					20.31	48.4	6.16	1							
<i>R</i>	IAC80	100	1.8	29/07/94	20.90	90.5	6.06	1							
					10.28	301.9	6.49	1							
					13.19	93.1	6.28	1							
<i>R</i>	IAC80	100	1.8	29/07/94	14.14	349.5	4.68	1							
					13.89	49.4	4.16	1							
					—	—	—	1							
<i>R</i>	IAC80	100	1.8	29/07/94	21.01	90.2	6.39	1							
					—	—	—	1							

Table 1. *Continued ...*

Object	V_p	Fil.	Tel.	Exp. (s)	FWHM ($''$)	Date	ρ ($''$)	PA (deg)	Δ mag	Notes			
G 216-045	11.24	<i>I</i>	IAC80	70	1.9	29/07/94	3.7:	97:	2.9:	3			
							12.54	190.6	6.71	3			
							14.8:	42:	6.9:	3			
							19.45	111.3	6.95	3			
							31.21	44.1	6.18	5			
		<i>I</i>		100	2.0	16/10/03	—	—	—	3			
							13.59	197.3	6.21	3			
							13.18	37.8	6.90	3			
							18.11	115.3	6.63	3			
							31.43	44.0	6.22	5			
<i>R</i>		80	2.0	16/10/03	31.47	43.8	7.49	5					
					<i>V</i>	100	1.9	16/10/03	31.5:	43.5:	8.56	5	
					<i>V</i>	100	1.7	14/11/03	31.12	43.6	8.96	5	
					<i>I</i>	IAC80	200	1.8	29/07/94	12.86	57.4	3.04	3
										16.7:	74:	5.7:	
G 216-052	13.69	<i>R</i>		200	1.9		18.3:	111:	5.7:	1			
							12.86	57.4	2.97	3			
							—	—	—				
							18.4::	111::	5.7::	1			
							13.05	57.9	3.01	3			
		<i>I</i>	IAC80	30	1.1	07/06/95	≥ 25						
							100	2.7	31/07/94	≥ 25			
		<i>I</i>	IAC80	70	1.8	01/08/94				12.34	200.7	5.00	4
							100	2.2	16/10/03	12.35	201.1	4.95	4
							80	2.2	16/10/03	12.42	200.8	6.06	4
100	2.3						16/10/03	12.32	200.6	6.85	4		
100	2.3						16/10/03	12.32	200.6	6.85	4		
G 217-008	10.47	<i>I</i>	IAC80	70	1.6	29/07/94	10.8::	47::	8::	1			
							13::	307::	7.7::	1			
							16.52	51.0	6.45	1			
							18.97	100.7	4.39	1			
							—	—	—	1			
		<i>R</i>		70	1.6	29/07/94	13::	307::	7.8::	1			
							16.50	51.0	6.90	1			
							18.98	100.7	4.39	1			
							13.56	104.7	4.43	1			
							23.7:	166:	8:	1			
G 217-024	7.68	<i>I</i>	IAC80	5	2.1	02/08/94	13.56	104.7	4.43	1			
							23.7:	166:	8:	1			
		<i>R</i>		5	2.3		13.50	105.0	5.20	1			
							23::	166::	9::	1			
							23::	166::	9::	1			
G 217-030	10.44	<i>I</i>	IAC80	35	1.7	01/08/94	11.4:	174:	7.8:	1			
							12.20	47.8	6.98	1			
							20.09	324.3	1.77	1			
							20.46	114.2	6.70	1			
							24.10	58.6	5.74	1			
							24.40	268.7	3.33	1			
G 217-052	14.46	<i>I</i>	IAC80	290	2.5	02/08/94	10.77	56.0	3.48	1			
							18.41	279.0	0.77	1			
							24.3:	258:	4:	1			
							24.40	268.7	3.33	1			
G 221-007	8.89	<i>I</i>	IAC80	40	2.4	26/01/94	≥ 20						
							60	2.7	≥ 20				
G 224-083	12.76	<i>I</i>	IAC80	180	2.2	16/02/94	≥ 25						
G 226-049	13.28	<i>I</i>	IAC80	30	1.4	07/06/95	≥ 25						
G 227-010	12.44	<i>I</i>	IAC80	200	1.4	07/06/95	≥ 25						
G 227-044	12.33	<i>I</i>	IAC80	30	1.6	06/06/95	≥ 25						
G 230-044	11.08	<i>I</i>	IAC80	60	1.9	01/08/94	11.47	39.7	7.05	1			
							16::	155::	7.9::	1			
							9.88	132.9	7.05	1			
							16.83	111.9	6.73	1			
							19.16	140.2	6.57	1			
G 230-045	11.43	<i>I</i>	IAC80	60		01/08/94	20.85	68.6	6.18	1			
							11.64	267.6	3.63	4			
G 230-047	10.12	<i>I</i>	IAC80	40	2.2	01/08/94	11.64	267.6	3.63	4			

Table 1. *Continued ...*

Object	V_p	Fil.	Tel.	Exp. (s)	FWHM ($''$)	Date	ρ ($''$)	PA (deg)	Δ mag	Notes
		<i>R</i>		40	2.1	01/08/94	25.00	228.9	3.34	3
							11.64	267.6	4.49	4
							24.99	228.9	3.77	3
		<i>I</i>		20	1.8	17/07/95	11.62	266.7	3.63	4
							24.87	228.8	3.38	3
		—		50	1.9	22/08/96	11.61	267.3	—	4
							24.66	229.7	—	3
		<i>V</i>		50	2.1	22/08/96	11.62	267.6	5.01	4
							24.58	229.8	4.17	3
		<i>I</i>	CA 2.2m	15	1.6	27/08/03	11.64	267.1	—	4
							23.57	232.5	—	3
G 230-049*	8.51	<i>I</i>	IAC80	30	1.9	01/08/94	≥ 25			
G 231-052	10.34	<i>I</i>	IAC80	80	2.2	30/07/94	23.26	26.8	3.81	1
		<i>I</i>		60	2.9	31/07/94	23.25	26.7	3.80	1
G 232-018	10.53	<i>I</i>	IAC80	80	2.2	30/07/94	15.40	176.3	5.25	1
							19.84	122.0	4.96	1
							20.92	336.9	1.50	1
G 232-040	11.65	<i>I</i>	IAC80	100	2.1	28/07/94	9.55	142.0	5.80	3
							17.18	343.6	5.89	3
		<i>R</i>		100	2.1	28/07/94	9.52	141.7	6.22	3
							17.17	343.7	6.39	3
		<i>I</i>		70	1.8	29/07/94	9.52	141.5	5.69	3
							17.17	343.8	5.81	3
		<i>I</i>		30	1.9	17/07/95	9.42	142.7	5.90	3
		<i>I</i>		60	2.0	22/08/96	9.45	144.7	5.85	3
							17.07	342.0	6.01	3
G 232-056	13.15	<i>I</i>	IAC80	70	1.7	29/07/94	12.19	70.9	4.73	1
							—	—	—	1
							23.77	59.1	-0.54	1
							23.81	354.6	3.16	1
		<i>I</i>		140	1.7	29/07/94	12.05	71.0	4.66	1
							16.33	343.8	5.59	1
							23.77	59.2	-0.55	1
							23.65	354.6	3.19	1
		<i>R</i>		100	1.8	29/07/94	12.15	70.9	5.10	1
							16.34	343.6	5.72	1
							23.78	59.2	0.30	1
							23.65	354.4	3.65	1
G 233-026	11.88	<i>I</i>	IAC80	100	2.3	28/07/94	6.30	166.4	4.08	3
							10.86	174.5	3.25	3
		<i>R</i>		100	2.3		6.31	167.1	4.45	3
							10.80	174.8	3.60	3
		<i>I</i>		100	1.9	17/07/95	6.21	164.6	4.08	3
							10.68	173.5	3.23	3
		<i>I</i>		100	1.8		6.23	164.7	4.01	3
							10.70	173.5	3.21	3
G 235-045	9.68	<i>I</i>	IAC80	60	1.6	26/01/94	≥ 25			
G 236-030	12.85	<i>I</i>	IAC80	600	1.9	26/01/94	18.71	179.3	4.28	1
		<i>R</i>		300	2.0		18.71	179.3	4.79	1
G 236-038	12.82	<i>I</i>	JKT	60	2.1	20/02/91	≥ 25			
G 238-030	12.91	<i>I</i>	JKT	20	1.2	22/02/91	≥ 25			
		<i>V</i>		20	1.0		≥ 25			
		<i>I</i>	NOT	40	1.3	02/05/94	≥ 25			
		<i>V</i>		60	1.4		≥ 25			
G 238-032	12.66	<i>I</i>	IAC80	200	1.6	06/06/95	≥ 25			
G 239-012	11.62	<i>I</i>	IAC80	150	1.7	06/06/95	12.8:	180:	8.3:	1
							18.52	205.6	6.89	1
G 239-026	12.25	<i>I</i>	JKT	30	1.0	22/02/91	≥ 20			
		<i>R</i>		30	1.0		≥ 20			

Table 1. *Continued ...*

Object	V_p	Fil.	Tel.	Exp. (s)	FWHM (")	Date	ρ (")	PA (deg)	Δ mag	Notes					
G 241-004	12.98	<i>I</i>	IAC80	60	1.7	06/05/94	23.59	174.7	5.57	1					
		<i>I</i>	IAC80	100	3.0	30/07/94	14.69	189.6	2.94	1					
							17.2:	332:	5.2:	1					
							20.30	144.4	3.76	1					
		<i>R</i>		100	3.2	30/07/94	14.69	189.7	3.17	1					
						17.2:	332:	5.2:	1						
						20.31	144.7	4.00	1						
G 241-007	10.50	<i>I</i>	IAC80	40	2.6	30/07/94	≥ 25								
G 241-018	7.46	<i>I</i>	IAC80	4	1.9	01/08/94	≥ 20								
G 241-019	7.51	<i>I</i>	IAC80	15	2.2	02/08/94	≥ 20								
G 241-042	7.48	<i>I</i>	IAC80	4	2.4	01/08/94	≥ 20								
G 241-052	13.94	<i>I</i>	IAC80	120	2.9	30/07/94	21:	13:	4:	1					
G 241-060	12.80	<i>I</i>	IAC80	140	2.1	02/08/94	17.6:	169:	5.8:	1					
							21.35	354.4	5.33	1					
							24.67	252.2	2.97	1					
							13.6:	14:	5.7:	1					
G 241-064	12.71	<i>I</i>	IAC80	150	2.1	02/08/94	20.22	18.5	4.38	1					
							21.5:	192:	5.5:	1					
							≥ 25								
G 242-009	10.16	<i>I</i>	IAC80	40	2.0	01/08/94	≥ 25								
G 242-014	11.94	<i>I</i>	IAC80	100	2.0	29/07/94	≥ 25								
G 242-019	13.20	<i>I</i>	IAC80	250	2.0	28/07/94	15.2::	308::	6::	1					
G 242-065	10.23	<i>I</i>	IAC80	15	1.4	03/08/94	17.44	18.0	8.17	1					
							20.66	348.2	8.31	1					
G 242-071	9.77	<i>I</i>	IAC80	15	1.5	03/08/94	≥ 25								
G 242-074	9.78	<i>I</i>	IAC80	15	1.5	03/08/94	19.49	336.1	4.14	4					
							22/08/96	19.52	336.0	4.02	4				
								19.5:	336:	5.1:	4				
								30	2.0						
G 243-062	11.52	<i>I</i>	IAC80	95	1.4	03/08/94	17.74	113.0	5.12	1					
G 246-038	9.91	<i>I</i>	IAC80	90	2.4	26/01/94	14.25	176.3	7.65	1					
							<i>V</i>		120	2.4	14.1:	176:	8.1:	1	
G 251-054*	10.07	<i>I</i>	IAC80	30	2.2	15/02/94	14.39	191.5	6.52	3					
							<i>R</i>		30	1.8	14.51	191.6	7.38	3	
							<i>V</i>		60	2.3	14.4:	191.5	8.1:	3	
							<i>I</i>		15	1.4	26/11/03	16.81	293.6	6.6:	3
												110.61	208.5	4.05	4
							<i>R</i>		10	1.4	16.80	293.0	7.0:	3	
												110.62	208.5	4.25	4
							<i>V</i>		20	1.4	16.86	293.9	8.0:	3	
G 252-049*	9.48	<i>I</i>	IAC80	30	2.7	15/02/94	≥ 25								
							<i>V</i>		30	2.8	≥ 25				
G 253-041	11.74	<i>I</i>	IAC80	150	2.0	06/06/95	≥ 25								
G 253-044	11.99	<i>I</i>	IAC80	300	1.9	26/01/94	≥ 25								
G 254-024	11.53	<i>I</i>	JKT	30	1.8	21/03/91	≥ 25								
G 255-032	11.64	<i>I</i>	JKT	20	1.1	20/03/91	≥ 25								
G 255-038*	10.36	<i>I</i>	IAC80	15	2.4	17/02/94	14.36	324.2	2.36	4					
							<i>V</i>		40	2.3	14.31	324.2	3.78	4	
G 255-047	13.51	<i>I</i>	IAC80	300	1.9	06/02/94	≥ 25								
							<i>R</i>		300	1.9	≥ 25				
G 258-004	12.92	<i>I</i>	IAC80	100	1.9	27/07/94	≥ 25								
							<i>I</i>		300	1.4	07/06/95	≥ 25			
G 260-013	11.20	<i>I</i>	IAC80	100	1.9	28/07/94	17.2:	323:	6.5:	1					
							<i>I</i>		260	1.9	17.26	323.1	—	1	
							<i>R</i>		100	2.1	17::	323::	7.6::	1	
							<i>V</i>		100	2.0	—	—	—	1	
				500	1.8	22/08/96	16.6:	323:	—	1					
G 260-033	10.34	<i>I</i>	IAC80	50	2.3	01/08/94	≥ 25								
G 260-036	11.22	<i>I</i>	IAC80	60	2.1	01/08/94	21.7:	266:	6.8:	1					
							<i>I</i>		80	2.1	01/08/94	21.72	266.1	6.97	1

Table 1. *Continued ...*

Object	V_p	Fil.	Tel.	Exp. (s)	FWHM (")	Date	ρ (")	PA (deg)	Δmag	Notes
G 261-029	7.81	<i>I</i>	IAC80	10	2.0	29/07/94	≥ 25			
G 261-036	8.65	<i>I</i>	IAC80	20	2.0	29/07/94	≥ 25			
		<i>R</i>		20	2.0		≥ 25			
G 261-038	8.70	<i>I</i>	IAC80	10	2.5	29/07/94	17.6:	172:	7.5:	1
		<i>R</i>		10	2.0		17.5:	172:	8:	1
G 262-014	11.46	<i>I</i>	IAC80	260	3.3	29/05/94	≥ 25			
		<i>I</i>		70	2.7	31/07/94	≥ 25			
G 262-021*	13.75	<i>I</i>	IAC80	180	2.9	31/07/94	7.3:	60:	5.3:	2,3
							12.04	227.0	5.1:	2,3
							16.20	282.8	4.2:	2,3
							21.87	302.4	1.11	2,3
							29.48	301.8	-0.19	4
		<i>I</i>		300	3.0	31/07/94	7.20	59.5	5.58	2,3
							12.05	225.8	4.47	2,3
							16.24	283.0	4.74	2,3
							21.97	302.2	1.11	2,3
							29.57	301.6	-0.17	4
		<i>R</i>		300	3.0	31/07/94	7.32	61.2	5.15	2,3
							12.09	225.2	5.08	2,3
							16.11	283.2	4.42	2,3
							21.91	301.9	1.05	2,3
							29.54	301.5	-0.42	4
		<i>I</i>		500	1.7	07/06/95	6.5:	27:	5.8:	1
							7.27	61.6	4.35	2,3
							12.40	225.9	4.35	2,3
							16.20	282.1	4.57	2,3
							21.99	301.8	1.12	2,3
							29.55	301.8	-0.19	4
G 262-034	8.71	<i>I</i>	IAC80	20	1.9	29/07/94	≥ 25			
G 262-035	9.74	<i>I</i>	IAC80	30	1.7	29/07/94	14.11	300.8	6.50	1
		<i>R</i>		30	1.7		13.89	300.7	6.88	1
G 262-037	9.54	<i>I</i>	IAC80	30	2.0	29/07/94	≥ 25			
G 264-006	10.42	<i>I</i>	IAC80	80	2.5	30/07/94	17.8:	209:	7.4:	1
							23.12	289.0	5.06	1
							23.2:	107:	7.5:	1
		<i>R</i>		80	2.6		17.5:	209:	8:	1
							23.10	289.2	5.22	1
							23.7:	107:	7.9:	1
G 264-015	11.64	<i>I</i>	IAC80	70	2.7	31/07/94	11.90	323.1	7.39	1
							18.24	39.2	6.56	1
							18.44	19.1	6.90	1
							19.25	305.0	7.23	1
G 266-029*	8.96	<i>I</i>	IAC80	15	1.7	29/07/94	≥ 25			
G 273-001*	8.16	<i>I</i>	IAC80	10	1.6	03/08/94	18.55	52.2	6.68	4
		<i>I</i>		10	1.6	02/08/95	18.59	51.8	6.65	4
		<i>R</i>		4	1.6		18.55	51.9	7.60	4
		<i>V</i>		10	1.7		18.36	52.0	8.3:	4
		<i>I</i>		10	2.2	22/08/96	18.57	52.1	6.77	4
		<i>I</i>		10	2.2	08/09/02	18.56	52.2	6.57	4
		<i>V</i>		10	2.4		18.59	52.0	8.16	4
G 273-152	10.10	<i>I</i>	IAC80	15	1.3	03/08/94	3.80	277.8	3.52	5
		<i>R</i>		15	1.2		3.86	277.6	4.43	5
		<i>I</i>		10	1.7	17/07/95	3.84	277.6	3.64	5
		<i>I</i>		20	1.3	03/08/95	3.82	278.0	3.49	5
		<i>R</i>		15	1.5		3.9:	278:	4.4:	5
		<i>I</i>		20	1.7	22/08/96	3.87	277.5	3.62	5
		<i>I</i>		20	1.6		3.83	277.5	3.57	5
		<i>V</i>		40	1.9	25/11/03	—	—	≤ 5.7	5
LHS 325	16.84	<i>I</i>	JKT	60	1.0	16/01/91	≥ 20			

Table 1. *Continued ...*

Object	V_p	Fil.	Tel.	Exp. (s)	FWHM (")	Date	ρ (")	PA (deg)	Δmag	Notes
LHS 2500	18.90	<i>I</i>	JKT	600	1.4	17/01/91	6.3:	90:	3.2:	2,3
		<i>I</i>	NOT	240	1.0	02/05/94	8.96	91.8	3.52	2,3
		<i>V</i>		350	1.2		8.9:	91:	3.64	2,3
LHS 3780	11.85	<i>I</i>	IAC80	200	1.4	07/06/95	7.13	154.2	5.66	1
LTT 5454	12.42	<i>I</i>	JKT	60	2.5	19/03/91	≥ 25			
		<i>R</i>		60	2.7		≥ 25			
LTT 6194		<i>I</i>	JKT	120	2.4	19/03/91	≥ 25			
		<i>R</i>		120	2.7		≥ 25			
GD 211	14.22	<i>I</i>	NOT	60	0.8	02/05/94	7.80	298.5	5.84	1
		<i>V</i>		180	0.8		7.78	298.6	6.80	1
GD 239	13.02	<i>I</i>	IAC80	300	2.5	28/07/94	24.48	36.0	4.42	1
		<i>R</i>		500	2.5		24.53	36.3	4.55	1
GD 288	15.00	<i>I</i>	IAC80	300	3.7	29/05/94	20.40	230.1	1.01	1
BD+04 4551*	9.61	<i>I</i>	IAC80	50	2.5	31/07/94	6.45	151.1	3.78	
							14.50	153.6	2.38	1
		<i>R</i>		50	3.4	31/07/94	5.8:	151:	4.3:	
BD+16 2116	7.3	<i>I</i>	IAC80	3	2.4	17/02/94	≥ 25			
		<i>V</i>		4	2.0		1.2:	256:	1.8:	4
BD+23 2207	5.80	<i>I</i>	IAC80	1	2.1	17/02/94	7.72	302.7	4.33	4
		<i>V</i>		2	2.3		7.7:	302:	5.8:	4
BD+23 3912	8.88	<i>R</i>	IAC80	30	2.7	21/05/94	16.8:	321:	7.6:	1
HD 3567	9.25	<i>I</i>	IAC80	10	1.5	03/08/94	≥ 25			
HD 25329	8.51	<i>I</i>	IAC80	30	2.2	26/01/94	16.07	240.0	8.5:	1
		<i>R</i>		20	2.0		16.05	240.2	8.24	1
		<i>V</i>		40	2.4		16.0:	240:	8.3:	1
HD 25532	8.18	<i>I</i>	IAC80	20	2.3	26/01/94	18.85	84.7	7.25	1
		<i>R</i>		15	1.9		18.87	84.8	7.31	1
		<i>V</i>		20	2.4		18.81	84.7	7.5:	1
HD 74000	9.67	<i>I</i>	IAC80	10	2.4	05/01/94	2:			
		<i>R</i>		90	2.4		2:			
		<i>V</i>		90	2.3		2:			
HD 99383	9.08	<i>I</i>	IAC80	20		04/05/94	15.14	164.1	7.07	1
							21.26	264.1	8.00	1
		<i>I</i>		10		04/05/94	15.17	164.2	7.19	1
							21.41	264.4	7.66	1
HD 103905	10.0	<i>I</i>	IAC80	4	1.3	07/01/94	≥ 25			
		<i>V</i>		15	1.9		≥ 25			
HD 132475	8.57	<i>I</i>	IAC80	15	2.1	17/02/94	≥ 25			
HD 193901	8.67	<i>I</i>	IAC80	30	2.6	21/05/94	≥ 25			
HD 195636	9.58	<i>I</i>	IAC80	45	2.9	31/07/94	≥ 25			
HD 196892	8.23	<i>I</i>	IAC80	40	3.1	31/07/94	≥ 25			
HD 210295	9.57	<i>I</i>	IAC80	15	1.3	03/08/94	≥ 25			

NOTES TO THE LAST COLUMN.—

1 No common proper motion companion after comparison with POSS2 red plates.

2 No “color” companion.

3 No proper motion companion.

4 Previously known common proper motion companion (see Table 2).

5 Newly identified common proper motion companion (see Table 3).

NOTES ON INDIVIDUAL OBJECTS.—

- G 014-005: One companion (CCDM J12497+0112 B, $V = 9.6$) at $1'.85$ and PA = 340 deg.
We do not confirm it using our data and images from the Digitized Sky Surveys.
- G 017-025: One companion (CCDM J16348-0413 C, $V = 13.5$) at $1'.55$ and PA = 321 deg.
We do not confirm it using our data and images from the Digitized Sky Surveys.
- G 026-009: Known proper motion companion (G 026-010, $V = 14.58$) at $2'.2$ and PA = 29 deg. According to Allen et al. (2000), there is a brighter companion at $0''.7$.
- G 028-043: One companion (CCDM J23096+0043 B, $V = 11.5$) at $12''.2$ and PA = 195 deg.
We do not confirm it using our data and images from the Digitized Sky Surveys.
- G 029-023: One companion (CCDM J23197+0322 B, $V = 11.6$) at $46''.3$ and PA = 72 deg.
We do not confirm it using our data and images from the Digitized Sky Surveys.
- G 032-046: Known proper motion companion (CCDM J00453+1421 B, $V = 18.9$) at $64''.2$ and PA = 194 deg.
Our measurements indicate that the companion is located at $62''.5$ and PA = 168 deg.
- G 061-023: Known proper motion companion to G 061-024 (separation = $1'.37$).
- G 061-024: Known proper motion companion to G 061-023 (separation = $1'.37$).
- G 069-008: One companion (CCDM J00389+3100 B, $V = 9.9$) at $4'.20$ and PA = 118 deg.
We do not confirm it using images from the Digitized Sky Surveys.
- G 090-025: One companion (CCDM J07536+3037 B, $V = 13.3$) at $2'.68$ and PA = 349 deg.
We do not confirm it using our data and images from the Digitized Sky Surveys.
- G 128-064: Known companion at $4'.33$ (Allen et al. 2000).
- G 153-067: One companion (CCDM J16348-0413 C, $V = 13.5$) at $1'.55$ and PA = 321 deg.
G 017-027 is located at $19'.616$ and PA = 36.48 deg. Both G 153-067 and G 017-027 share a common proper motion (Gliese & Jahreiss 1988).
- G 172-061: One companion (CCDM J01344+4844 B, $V = 12.9$) at $21''.77$.
We do not confirm it using our data and images from the Digitized Sky Surveys.
- G 211-005: One companion (CCDM J21007+3354 B, $V = 13.4$) at $11''.18$ and PA = 255 deg.
We do not confirm it using our data and images from the Digitized Sky Surveys.
- G 230-049: Hipparcos binary separated by $1''.334$ and PA = 29 deg. Not resolved in our images.
- G 251-054: Known proper motion companion (CCDM J08111+7954 B, $V = 15.3$) at $1'.85$ and PA = 200 deg.
- G 252-049: Hipparcos binary separated by $1''.53$ and PA = 112 deg. Not resolved in our images.
- G 255-038: Besides the known companion at $14''.275$, Gliese & Jahreiss (1988) list this star as a wide companion to G 255-034, separated by $33'$. However, the different Hipparcos distances to G 255-038 and G 255-034, and the different measurements of μ_δ , suggest that both stars are not related.
- G 262-021: Known proper motion companion to G 262-022 (separation = $29''.54$).
- G 266-029: Binary star separated by $0''.17$ (Allen et al. 2000). Not resolved in our data.
- G 273-001: Hipparcos binary separated by $0''.819$ and PA = 226 deg. Not resolved in our data.
- BD+04 4551: One companion (BD+04 4551 B, $V = 10.7$) at $10'.16$ and PA = 165 deg.
We do not confirm it using our data and images from the Digitized Sky Surveys.