

SEVERE CONSTRAINTS ON OFF-AXIS GRB JETS IN TYPE IBC SUPERNOVAE FROM LATE-TIME RADIO OBSERVATIONS

A. M. SODERBERG¹, D. A. FRAIL², & M. H. WIERINGA³

Draft version February 7, 2020

ABSTRACT

It has been suggested that the peculiar properties of the luminous Type Ic supernova SN 1998bw and perhaps its low-energy gamma-ray burst GRB 980425 may be understood if they originated in a standard gamma-ray burst explosion viewed far from the axis of the relativistic jet. In this scenario, strong radio emission is predicted from the jet on a timescale 1 to 10 years after the explosion as it decelerates and spreads into our line of sight. To test this hypothesis we have carried out late-time radio observations of SN 1998bw at $t = 5.6$ years, yielding upper limits which are consistent with the continued fading of the supernova. We find these limits to be consistent with an off-axis jet only if the progenitor mass loss rate is $\dot{M} \lesssim 4 \times 10^{-7} M_{\odot} \text{ yr}^{-1}$ (for a wind velocity $v_w = 1000 \text{ km s}^{-1}$) or the fraction of the shock energy in magnetic fields is $\epsilon_B \lesssim 10^{-3}$. These values are unlikely based on observations of cosmological GRBs. We combine the SN 1998bw measurements with existing observations for a sample of 15 local Type Ibc supernovae to estimate that at most 6% produce collimated, relativistic outflows.

Subject headings: gamma-ray bursts: specific (GRB 980425)—supernovae: specific (SN 1998bw)

1. INTRODUCTION

GRB 980425 was the first gamma-ray burst (GRB) to be identified with a supernova (SN), SN 1998bw (Galama *et al.* 1998; Pian *et al.* 2000). However, this association was not universally accepted since the spatial and temporal coincidence of these events could only be approximated to $\pm 8'$ and ± 2 d, respectively. Recently, the detection of spectroscopic features in the light curve of GRB 030329, similar to those seen in SN 1998bw (Stanek *et al.* 2003; Hjorth *et al.* 2003), has removed any doubt on the reality of the SN 1998bw/GRB 980425 association. These results have given a powerful impetus to the “collapsar” model (MacFadyen & Woosley 1999; Zhang, Woosley & MacFadyen 2003) in which a Wolf-Rayet progenitor undergoes core collapse, producing a rapidly rotating black hole surrounded by an accretion disk which injects energy into the system and thus acts as a “central engine”. The energy extracted from this system supports a quasi-spherical Type Ibc SN explosion and drives collimated jets through the stellar rotation axis which produce the prompt gamma-ray and afterglow emission (see review by Zhang & Meszaros 2003).

Despite this progress, some unresolved issues remain. Foremost among these is understanding the connection between local SNe Ibc and cosmological GRBs. Estimates of the fraction of Type Ibc SNe that produce a GRB range from 0.5% (Frail *et al.* 2001), to 25% (Norris 2002), and even approaching 100% (Lamb *et al.* 2003). This uncertainty in the relative rates of Ibc SNe and GRBs is due to different assumptions about the geometry and energetics of GRBs.

As the only local SN observed in association with a GRB, SN 1998bw is the key to our understanding. At a distance of 38 Mpc, this Type Ic SN was unusually luminous at optical and radio wavelengths (Kulkarni *et al.* 1998; Galama *et al.* 1998). The broad absorption lines seen in early spectra of SN 1998bw implied expansion velocities of $\geq 30,000 \text{ km s}^{-1}$

and (isotropic) kinetic energies of $\sim 3 \times 10^{52} \text{ erg}$ (Iwamoto *et al.* 1998; Woosley, Eastman & Schmidt 1999). Likewise, the bright, early-peaked radio emission implied a significant amount of energy ($\sim 10^{50} \text{ erg}$) coupled to mildly ($\Gamma \approx 2$) relativistic ejecta (Kulkarni *et al.* 1998). Detailed modeling by Li & Chevalier (1999) confirmed this result and also showed the need for a second energy injection episode, indicating the presence of a central engine, similar to the model inferred for GRBs.

However, in contrast to the large energies inferred from the optical and radio emission from SN 1998bw, GRB 980425 was an under-energetic gamma-ray burst. The prompt emission had an (isotropic) energy release of only $8 \times 10^{47} \text{ erg}$ (Pian *et al.* 2000) – 3 orders of magnitude below “typical” GRBs (Bloom, Frail & Kulkarni 2003).

One popular explanation posits that SN 1998bw/GRB980425 was a typical GRB viewed away from the jet axis (Nakamura 1998; Cen 1998; Eichler & Levinson 1999; Woosley, Eastman & Schmidt 1999; Salmonson 2001; Yamazaki, Yonetoku & Nakamura 2003). This hypothesis can be described by two different scenarios based on the size of the off-axis angle, θ_{oa} , and the opening angle of the GRB jet, θ_j . In Case 1, $\theta_{\text{oa}} \sim 3\theta_j$ so the jet emission is detected at early time. In this case, the γ -ray emission originates from the edge of the relativistic jet, causing the inferred (isotropic) energy to be suppressed (Granot *et al.* 2002). In Case 2, θ_{oa} is large ($\gg 10\theta_j$) so the jet emission is only detectable at late time ($t \sim 1 - 10$ years) when the jet has reached spherical symmetry. In this case, the origin of the prompt γ -ray emission is unknown, but could be due to Compton scattering of photons into our line-of-sight (Waxman 2003).

Granot *et al.* (2002) have investigated Case 1, finding the optical and γ -ray emission to be consistent with an off-axis angle of $\theta_{\text{oa}} \approx 4^\circ$ (for $\Gamma \approx 100$). This scenario, however, may have

¹Division of Physics, Mathematics and Astronomy, 105-24, California Institute of Technology, Pasadena, CA 91125

²National Radio Astronomy Observatory, Socorro, NM 87801

³Australia Telescope National Facility, CSIRO, P.O. Box 76, Epping NSW 1710, Australia

difficulty explaining the X-ray and radio evolution. Waxman (2003) has recently investigated Case 2, predicting a late-time rise in the observed luminosity which is most easily detectable at radio frequencies (Paczynski 2001; Totani 2003; Granot & Loeb 2003).

The possibility of Case 2 has given rise to unification models which imply some fraction of local Ibc SNe can also be described as GRBs viewed off-axis (Waxman 2003; Lamb *et al.* 2003). While the off-axis jet model provides a convenient framework in which to unite the GRB and SN phenomena, confirmation of the model requires observational evidence for a GRB jet within a local SN. In this paper we carry out late-time radio observations of SN 1998bw in an effort to detect the putative off-axis jet from GRB 980425. We combine this measurement with existing observations for a sample of nearby Type Ibc SNe to place severe constraints on the parameters of the off-axis jet and the fraction of local Ibc SNe which could be associated with relativistic jets similar to those seen in cosmological GRBs.

2. OBSERVATIONS

We observed SN 1998bw with the Australia Telescope Compact Array (ATCA)⁴ beginning at 2003 December 4 21:00 UT and ending on 2003 December 5 8:30 UT. Dual frequency observations were made 1384 and 2368 MHz, using a bandwidth of 128 MHz and two orthogonal linear polarization for each frequency band. The final synthesized beams were $8 \times 14''$ and $5 \times 8''$, at 1384 and 2368 MHz, respectively.

No emission is detected toward SN 1998bw at either frequency but there is a weak source (209 μ Jy) detected at 2368 MHz $1.7''$ west and $3.1''$ north of the SN. This source is too bright to be due to thermal emission from the complex of HII regions in this area. It is possible that this is the radio counterpart of the ultraluminous X-ray transient (S1b) recently identified by Kouveliotou *et al.* (2004) but it would be 60-times more luminous than the only other known detection (Kaaret *et al.* 2003). The peak flux density at the position of the SN was 62 ± 40 and 149 ± 50 μ Jy for 1384 and 2368 MHz, respectively. These new upper limits, taken 2049.19 d after GRB 980425 exploded ($t \approx 5.6$ yrs), lie just below the extrapolation of a power-law decay from 50 to 790 days (Figure 1).

3. SN 1998BW: CONSTRAINING THE OFF-AXIS JET MODEL

Waxman (2003) has made predictions for the evolution of late-time radio emission from a typical GRB jet viewed from an angle far away from the jet axis. As the off-axis jet sweeps up material and decelerates, it eventually undergoes a dynamical transition to sub-relativistic expansion (Frail, Waxman & Kulkarni 2000) and spreads sideways into our line-of-sight. This occurs on a timescale $t_{\text{oa}} \approx E_{51}/(\dot{M}_{-5}/v_{w,3})$ years. Here E_{51} is the energy of the jet (normalized to 10^{51} erg), v_w is the velocity of the stellar wind, and $\dot{M}_{-5}/v_{w,3}$ is the mass loss rate of the progenitor star normalized as $(\dot{M}/10^{-5} M_{\odot} \text{ yr}^{-1})(v_w/10^3 \text{ km/s})$ and equivalent to $A_* = 1$ in the notation commonly used for GRBs (Chevalier, Li & Fransson 2003). On this same timescale the radio emission from the SN, which is produced by a spherical shock interacting with the circumstellar medium, will fade significantly with a power-law decay index of $\alpha \approx 1.3 - 1.6$ (Li & Chevalier 1999).

Particle acceleration within the jet produces bright synchrotron emission which causes a rapid rise of the radio luminosity as the jet comes into our line-of-sight. Making the typical assumption that the energy is partitioned between the electrons and the magnetic field, and that these fractions (ϵ_e and ϵ_B) are constant throughout the evolution of the jet, the spectral luminosity is given by Waxman (2003) as:

$$L_{\nu} = 1.7 \times 10^{30} (3\epsilon_e)(3\epsilon_B)^{3/4} \times \frac{(\dot{M}_{-5}/v_{w,3})^{9/4}}{E_{51}^{1/2}} \left(\frac{\nu}{10 \text{ GHz}} \right)^{-1/2} \left(\frac{t}{t_{\text{oa}}} \right)^{-3/2} \text{ erg/s/Hz} \quad (1)$$

On timescales $t \leq t_{\text{oa}}$ the spectral luminosity of the jet rises steeply as $t^{+3.9}$ (Granot *et al.* 2002) and during $t \geq t_{\text{oa}}$ it decays as $t^{-1.5}$, assuming an electron spectral index $p = 2$. As clearly indicated by Equation 1, an off-axis GRB jet is most easily detected at radio frequencies.

The late-time radio observations of SN 1998bw can therefore be used to impose constraints on the parameter space for an associated off-axis GRB jet. In modeling the evolution of the putative jet emission, we consider four model parameters, E_{51} , $\dot{M}_{-5}/v_{w,3}$, ϵ_e and ϵ_B , for which we adopt values comparable to those inferred for cosmological GRBs since there is no a priori reason to assume an evolution of burst properties with redshift. The kinetic energy of the jet and the energy fraction in electrons are fairly well constrained by broadband observations of GRB afterglows, so we assume typical values for these parameters of $E_{51} = 1$ and $\epsilon_e = 0.1$ (Frail *et al.* 2001; Panaitescu & Kumar 2001; Yost *et al.* 2003). The energy fraction in magnetic fields is significantly less constrained, however, showing a typical range of values between $\epsilon_B = 0.002 - 0.25$ (Yost *et al.* 2003). This range imposes a significant uncertainty in the luminosity of an off-axis jet, through Equation 1.

The model is also strongly dependent on the mass loss rate of the progenitor – generally believed to be a massive Wolf-Rayet (WR) star. Mass loss rates inferred from broadband modeling of GRBs are typically $\dot{M}_{-5}/v_{w,3} \approx 0.1 - 1$ (Chevalier, Li & Fransson 2003; Panaitescu & Kumar 2002; Yost *et al.* 2003), yet local WR stars have observed mass loss rates significantly larger, on the order of $\dot{M}_{-5} \approx 0.6 - 9.5 M_{\odot} \text{ yr}^{-1}$ (Cappa, Goss & van der Hucht 2003). The uncertainty associated with the progenitor mass loss rate maps to a large range in the predicted peak time and luminosity of an off-axis jet. Thus the uncertainty in $\dot{M}_{-5}/v_{w,3}$ and ϵ_B produces a degeneracy within the model which we are able to constrain using late-time radio observations of local Ibc SNe.

3.1. The $\epsilon_B - \dot{M}_{-5}/v_{w,3}$ Degeneracy

Figure 1 shows the predicted radio luminosity evolution of an off-axis GRB jet based on Equation 1 and using values of $\dot{M}_{-5}/v_{w,3} = 0.01, 0.1, 1$ and 10 . This plot demonstrates how the uncertainty in ϵ_B produces a family of lightcurves for each $\dot{M}_{-5}/v_{w,3}$ value.

The full set of constraints is derived through investigation of the two-dimensional parameter space of $\epsilon_B - \dot{M}_{-5}/v_{w,3}$. Figure 2 shows how the predicted spectral luminosity of the putative jet at time, t , maps to a single contour in this parameter space. By comparing the observed luminosity of SN 1998bw

⁴The Australia Telescope is funded by the Commonwealth of Australia for operation as a National Facility managed by CSIRO.

at each epoch with the jet luminosity predicted for that time, we exclude the region of parameter space *rightward* of the corresponding contour since this region produces a jet which is *brighter* than the observed SN 1998bw emission at that epoch.

The region of reasonable parameter space for the putative jet is bracketed by $\dot{M}_{-5}/v_{w,3} = 0.04 - 6$ as derived from modeling of SN 1998bw radio light curves (Li & Chevalier 1999)⁵, and by $\epsilon_B = 0.002 - 0.25$ as inferred for cosmological GRBs.

The summed constraints (from $t = 11$ to 2049 days) rule out $\sim 92\%$ of this region, and clearly exclude the parameters ($\epsilon_B = 0.33$, $\dot{M}_{-5}/v_{w,3} = 0.04$) proposed by Waxman (2004).

4. LOCAL TYPE IBC SUPERNOVAE: FURTHER CONSTRAINTS

The search for an off-axis jet can similarly be carried out toward other local ($d_L < 100$ Mpc) Type Ibc SNe for which there are late-time ($t \sim 1 - 20$ year) radio observations. Eight type Ibc SNe were taken from Berger *et al.* (2003): seven upper limits (SN 2001B, SN 2001ci, SN 2001ef, SN 2001ej, SN 2001is, SN 2002J, SN 2002bm), and a detection (SN 2002ap) at $t \approx 0.5$ years. We have supplemented this sample with Very Large Array⁶ archival observations of SN 1983N, SN 1984L, SN 1985F, SN 1990B, SN 1994I, and SN 1997X taken at $t \approx 16.7, 2.9, 7.1, 0.8, 8.0$ and 2.4 years, respectively. In addition, we include the recent detection of SN 2001em at $t \approx 2.4$ years (Stockdale *et al.* 2004) – the only SN within this sample for which there are no early time radio observations. The SNe data are plotted in Figure 1. With the exception of SN 2001em, all of the late-time observations are significantly fainter than the $\dot{M}_{-5}/v_{w,3} = 1$ off-axis jet prediction and nine of the SNe constrain $\dot{M}_{-5}/v_{w,3} \leq 0.1$.

Using the same method applied in §3, we derive constraints for these 15 SNe. The resulting contours are plotted with SN 1998bw in Figure 3. For SNe with later observations, the constraints on ϵ_B values improve, as demonstrated by the contours for SN 1994I and SN 1983N. The more robust constraints are provided by the SNe with the faintest luminosity limits given by the nearest type Ic supernovae, SN 1994I, SN 2002ap, SN 1983N and SN 1985F, all of which are at a distance of $\lesssim 8$ Mpc. Additional constraints are derived from the supernovae for which we detect late-time emission, SN 1994I and SN 2002ap⁷, since they show evidence that the radio luminosity is decaying with respect to earlier lightcurve measurements (see Berger, Kulkarni & Chevalier 2002) and are thus inconsistent with *rising* off-axis jet emission.

The region of reasonable parameter space for an off-axis jet is bracketed by $\dot{M}_{-5}/v_{w,3} = A_* = 0.1 - 1$ and $\epsilon_B = 0.002 - 0.25$ as typically inferred from broadband modeling of cosmological GRBs (Panaitescu & Kumar 2002; Chevalier, Li & Fransson 2003; Yost *et al.* 2003). Figure 3 shows that four of the SNe (1994I, 1985F, 1997X, 1990B) have contours that independently rule out this entire parameter space while eleven contours rule out more than 50% of this space. The late-time radio emission of SN 2001em is consistent with a typical GRB jet only if the mass loss rate is $\dot{M}_{-5}/v_{w,3} \approx 1$ (for $\epsilon_B \approx 0.2$). Continued radio monitoring of this source will reveal the origin of the

late-time emission, which may simply result from a late peaking radio SN within a dense circumstellar medium (Williams *et al.* 2002).

5. DISCUSSION AND CONCLUSIONS

Late-time observations taken of SN 1998bw ($t \approx 5.6$ yrs) have allowed us to test the hypothesis that GRB 980425 was a standard GRB viewed far away from the jet axis. Our measured upper limits at 1384 and 2368 MHz are consistent with the continued power-law decay of the SN emission. These limits rule out 92% of the reasonable parameter region, implying an off-axis jet is only plausible if the normalized mass loss rate of the progenitor star is $\dot{M}_{-5}/v_{w,3} \leq 0.04$ (for $\epsilon_B \geq 0.1$). This is $\sim 20 - 200$ times smaller than the observed mass loss rates for local Wolf-Rayet stars (Cappa, Goss & van der Hucht 2003) and is below the range typically observed in GRBs. Larger mass loss rates are possible but only if the energy fraction in magnetic fields is anomalously low (*i.e.*, $\epsilon_B \lesssim 10^{-3}$).

Even tighter constraints are derived for the off-axis jet model when we examine a larger sample of local Type Ibc SNe. The low luminosity limits derived for this sample require values of $\dot{M}_{-5}/v_{w,3} \approx 0.01 - 0.1$ or $\epsilon_B \lesssim 10^{-3}$ which are well below values for typical GRB afterglows. The absence of any late-time radio emission can therefore be used to put a limit on the fraction of core-collapse SNe that produce collimated, relativistic outflows. Our results imply that off-axis jets from nearby SNe are very rare ($\lesssim 6\%$) with the possible exception that the radio emission from SN 2001em is due to a GRB jet.

This conclusion complements the findings of Berger *et al.* (2003) who constrained the GRB/SN fraction through a radio survey of local Ibc SNe at early time. Berger *et al.* (2003) used early, bright radio emission as a proxy for relativistic ejecta, as in the case for SN 1998bw. After studying 33 local SNe with detection limits 1000 times fainter than SN 1998bw, Berger *et al.* (2003) found no evidence for relativistic ejecta in any of the SNe observed, thereby constraining the GRB/SN fraction to $\lesssim 3\%$.

Taken together, these results support a view that SN 1998bw was a rare and unusually energetic SN – distinct from local SNe and GRBs. In this scenario, the characteristics of SN 1998bw/GRB 980425 are not dictated by the observer's viewing angle, but rather by the properties of its central engine. SN 1998bw was an engine-driven explosion (Li & Chevalier 1999), in which 99.5% of the kinetic energy ($\sim 10^{50}$ erg) was coupled to mildly ($\Gamma \approx 2$) relativistic ejecta (Kulkarni *et al.* 1998), while a mere 0.5% was detected in the ultra-relativistic ($\Gamma \approx 100$) flow. This is in contrast to GRBs where most of the energy is carried by the relativistic gamma-rays. The observed diversity of cosmic explosions (SNe, X-ray flashes, and GRBs) may therefore be explained with a standard energy yield, but with a varying fraction of that energy given to relativistic ejecta (Berger *et al.* 2003).

The authors thank Edo Berger, Sarah Yost, Roger Chevalier and Stan Woosley for helpful discussions. AMS is supported by an NSF graduate fellowship.

⁵Li & Chevalier (1999) prefer $\dot{M}_{-5}/v_{w,3} = 6$ for fitting the rise of the radio light curves.

⁶The Very Large Array is a facility of the National Science Foundation operated under cooperative agreement by Associated Universities, Inc.

⁷This rules out the Totani (2003) model for SN2002ap (a reported “hypernova”) predicting the radio flux to increase rapidly at $t \approx 0.46$ years due to an off-axis jet. We note, however, that this prediction assumes $\dot{M}_{-5}/v_{w,3} \approx 0.3$ whereas lower values could delay the onset of re-brightening.

References

- Berger, E., Kulkarni, S. R., and Chevalier, R. A. 2002, *ApJ*, 577, L5.
- Berger, E., Kulkarni, S. R., Frail, D. A., and Soderberg, A. M. 2003a, *ApJ*, 599, 408.
- Berger, E. *et al.* 2003b, *Nature*, 426, 154.
- Bloom, J. S., Frail, D. A., and Kulkarni, S. R. 2003, *ApJ*, 594, 674.
- Cappa, C., Goss, W., and van der Hucht, K. A. 2003, *astro-ph/0401571*.
- Cen, R. 1998, *ApJ*, 507, L131.
- Chevalier, R. A., Li, Z.-Y., and Fransson, C. 2003, *ApJ*, submitted; *astro-ph/0311326*.
- Eichler, D. and Levinson, A. 1999, *ApJ*, 521, L117.
- Frail, D. A. *et al.* 2001, *ApJ*, 562, L55.
- Frail, D. A., Waxman, E., and Kulkarni, S. R. 2000, *ApJ*, 537, 191.
- Galama, T. J. *et al.* 1998, *Nature*, 395, 670.
- Granot, J. and Loeb, A. 2003, *ApJ*, 593, L81.
- Granot, J., Panaitescu, A., Kumar, P., and Woosley, S. E. 2002, *ApJ*, 570, L61.
- Hjorth, J. *et al.* 2003, *Nature*, 423, 847.
- Iwamoto, K. *et al.* 1998, *Nature*, 395, 672.
- Kaaret, P., Corbel, S., Prestwich, A. H., and Zezas, A. 2003, *Science*, 299, 365.
- Kouveliotou, C. *et al.* 2004, *ApJ* submitted; *astro-ph/0401184*.
- Kulkarni, S. R. *et al.* 1998, *Nature*, 395, 663.
- Lamb, D. Q., Donaghy, Q., T., and Graziani, C. 2003, *astro-ph/0309456*.
- Li, Z. and Chevalier, R. A. 1999, *ApJ*, 526, 716.
- MacFadyen, A. I. and Woosley, S. E. 1999, *ApJ*, 524, 262.
- Nakamura, T. 1998, *Progress of Theoretical Physics*, 100, 921.
- Norris, J. P. 2002, *ApJ*, 579, 386.
- Paczynski, B. 2001, *Acta Astronomica*, 51, 1.
- Panaitescu, A. and Kumar, P. 2001, *ApJ*, 560, L49.
- Panaitescu, A. and Kumar, P. 2002, *ApJ*, 571, 779.
- Pian, E. *et al.* 2000, *ApJ*, 536, 778.
- Salmonson, J. D. 2001, *ApJ*, 546, L29.
- Stanek, K. Z. *et al.* 2003, *ApJ*, 591, L17.
- Stockdale, C. J., Van Dyk, S. D., Sramek, R. A., Weiler, K. W., Panagia, N., Rupen, M. P., and Paczynski, B. 2004. IAU circular 8282.
- Totani, T. 2003, *ApJ*, 598, 1151.
- Waxman, E. 2003, *ApJ*, in press; *astro-ph/0310320*.
- Waxman, E. 2004, *ApJ*, submitted; *astro-ph/0401551*.
- Williams, C. L., Panagia, N., Van Dyk, S. D., Lacey, C. K., Weiler, K. W., and Sramek, R. A. 2002, *ApJ*, 581, 396.
- Woosley, S. E., Eastman, R. G., and Schmidt, B. P. 1999, *ApJ*, 516, 788.

Yamazaki, R., Yonetoku, D., and Nakamura, T. 2003, *ApJ*, 594, L79.

Yost, S. A., Harrison, F. A., Sari, R., and Frail, D. A. 2003, *ApJ*, 597, 459.

Zhang, B. and Meszaros, P. 2003, Submitted to *Int.J.Mod.Phys.A.*; astro-ph/0311321.

Zhang, W., Woosley, S. E., and MacFadyen, A. I. 2003, *ApJ*, 586, 356.

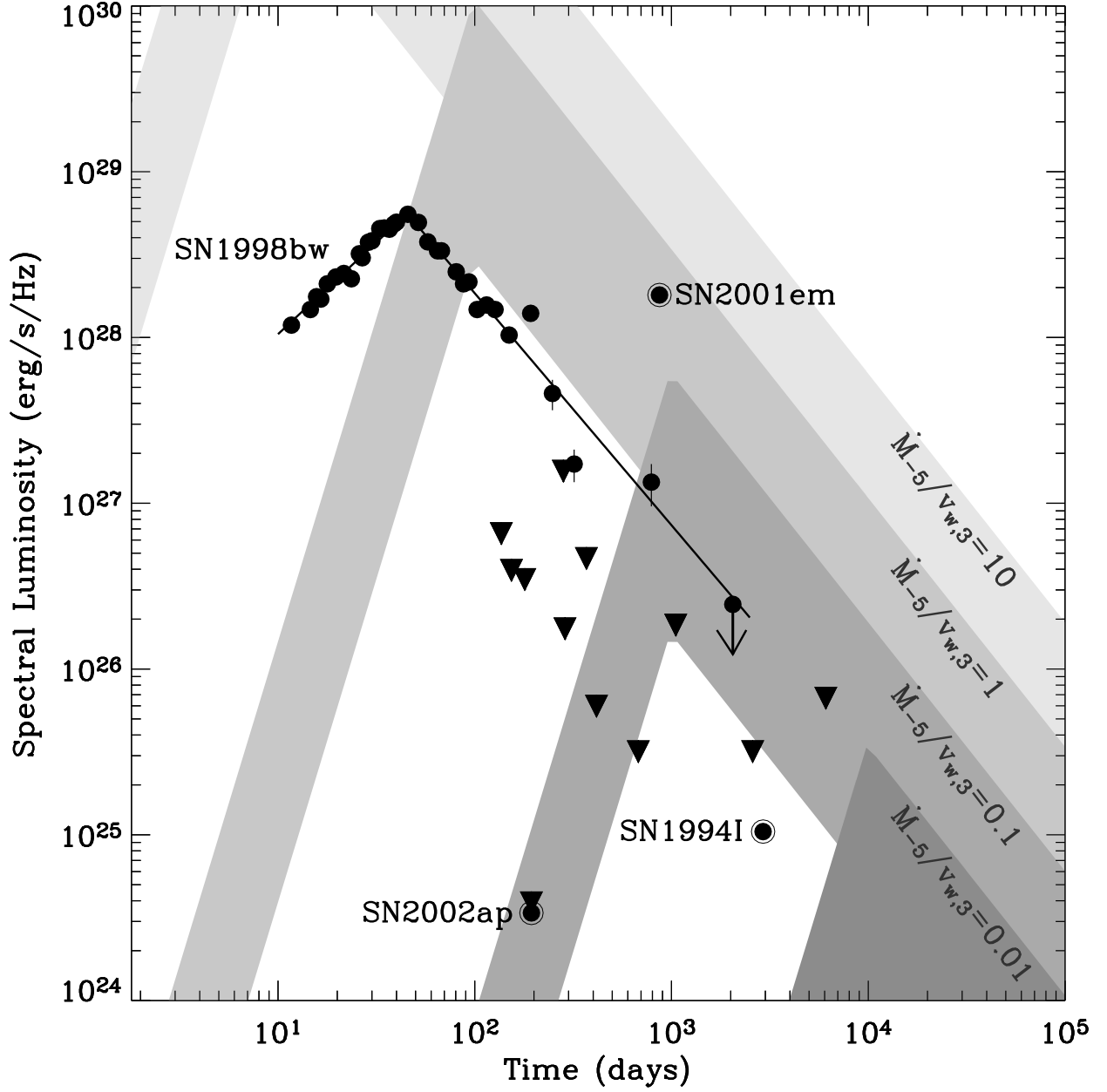


FIG. 1.— The radio luminosity evolution of SN 1998bw is shown with late-time detection limits for 12 nearby Ibc supernovae (triangles) and three late-time detections for SN 1994I, SN 2002ap and SN 2001em. The four shaded regions represent an off-axis GRB jet for $A_* = \dot{M}_{-5}/v_{w,3} = (0.01, 0.1, 1, 10)$ and assuming a range of values, $\epsilon_B = 0.002 - 0.25$. We have assumed typical values of $E_{51} = 1$ and $\epsilon_e = 0.1$. With the exception of SN 2001em, all of these late-time observations are significantly fainter than the $\dot{M}_{-5}/v_{w,3} = 1$ off-axis jet prediction and nine of the SNe constrain $\dot{M}_{-5}/v_{w,3} \leq 0.1$.

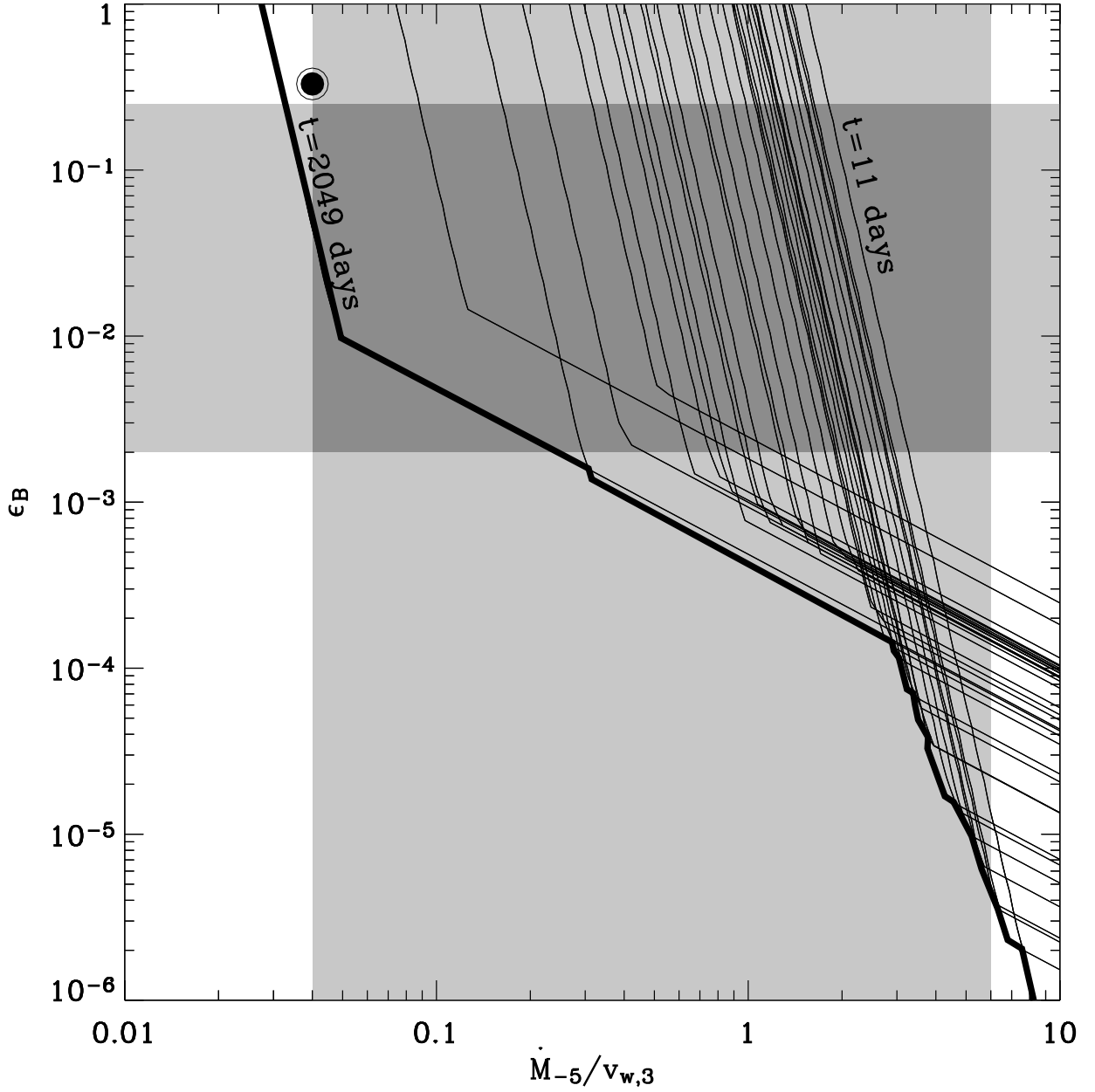


FIG. 2.— Constraints on the off-axis GRB jet model for SN 1998bw derived from radio observations. Every flux measurement allows us to exclude the region of $\epsilon_B - \dot{M}$ space *rightward* of the corresponding contour since this region produces a jet which is *brighter* than the observed radio emission at that epoch. The break in each contour marks the ϵ_B and $\dot{M}_{-5}/v_{w,3}$ values that predict a peak jet luminosity equal to that observed. Above the break, a contour constrains a jet with rising flux, while below the break it constrains one with decaying emission. The sum of the excluded regions rules out the area rightward of the thick solid line. The region of reasonable parameter values for the putative jet is bracketed by $\dot{M}_{-5}/v_{w,3} = 0.04 - 6$ as derived from modeling of SN 1998bw radio light curves, and by $\epsilon_B = 0.002 - 0.25$ as inferred for cosmological GRBs. Our observations of SN 1998bw allow us to rule out $\sim 92\%$ of this region, including the parameters proposed by Waxman (2004); (filled circle).

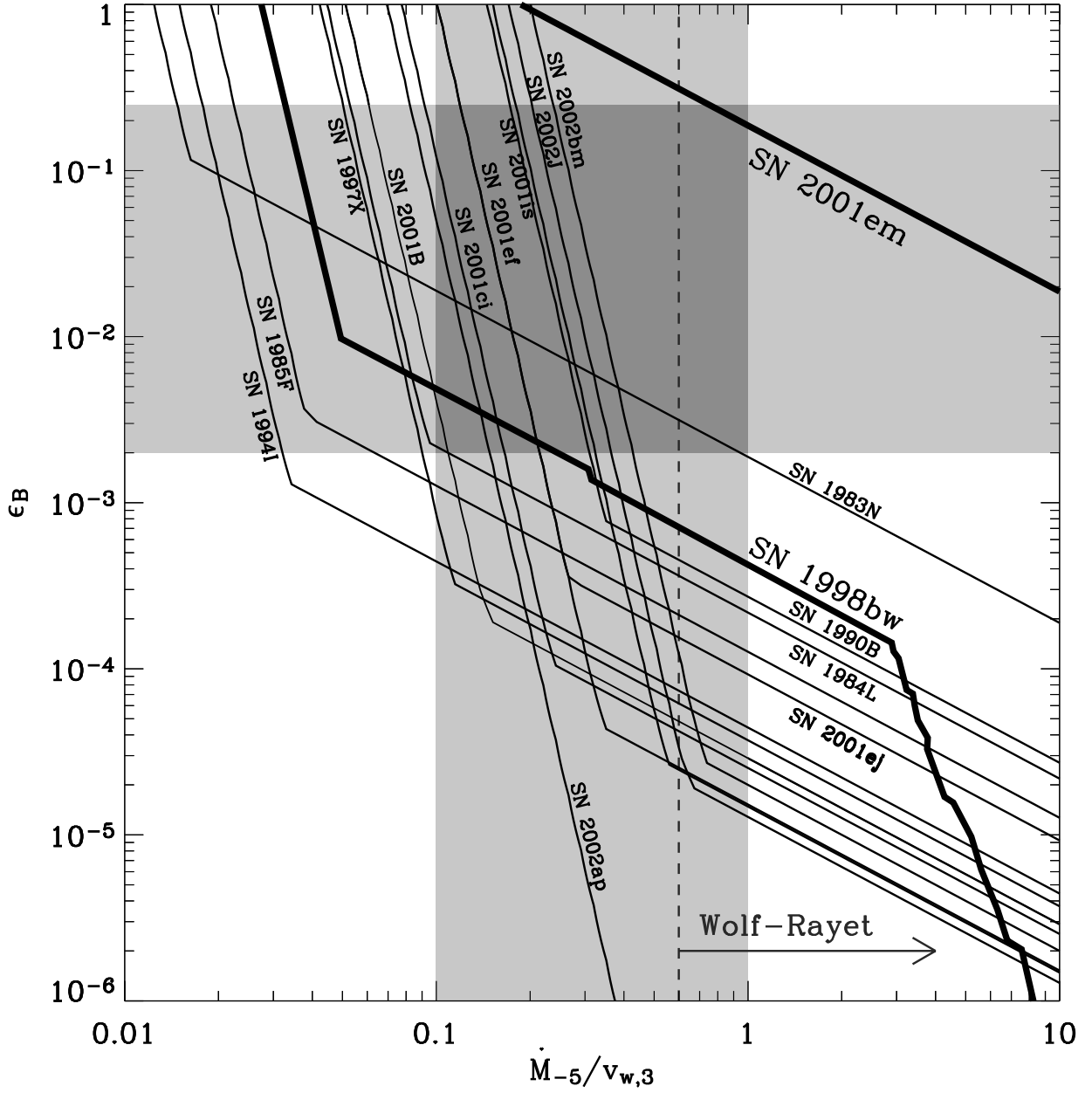


FIG. 3.— Constraints on the off-axis jet model for GRBs derived from late-time observations of local Ib c SNe. Our observations allow us to exclude the region of $\epsilon_B - \dot{M}$ space *rightward* of each SN contour since this region produces a jet which is *brighter* than the observed limit. The region of reasonable parameter values for an off-axis jet is bracketed by $\dot{M}_{-5}/v_{w,3} = A_* = 0.1 - 1$ and $\epsilon_B = 0.002 - 0.25$ as typically inferred from broadband modeling of cosmological GRBs. Four of the SNe contours rule out this entire shaded region while eleven exclude more than 50 % of it. The recent detection of SN 2001em is consistent with a typical GRB jet only if the mass loss rate is $\dot{M}_{-5}/v_{w,3} \approx 1$ (for $\epsilon_B \approx 0.2$). The low end of the local distribution of observed Wolf-Rayet mass loss rates is also shown.