

Stochastic Analysis of Subcritical Amplification of Magnetic Energy in Galactic Dynamos

Sergei Fedotov^{1,3}, Irina Bashkirtseva² and Lev Ryashko²

¹ Department of Mathematics, UMIST - University of Manchester
Institute of Science and Technology, Manchester, M60 1QD UK,
e-mail: Sergei.Fedotov@umist.ac.uk

² Department of Mathematical Physics, Ural State University,
Lenin Av., 51, 620083 Ekaterinburg, Russia.

³ Author to whom correspondence should be addressed.
PACS numbers 47.65.+a, 47.27.Eq, 95.30.Qd

31 January 2004

Abstract

We present and analyze a simplified stochastic $\alpha\Omega$ -dynamo model which is designed to assess the influence of additive and multiplicative noises, non-normality of dynamo equation, and nonlinearity of α -effect and turbulent diffusivity, on the generation of large-scale magnetic field in subcritical case. Our model incorporates the random fluctuations of α -parameter and additive noise arising from the small-scale fluctuations of magnetic and turbulent velocity fields. We show that the noise effects along with non-normality can lead to the stochastic amplification of magnetic field even in subcritical case. The criteria for such stochastic instability is established and the critical value for the intensity of multiplicative noise due to α -fluctuations is found. We perform numerical calculations of non-linear stochastic differential equations and find the series of phase transitions induced by the random fluctuations of the α -parameter.

1 Introduction

The understanding of generation and maintenance of large scale magnetic field in astrophysical objects is a problem of exceptional importance and difficulty. It is widely accepted that the magnetic field is generated by the turbulent flow of the electrically-conducting fluid. The problem is that the small scale fluctuations of turbulent flow primarily responsible for the generation of magnetic field are simply not resolvable with modern computers, especially when attempting to make large-scale predictions regarding magnetic field. Thus the influence of the small turbulent scales on the resolved magnetic field has to be modelled. Traditional closure scheme is utilized through the α -effects according to which small-scale fluctuations can be described by average term involving the curl of the mean magnetic field, \mathbf{B} , written as $\nabla \times (\alpha \mathbf{B})$. The asymptotic analysis of induction equation exploiting the assumption of two separated scales for turbulent flow leads to the effective macroscopic equation for the large scale magnetic field $\mathbf{B}(t, \mathbf{x})$ [1]-[4]

$$\frac{\partial \mathbf{B}}{\partial t} = \nabla \times (\alpha \mathbf{B}) + \nabla \times (\beta \nabla \times \mathbf{B}) + \nabla \times (\mathbf{u} \times \mathbf{B}), \quad (1)$$

where \mathbf{u} is the mean velocity field of turbulent flow, α is the coefficient of the α -effect and β is the turbulent magnetic diffusivity. Traditionally the phenomena of generation of magnetic field was analyzed by considering perturbations of trivial state $\mathbf{B} = 0$ and looking for exponential solutions to deterministic PDE (1) with appropriate boundary conditions. While this standard stability analysis successfully predicts the dynamo action for supercritical case, there are situations for which this eigenvalue analysis fails to predict the subcritical onset of instability [11, 16]. It was pointed out [7] that the closure scheme involving only deterministic $\alpha\beta$ -parametrization is not completely satisfactory since unresolved fluctuations may produce random terms on the right hand side of the dynamo equation (1). Moreover, it follows from astronomical observations that large scale magnetic field exhibits a rich random variability both in space and time that cannot be described by the deterministic equation (1).

The importance of noise effects in dynamo problem has been recognized previously and several attempts have been made to account for the effects of spatial and temporal fluctuations of small scale magnetic and velocity fields on the generation process. Kraichnan considered the fluctuations of α -parameter and found the negative contribution to turbulent diffusivity from helicity fluctuations [6]. Hoyng with colleagues [12] studied in details the effect of random fluctuations in the α -parameter by considering the system of stochastic linear equations for eigenmodes corresponding the dynamo equations. They found the excitation of those modes such that their magnetic energy is proportional to γ^{-1} , where γ is the damping rate. Stochastic dynamics of magnetic field generation has been also analyzed by Farrell and Ioannou in [7], where they examine a mechanism by which small-scale fluctuations excite the large scale magnetic field. They modelled these fluctuations by additive noise term in the mean field equation and found the crucial role of non-normality on the dynamo process. Numerical simulations of magnetoconvection equations was performed in [8] with the analyses of effects of noise and non-normal transient growth. Inhomogeneous turbulent helicity fluctuations were considered in [14]. Stochastic dynamo theory was proposed by Vishniac and Brandenburg [13]. They showed how random fluctuations in the helicity can generate large-scale magnetic field for $\alpha\Omega$ -dynamo. We note that this model is closely related to present work. However, they did not consider the transient amplification due to the non-normality of dynamo equation. It turns out that non-normal dynamical systems exhibit an extraordinary sensitivity to random perturbations which leads to great amplification of the second moments of stochastic dynamical systems [7, 15]. Our recent work has demonstrated the possibility for stochastic magnetic energy amplification in subcritical situation where the dynamo number is less than critical [16]. These observations motivate fur-

ther studies of noise and nonlinearity effects which we consider below in the context of simplified stochastic no- z model [17]. An issue we address in this paper is how the random fluctuations may be appropriately incorporated into the classical $\alpha\Omega$ -dynamo model. Our analysis especially focuses upon the multiplicative noise due to the random fluctuations of α -parameter and the non-normality of dynamo equation operator. Recall that an operator is said to be non-normal if it does not commute with its adjoint in the corresponding scalar product. The determination of the effect of the noise along with non-normality on the amplification of magnetic energy is the primary contribution of this paper.

In section II, we discuss the deterministic $\alpha\Omega$ -dynamo model, its equilibrium points and transient growth effect. In section III, we consider linear stochastic model for subcritical case. We derive the equations for second moments and find their stationary values. We demonstrate the important differences between nonnormal system and normal one under the influence of additive noise. We explore the influence of multiplicative noise due to fluctuations of α -parameter on the amplification of magnetic energy in subcritical case. We derive the criteria under which the second moments grows exponentially with time. Finally, in section IV, we perform numerical experiments showing that there exist series of noise-induced phase transitions in the $\alpha\Omega$ -dynamo model.

2 Stochastic $\alpha\Omega$ -dynamo model in a thin-disk approximation

Following [3, 4] we consider here the thin-disk approximation to the dynamo equation for spiral galaxies, in which turbulent disk of conducting fluid of uniform thickness $2h$ and radius R ($R \gg h$) rotates with angular velocity $\Omega(r)$. We restrict ourselves to the case of the $\alpha\Omega$ -dynamo for which the differential rotation dominates over the α -effect. The governing equations for the components of axisymmetric magnetic field $B_r(t, r, z)$ and $B_\varphi(t, r, z)$ in the polar cylindrical coordinates (r, φ, z) can be written as

$$\begin{aligned}\frac{\partial B_r}{\partial t} &= -\frac{\partial}{\partial z}(\alpha(t, z, r)B_\varphi) + \beta\frac{\partial^2 B_r}{\partial z^2} + \frac{\beta}{r}\frac{\partial}{\partial r}\left(\frac{1}{r}\frac{\partial B_r}{\partial r}\right) + f_r(t, z, r), \\ \frac{\partial B_\varphi}{\partial t} &= g_\omega B_r + \beta\frac{\partial^2 B_\varphi}{\partial z^2} + \frac{\beta}{r}\frac{\partial}{\partial r}\left(\frac{1}{r}\frac{\partial B_r}{\partial r}\right) + f_\varphi(t, z, r),\end{aligned}\tag{2}$$

where $g_\omega = r d\Omega/dr$ is the measure of differential rotation (usually $rd\Omega/dr < 0$), $f_r(t, z, r)$ and $f_\varphi(t, z, r)$ are the stochastic terms describing unresolved turbulent fluctuations. The components $B_r(t, r, z)$ and $B_\varphi(t, r, z)$ obey the vacuum boundary conditions on the thin disc surfaces $B_{r,\varphi}(t, r, -h) = 0$, $B_{r,\varphi}(t, r, h) = 0$ [3, 4].

In what follows we neglect the spatial structure of the magnetic field along the radius r and the height of galaxy adopting well-known no- z model [17]. The aim here is to concentrate on the studies of the influence of random fluctuations and non-normality on the dynamo process. We also take into account non-linear backreaction [25]. The dynamical system for the azimuthal, $B_\varphi(t)$, and radial, $B_r(t)$, components of the magnetic field \mathbf{B} can be written then in the form

$$\begin{aligned}\frac{dB_r}{dt} &= -\frac{\alpha(|\mathbf{B}|)(1 + \xi_\alpha(t))}{h}B_\varphi - \frac{\pi^2\beta(|\mathbf{B}|)}{4h^2}B_r + \xi_r(t), \\ \frac{dB_\varphi}{dt} &= g_\omega B_r - \frac{\pi^2\beta(|\mathbf{B}|)}{4h^2}B_\varphi.\end{aligned}\tag{3}$$

This dynamical system may be regarded as one mode approximation of (2). It should be noted that the deterministic critical conditions for the generation of magnetic field is the same for both models (2) and (3): $\alpha h^3 \beta^{-2} |g_\omega| > \pi^4/16$ [4]. Here we introduce the non-linear functions $\alpha(|\mathbf{B}|)$ and $\beta(|\mathbf{B}|)$ describing the quenching of the α -effect and turbulent magnetic diffusivity. It is well-known that the current theories disagree about how the dynamo coefficients $\alpha(|\mathbf{B}|)$ and $\beta(|\mathbf{B}|)$ are suppressed by the mean field \mathbf{B} [25]. Here we describe the dynamo quenching by using the standard forms [5]

$$\alpha(|\mathbf{B}|) = \alpha_0 \left(1 + k_\alpha (B_\varphi/B_{eq})^2\right)^{-1}, \quad \beta(|\mathbf{B}|) = \beta_0 \left(1 + \frac{k_\beta}{1 + (B_{eq}/B_\varphi)^2}\right)^{-1}, \quad (4)$$

where k_α and k_β are constants of order one, and B_{eq} is the equipartition strength. We note that for the $\alpha\Omega$ -dynamo the azimuthal component $B_\varphi(t)$ is much larger than the radial field $B_r(t)$, therefore, $\mathbf{B}^2 \simeq B_\varphi^2$. The issue of the strong dependence of α and β on the magnetic Reynolds number R_m is still controversial and we did not include it in our analysis.

Regarding random perturbations in the system (3), we adopt a phenomenological mesoscopic approach in which the parameters of dynamo equations are assumed to be the random functions of time [22, 23]. The multiplicative noise $\xi_\alpha(t)$ in (3) stands for the rapid random fluctuations of the parameter α . One can show that they are more important than the random fluctuations of the turbulent magnetic diffusivity β [12]. The additive noise term $\xi_f(t)$ represents the stochastic forcing arising from the small-scale fluctuations of magnetic and turbulent velocity fields [7]. Both random terms are assumed to be independent Gaussian white noises with zero means $\langle \xi_\alpha(t) \rangle = 0$, $\langle \xi_f(t) \rangle = 0$ and correlations:

$$\langle \xi_\alpha(t) \xi_\alpha(s) \rangle = 2D_\alpha \delta(t-s), \quad \langle \xi_r(t) \xi_r(s) \rangle = 2D_r \delta(t-s), \quad (5)$$

where D_α and D_f are the intensities of the noises, the angular brackets $\langle \cdot \rangle$, denote the statistical average. One can show [15] that the additive noise in the second equation in (3) is less important and can be ignored. Of course, this paper addresses the over-simplified case of magnetic field generation in galaxies. Nonetheless, we present this work as an illustration of the influence the random fluctuations and non-normality may play in the dynamo process, and which therefore should be accounted for in more complicated dynamo modelling like the stochastic pde's (2).

The dynamical system (3) is well studied for the case when the noise terms are absent, and there has been much progress in the prediction of the growth rates induced by both α -effect and differential rotation and corresponding speed of magnetic waves [19]. However, there is considerably less understanding of generation of magnetic field in the presence of random fluctuations. Although the equations (3) is a theoretical simplification of what really happens in galaxies, we strongly believe that it does provide a useful framework for understanding of interaction of stochastic perturbation, non-normality and non-linear effects.

It is convenient to rewrite the governing equations (3) in a nondimensional form by using an equipartition field strength B_{eq} , a length h , and a time Ω_0^{-1} , where Ω_0 is the typical value of angular velocity. In terms of the dimensionless parameters

$$g = \frac{|g_\omega|}{\Omega_0}, \quad \delta = \frac{R_\alpha}{R_\omega}, \quad \varepsilon = \frac{\pi^2}{4R_\omega}, \quad R_\alpha = \frac{\alpha_0 h}{\beta}, \quad R_\omega = \frac{\Omega_0 h^2}{\beta}, \quad (6)$$

the stochastic dynamo equations (3) can be written in the form of SDE's [22, 23]

$$dB_r = -(\delta \varphi_\alpha(B_\varphi) B_\varphi + \varepsilon \varphi_\beta(B_\varphi) B_r) dt - \sqrt{2\sigma_1} \varphi_\alpha(B_\varphi) B_\varphi dW_1 + \sqrt{2\sigma_2} dW_2, \quad (7)$$

$$dB_\varphi = -(gB_r + \varepsilon\varphi_\beta(B_\varphi)B_\varphi)dt, \quad (8)$$

where W_1 and W_2 are independent standard Wiener processes, and σ_1 and σ_2 are the noise intensities

$$\sigma_1 = \frac{D_\alpha}{h^2\Omega_0}, \quad \sigma_2 = \frac{D_r}{B_{eq}^2\Omega_0}. \quad (9)$$

Here we introduce the functions $\varphi_\alpha(B_\varphi)$ and $\varphi_\beta(B_\varphi)$ describing non-linear quenching

$$\varphi_\alpha(B_\varphi) = \frac{1}{1 + k_\alpha B_\varphi^2}, \quad \varphi_\beta(B_\varphi) = \frac{1 + B_\varphi^2}{1 + (k_\beta + 1)B_\varphi^2}. \quad (10)$$

Now let us discuss the other parameters in (7),(8), namely, $\delta = R_\alpha/R_\omega$ and $\varepsilon = \pi^2/4R_\omega$. The parameter δ is the characteristic of relative importance of the ω -effect and α -effect. For the $\alpha\Omega$ -dynamo the differential rotation dominates over the α -effect, that is, $R_\alpha \ll R_\omega$. Moreover, the diffusion time h^2/β is much larger than the time Ω_0^{-1} , therefore, both parameters δ and ε are small. Their typical values for spiral galaxies are $0.01 - 0.1$ ($R_\omega = 10 - 100$, $R_\alpha = 0.1 - 1$) [4]. It turns out that for the small values δ and ε , the linear operator (matrix) in (7),(8) is a highly non-normal one, since $g \sim 1$. This can lead to a large transient growth of the azimuthal component $B_\varphi(t)$ in a *subcritical* case. The nonlinear interactions may lead to a further amplification of this small disturbance [16]. The crucial idea behind subcritical transition is that the α -effect or ω -effect might be relatively weak, but the generation and maintenance of the large scale magnetic field is still possible.

3 Deterministic system

Let us briefly review the dynamics of the system (7),(8) in the absence of noise terms. It takes the form

$$\begin{aligned} \frac{dB_r}{dt} &= -\delta\varphi_\alpha(B_\varphi)B_\varphi - \varepsilon\varphi_\beta(B_\varphi)B_r, \\ \frac{dB_\varphi}{dt} &= -gB_r - \varepsilon\varphi_\beta(B_\varphi)B_\varphi. \end{aligned} \quad (11)$$

The equilibrium points of the system (11) can be found from $\delta\varphi_\alpha(B_\varphi)B_\varphi + \varepsilon\varphi_\beta(B_\varphi)B_r = 0$, $gB_r + \varepsilon\varphi_\beta(B_\varphi)B_\varphi = 0$. The stationary value of the radial component, B_r , can be expressed in terms of the azimuthal one, B_φ ,

$$B_r = -\frac{\varepsilon\varphi_\beta(B_\varphi)B_\varphi}{g} \quad (12)$$

while B_φ is a solution of equation

$$-\frac{\varepsilon^2}{g}\varphi_\beta^2(B_\varphi)B_\varphi + \delta\varphi_\alpha(B_\varphi)B_\varphi = 0. \quad (13)$$

Over a wide range of parameters, this equation might possess five solutions including the trivial one $B_\varphi = 0$. The others stationary points can be found from the equation

$$\frac{\varepsilon^2}{g\delta}(1 + B_\varphi^2)^2(1 + k_\alpha B_\varphi^2) - (1 + (k_\beta + 1)B_\varphi^2)^2 = 0. \quad (14)$$

Since there are multiple stable solutions (see Fig.1 for $\varepsilon = 0.1$, $\delta = 0.01$, $k_\alpha = k_\beta = 1$), the system (11) can exhibit hysteresis [27].

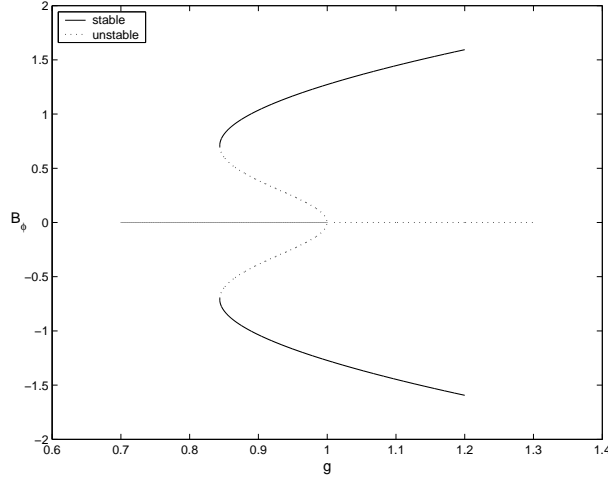


Fig. 1. The dependence of the stationary points of deterministic system (11) on the parameter g (subcritical bifurcation).

Of course, the stochastic system, in which such multiple stable states can coexist (metastability), may exhibit random transitions between these states. In general, the transition rate is inversely proportional to the corresponding mean first passage time [22, 23]. In the next sections we discuss the peculiarities of such transitions with non-normal effects.

The onset of the instability of the trivial equilibrium state $B_r = 0$, $B_\varphi = 0$ can be obtained from a standard linear stability analysis. Linearization gives

$$\frac{d\mathbf{B}}{dt} = \mathbf{A}\mathbf{B}, \quad (15)$$

where

$$\mathbf{A} = \begin{bmatrix} -\varepsilon & -\delta \\ -g & -\varepsilon \end{bmatrix}, \quad \mathbf{B} = \begin{bmatrix} B_r \\ B_\varphi \end{bmatrix}. \quad (16)$$

The matrix \mathbf{A} has two eigenvalues

$$\lambda_1 = -\varepsilon + \sqrt{g\delta}, \quad \lambda_2 = -\varepsilon - \sqrt{g\delta}. \quad (17)$$

The *supercritical* instability condition ($\lambda_1 > 0$) can be written as $g\delta > \varepsilon^2$. The *subcritical* case corresponds to $g\delta < \varepsilon^2$. The main purpose of this paper is to study the stochastic amplification of magnetic field \mathbf{B} in later, *subcritical*, case.

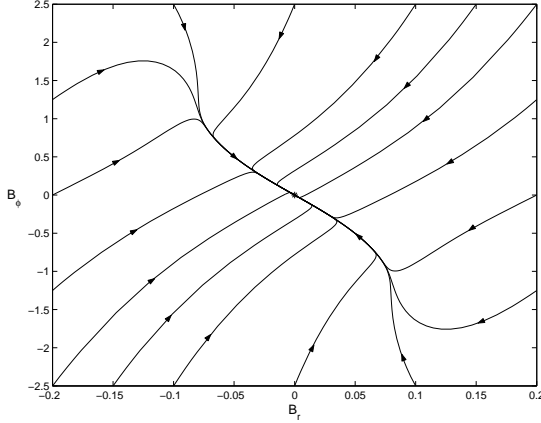
Since δ and ε are small parameters and $g \sim 1$, the matrix \mathbf{A} is a highly non-normal one. Recall that the matrix \mathbf{A} is normal, if $\mathbf{A}\mathbf{A}^T = \mathbf{A}^T\mathbf{A}$, where T denotes the Hermitian transpose, otherwise it is non-normal. Even in the *subcritical case* when both eigenvalues $\lambda_{1,2}$ are negative, B_φ exhibits a large degree of transient growth before the exponential decay. The azimuthal component $B_\varphi(t)$, as a solution of the system (15) with the initial conditions

$$B_r(0) = -2c\sqrt{\delta/g}, \quad B_\varphi(0) = 0, \quad (18)$$

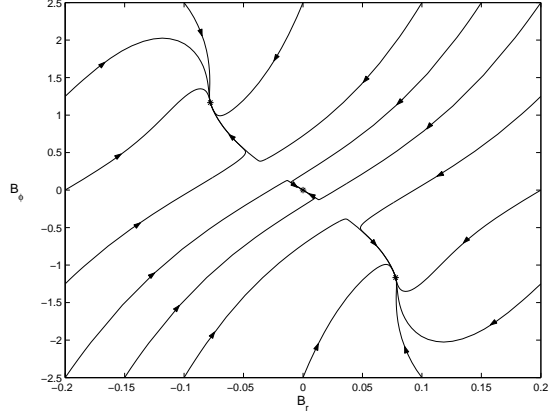
has the form

$$B_\varphi(t) = c(e^{\lambda_1 t} - e^{\lambda_2 t}). \quad (19)$$

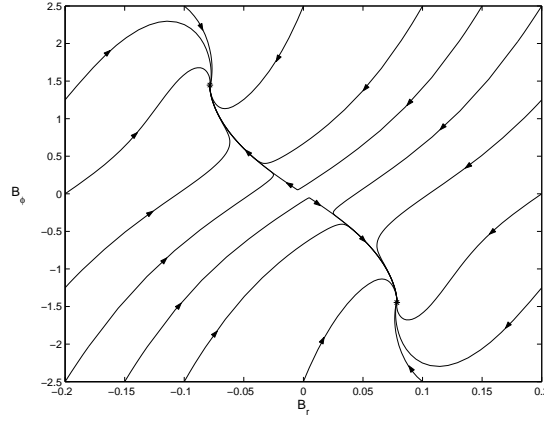
Thus $B_\varphi(t)$ exhibits large transient growth over a timescale of order $\frac{1}{\lambda_2 - \lambda_1} \ln \frac{\lambda_1}{\lambda_2}$ before decaying exponentially. In another words the transient growth causes a temporary exit from the basin of attraction of the linearly stable solution $(0, 0)$. In Fig. 2 we plot phase portraits of the system (11) for $\varepsilon = 0.1$, $\delta = 0.01$, $k_\alpha = k_\beta = 1$.



(a) $g = 0.84$ one stable stationary point $(0, 0)$



(b) $g = 0.95$ three stable stationary points (subcritical case)



(c) $g = 1.1$ two stable stationary points (supercritical case)

Fig. 2. Phase portraits of deterministic system (11)

Similar deterministic low-dimensional models like (11) with transient growth have been proposed in [20, 21] to explain the *subcritical* transition in the Navier-Stokes equations.

4 Analysis of linear stochastic system: subcritical case

In this section we discuss the circumstances under which the magnetic field of initially zero amplitude can experience sustained growth even in subcritical case. There are experimental evidences that the growth of magnetic field can not be only explained by traditional eigenvalue analysis ([18]). These experimental findings pose a major theoretical challenge: how can this generation be understood analytically from dynamo equations in subcritical case?

The linear approximation of the stochastic system (7),(8) near equilibrium point $B_r = 0$, $B_\varphi = 0$ can be written as

$$\frac{d\mathbf{B}}{dt} = \mathbf{A}\mathbf{B} + \sqrt{2\sigma(\mathbf{B})}\mathbf{a}\frac{dW}{dt}, \quad (20)$$

$$\mathbf{A} = \begin{bmatrix} -\varepsilon & -\delta \\ -g & -\varepsilon \end{bmatrix}, \quad \mathbf{B} = \begin{bmatrix} B_r \\ B_\varphi \end{bmatrix}, \quad \mathbf{a} = \begin{bmatrix} 1 \\ 0 \end{bmatrix}, \quad (21)$$

$$\sigma(\mathbf{B}) = \sigma_1 B_\varphi^2 + \sigma_2 = \sigma_1(\mathbf{B}, \mathbf{S}\mathbf{B}) + \sigma_2, \quad \mathbf{S} = \begin{bmatrix} 0 & 0 \\ 0 & 1 \end{bmatrix}. \quad (22)$$

Here W is the standard Wiener process.

The important statistical characteristics of this system are the second moments, since they represent the energy of magnetic field. The second moments matrix $\mathbf{M} = E(\mathbf{B}\mathbf{B}^\top)$ is governed by system

$$\frac{d\mathbf{M}}{dt} = \mathbf{A}\mathbf{M} + \mathbf{M}\mathbf{A}^\top + 2(\sigma_1 \text{tr}(\mathbf{M}\mathbf{S}) + \sigma_2)\mathbf{a}\mathbf{a}^\top. \quad (23)$$

There exists a variety of formal derivations of the equations (23). One of them can be found in Appendix 1. It is also convenient to represent the matrix \mathbf{M} in the form

$$\mathbf{M} = \begin{bmatrix} m_1 & m_2 \\ m_2 & m_3 \end{bmatrix}, \quad (24)$$

where $m_1(t) = E(B_r^2)$, $m_2(t) = E(B_r B_\varphi)$ and $m_3(t) = E(B_\varphi^2)$ and $E(\cdot)$ denotes the expectation.

4.1 Additive noise

In this section we study how the additive noise can amplify the magnetic energy

$$E_B(t) \approx m_3(t) = E(B_\varphi^2). \quad (25)$$

Without multiplicative noise ($\sigma_1 = 0$) the system (20) takes the form

$$\frac{d\mathbf{B}}{dt} = \mathbf{A}\mathbf{B} + \sqrt{2\sigma_2}\mathbf{a}\frac{dW}{dt}. \quad (26)$$

It follows from (23) that in the *subcritical* case second moments matrix $\mathbf{M}(t)$ converges to stationary value as $t \rightarrow \infty$ such that

$$m_1 = \frac{(2\varepsilon^2 - g\delta)\sigma_2}{2\varepsilon(\varepsilon^2 - g\delta)}, \quad m_2 = \frac{g\sigma_2}{2(g\delta - \varepsilon^2)}, \quad m_3 = \frac{g^2\sigma_2}{2\varepsilon(\varepsilon^2 - g\delta)}. \quad (27)$$

This result implies that additive noise effects, which occur naturally in the turbulent conducting fluids, together with differential rotation provide mechanisms which generate the large scale magnetic field in subcritical case. Let us consider the dependence of stationary value $m_3 = E(B_\varphi^2)$ on differential rotation parameter g . When g varies from 0 to $g_{crit} = \varepsilon^2/\delta$ the function $m_3(g)$ increases such that $m_3(g) \rightarrow \infty$ as $g \rightarrow g_{crit} = \varepsilon^2/\delta$. Note that the sensitivity of normal dynamical systems to additive noise near the bifurcation point is well-known result [22]. Let us discuss now the differences between the non-normal system like (26) and the normal one in the presence of additive noise. To understand this difference consider along with non-normal system (26) the corresponding scalar normal stochastic equation

$$\frac{dB}{dt} = \lambda_1 B + \sqrt{2\sigma_2}\frac{dW}{dt}, \quad \lambda_1 = -\varepsilon + \sqrt{g\delta}. \quad (28)$$

In *subcritical* case ($\lambda_1 < 0$), the solution of (28) is nothing else but the classical Ornstein-Uhlenbeck process [22, 23]. It is easy to find the stationary value of its second moment $m = E(B^2)$:

$$m = \frac{\sigma_2}{\varepsilon - \sqrt{g\delta}}. \quad (29)$$

To assess the significance of non-normality effect with respect to the sensitivity to additive noise, let us introduce the new parameter $k = \frac{m_3}{m}$ that can be interpreted as stochastic non-normality coefficient. If we consider the neighborhood of bifurcation point $\lambda_1 = 0$, it gives us the measure of sensitivity of non-normal system to noise compared to normal one. By using (27) and (29), one can find

$$k = \frac{g^2}{2\varepsilon(\varepsilon + \sqrt{g\delta})} \quad (30)$$

At the bifurcation point, $g = g_{crit}$ the value of this parameter is

$$k = \frac{g_{crit}^2}{4\varepsilon^2}. \quad (31)$$

Since $g_{crit} \sim 1$ it follows that $k \sim \varepsilon^{-2} \gg 1$, which shows how sensitive the non-normal system (26) is compared to equivalent normal system (28). We note that the level of second moments maintained in stochastic non-normal dynamical system associated with linearly stable shear flows has been discussed in [11].

4.2 Multiplicative noise: stochastic instability

In this section we discuss how the average magnetic energy $E_B(t) \approx m_3 = E(B_\varphi^2)$ is amplified by the random fluctuations of α -parameter in *subcritical* case. In particular we find the critical value of multiplicative noise intensity σ_{cr} such that for all values of $\sigma_1 > \sigma_{cr}$ the energy $E_B(t)$ grows as $\exp(\lambda t)$. Of course, all first moments, $E(B_r)$ and $E(B_\varphi)$, tend to zero in this *subcritical* regime.

Consider the system (20) with multiplicative noise only

$$\frac{d\mathbf{B}}{dt} = \mathbf{A}\mathbf{B} + \sqrt{2\sigma_1(\mathbf{B}, \mathbf{S}\mathbf{B})}\mathbf{a}\frac{dW}{dt}. \quad (32)$$

It is well known that the second moments matrix of the system (20) converges to stationary value as $t \rightarrow \infty$ if and only if the equilibrium $\mathbf{B} = 0$ of system (32) is exponentially stable in the mean square sense (EMS-stable). EMS-stability means that $E\|\mathbf{B}(t)\|^2 \leq K \exp(-lt)E\|\mathbf{B}(0)\|$, $K, l > 0$.

Theorem. The equilibrium $\mathbf{B} = 0$ of system (32) is EMS-stable if and only if

- a) the equilibrium $\mathbf{B} = 0$ of deterministic system (11) is asymptotically stable;
- b) $\text{tr}(\mathbf{M}\mathbf{S}) < 1$, where \mathbf{M} is the second moments stationary matrix for the system

$$\frac{d\mathbf{B}}{dt} = \mathbf{A}\mathbf{B} + \sqrt{2\sigma_1}\mathbf{a}\frac{dW}{dt}. \quad (33)$$

Proof of this Theorem one can find in Appendix 2. This criterion [26] reduces the linear stability analysis of system with multiplicative noise to that of the second moments stationary matrix of system with corresponding additive noise only.

For *subcritical* case, it follows from this theorem that the system (20) is EMS-stable if

$$g^2\sigma_1 < 2\varepsilon(\varepsilon^2 - g\delta). \quad (34)$$

The critical value of the multiplicative noise intensity σ_1 is

$$\sigma_{cr} = \frac{2\varepsilon(\varepsilon^2 - g\delta)}{g^2} \quad (35)$$

If $\sigma_1 > \sigma_{cr}$ then for any additive noise intensity $\sigma_2 > 0$ the second moments of the system (32) tend to infinity as $t \rightarrow \infty$. It means that the random trajectories of nonlinear system (7),(8) leave the basin of attraction of zero equilibrium $B_r = 0$, $B_\varphi = 0$. The understanding of the stabilization of this growth should involve the numerical solution of the full non-linear problem given by (7),(8).

It should be noted that the idea of a magnetic generation by differential rotation (the ω -effect) is widely accepted, but the α -effect is still considered as controversial. It follows from above analysis that the amplification of magnetic energy might happen even in the case when the mean value of α is zero. It should be noted that this result is different from analogous in [14] since we consider here the second moments of magnetic field. Certainly, the predictions obtained here for simplified stochastic model should be ultimately extended to more realistic system of partial differential equations (2); however, for now we use the no- z model as a simplified tool to observe the noise effects on the generation of magnetic energy in *subcritical* case.

5 Numerical analysis: nonlinear case

So far we have concentrated on the linear stochastic instability where the second moments grow exponentially without limit. Obviously, in non-linear case, if we take into account the backreaction which suppresses the effective dissipation β , and α -effect, one can expect an entirely different global behavior.

In this section, we perform simulations of random trajectories of nonlinear dynamical system (7),(8) for $\varepsilon = 0.1$, $\delta = 0.01$, $k_\alpha = k_\beta = 1$. In this case a critical value of differential rotation parameter g_{crit} is 1. Since we are interested in *subcritical* case, $g < 1$, we choose g to be 0.99. It follows from (35) that for this set of parameters the critical value of multiplicative noise intensity σ_{cr} is $2 \cdot 10^{-5}$. Let us emphasize again that the main reason why σ_{cr} is so small because of the high level of non-normality of dynamical system (7),(8).

Fig.3 demonstrates qualitative changes in the shapes of quasi-stationary probability density function (pdf) as the intensity of multiplicative noise σ_1 increases ($\sigma_2 = 0.5 \cdot 10^{-7}$).

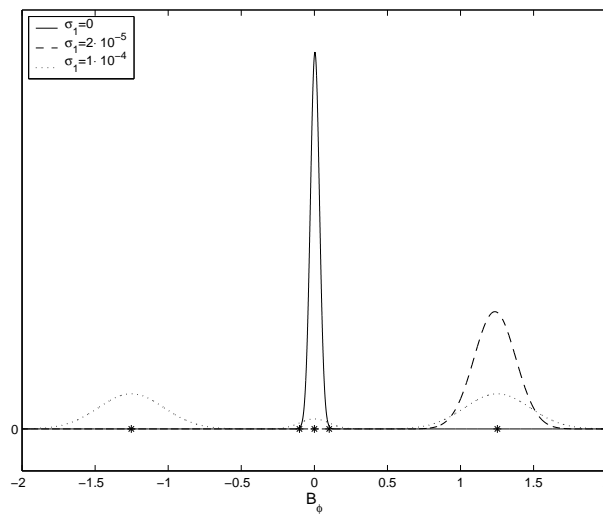


Fig. 3. Quasi-stationary probability density functions.

Here asterisks mark the positions of equilibrium points for deterministic system. One can see that there are three qualitatively different regimes depending of the value σ_1 . This phenomenon

is known as a noise-induced phase transition. For very small values of σ_1 the stationary pdf is concentrated around the equilibrium point $B_\varphi = 0$.

Stochastic trajectories of (7),(8) calculated by direct numerical simulations are shown on Figs. 4 and 5.

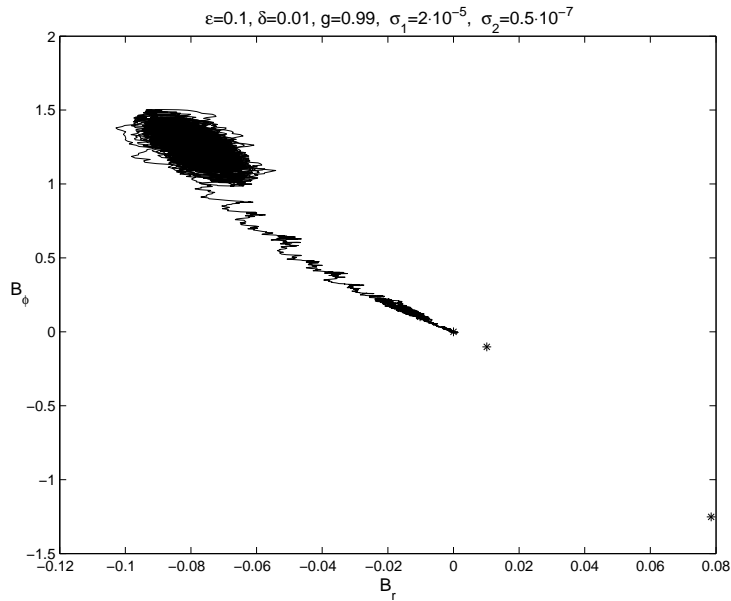


Fig. 4. Stochastic trajectory escapes from zero equilibrium point and concentrates near non-zero equilibrium.

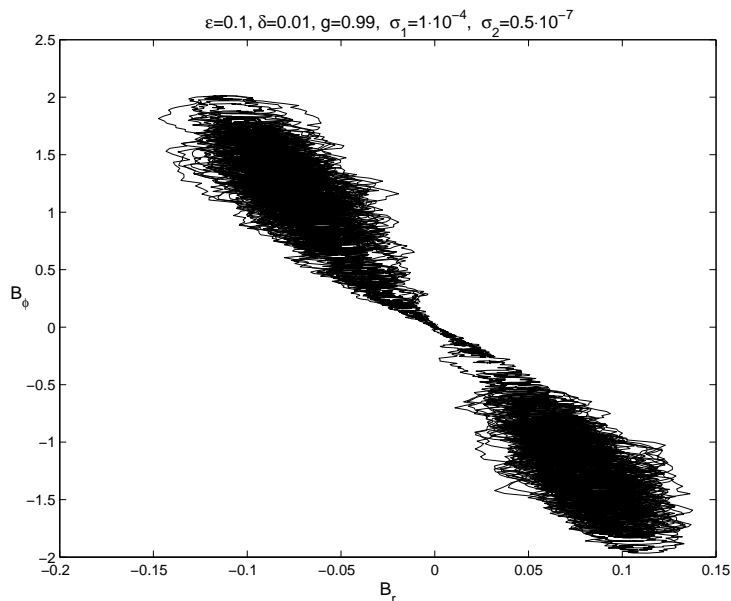


Fig. 5. Stochastic trajectory moves around all stationary points.

One can see that as σ_1 increases, the trajectories (see Fig. 4) escape from the domain of attraction of zero equilibrium point and concentrate in the vicinity of non-zero stable equilibrium point. Further increase of σ_1 leads to quite complicated dynamics when the stochastic trajectory

(see Fig. 5) moves around all deterministic stationary points.

6 Discussion and conclusions

We have studied the stochastic amplification of large scale magnetic fields in a differentially rotating systems in subcritical regime and discussed the possible implications of this for the magnetic field in galaxies. The main purpose was to address the stochastic generation that cannot be explained by traditional linear eigenvalue analysis. We have chosen the simplified stochastic $\alpha\Omega$ -dynamo model for galaxies in a thin-disk approximation and thereby concentrated on the influence of additive and multiplicative noises along with non-normality on the amplification of magnetic field in the subcritical case (dynamo number is less than critical). In linear case, we have derived the equations for second moments describing the magnetic energy and demonstrated the important differences between non-normal system and normal one under the influence of additive noise. For the multiplicative noise, the criteria for the stochastic instability was established in terms of critical value of intensity of noise due to α -fluctuations. In non-linear case, we have performed numerical simulations of non-linear stochastic differential equations for $\alpha\Omega$ -dynamo and found the series of noise induced phase transitions: qualitative changes in the behavior of the trajectories due to the increase in noise intensity parameter.

It should be noted that the equations (7),(8) as applied to galaxies is a theoretical simplification, but it does provide a useful framework for understanding of effect of random fluctuations. Our finding for the stochastic parametric instability can be straightforwardly applied to partial differential equations (2) in which case one has to consider the coupled system for eigenmodes [12]. In this respect two equations (7),(8) can be regarded as a dynamical system for first eigenmodes (order parameters), where the influence of other degree of freedom is parametrized by additive and multiplicative noises. We believe that our theory can be also extended and applied (after some modifications) for the solar dynamo in which the toroidal field is generated by the action of a shear flow (typical non-normal effect).

References

- [1] H. K. Moffatt, *Magnetic Field Generation in Electrically Conducting Fluids* (Cambridge University Press, New York, 1978).
- [2] F. Krause and K. H. Rädler, *Mean-Field Magnetohydrodynamics and Dynamo Theory* (Academic-Verlag, Berlin, 1980).
- [3] Ya. B. Zeldovich, A.A. Ruzmaikin and D. D. Sokoloff, *Magnetic Fields in Astrophysics* (Gordon and Breach Science Publishers, New York, 1983).
- [4] A. A. Ruzmaikin, A. M. Shukurov and D. D. Sokoloff, *Magnetic Fields in Galaxies* (Kluwer Academic Publishers, Dordrecht, 1988).
- [5] L. Widrow, *Rev. Mod. Phys.* **74**, 775 (2002).
- [6] R. Kraichnan, *J. Fluid Mech.* **75**, 657 (1976).
- [7] B. Farrel, and P. Ioannou, *ApJ*, **522**, 1088 (1999).

- [8] J. R. Gog, I. Opera, M. R. E. Proctor, and A. M. Rucklidge, *Proc. R. Soc. Lond. A* , **455**, 4205 (1999).
- [9] S. Grossmann, *Rev. Mod. Physics*, **72**, 603 (2000).
- [10] P. J. Schmid, D. S. Henningson, *Stability and Transition in Shear Flows*, (Springer, Berlin, 2001).
- [11] B. F. Farrell, and P. J. Ioannou, *Phys. Fluids*, **5**, 2600 (1993); *Phys. Rev. Lett.* **72**, 1188 (1994); *J. Atmos. Sci.*, **53**, 2025 (1996).
- [12] P. Hoyng, *Astron. Astrophys.* **171**, 348 (1987); P. Hoyng, D. Schmitt, and L. J. W. Teuben, *Astron. Astrophys.* **289**, 265 (1994); P. Hoyng, N.A.J. Schutgens, *Astron. Astrophys.* **293**, 777 (1995).
- [13] E. Vishniac, and A. Brandenburg, *Astrophys. J.* **475**, 263 (1997).
- [14] N. A. Silant'ev, *Astron. Astrophys.* **364**, 339 (2000).
- [15] S. Fedotov, I. Bashkirtseva, and L. Ryashko, *Phys. Rev. E.*, **66**, 066310 (2002).
- [16] S. Fedotov, *Phys. Rev. E.*, **68**, 067301 (2003).
- [17] D. Moss, *Mon. Not. R. Astr. Soc* **275**, 191 (1995);
- [18] R. Beck, A. Brandenburg, D. Moss, A. Shukurov, and D. Sokoloff, *Ann. Rev. Astron. Astrophys.* **34**, 155 (1996).
- [19] D. Moss, A. Shukurov, and D. Sokoloff, *Geophys. Astr. Fluid Dyn.* **89**, 285 (1998).
- [20] L. N. Trefethen, A. E. Trefethen, S. C. Reddy, and T. A. Driscoll, *Science* **261**, 578 (1993).
- [21] T. Gebhardt and S. Grossmann, *Phys. Rev. E* **50**, 3705 (1994); J. S. Baggett, T. A. Driscoll, and L. N. Trefethen, *Phys. Fluids* **7**, 833 (1995); J. S. Baggett and L. N. Trefethen, *Phys. Fluids* **9**, 1043 (1997).
- [22] C. W. Gardiner, *Handbook of Stochastic Methods*, 2nd ed. (Springer, New York, 1996).
- [23] W. Horsthemke and R. Lefever, *Noise-Induced Transitions* (Springer, Berlin, 1984).
- [24] E. Blackman, *Astrophys. J.* **496**, L17 (1998).
- [25] S. I. Vainshtein and F. Cattaneo, *ApJ* 393, **165** (1992); F. Cattaneo, and D. W. Hughes, *Phys. Rev. E* **54**, R4532 (1996); A. V. Gruzinov and P. H. Diamond, *Phys. Rev. Lett.* **72**, 1651 (1994); A. Brandenburg, *ApJ* **550**, 824 (2001); I. Rogachevskii and N. Kleeorin *Phys. Rev. E* **64**, 056307 (2001); E. G. Blackman, and G. B. Field, *Phys. Rev. Lett.* **89**, 265007 (2002).
- [26] L. B. Ryashko, *Prikl. Mat. Mech.* **45**, 778 (1981).
- [27] S. M. Tobias, *Ap. J.*, **467**, 870 (1996).

Appendix 1.

Formal derivation of the equation for the second moments matrix

Let $\Delta \mathbf{B} = \mathbf{B}(t + \Delta t) - \mathbf{B}(t)$. It follows formally from (20) that $\Delta \mathbf{B} = \mathbf{A}\mathbf{B}\Delta t + \mathbf{v}\Delta W$, where $\mathbf{B} = \mathbf{B}(t)$, $\mathbf{v} = \sqrt{2\sigma(\mathbf{B}(t))} \cdot \mathbf{a}$ or

$$\mathbf{B}(t + \Delta t) = \mathbf{B} + \mathbf{A}\mathbf{B}\Delta t + \mathbf{v}\Delta W \quad (36)$$

Equation (36) implies

$$\begin{aligned} \mathbf{B}(t + \Delta t)\mathbf{B}^\top(t + \Delta t) &= (\mathbf{B} + \mathbf{A}\mathbf{B}\Delta t + \mathbf{v}\Delta W)(\mathbf{B}^\top + \mathbf{B}^\top\mathbf{A}^\top\Delta t + \mathbf{v}^\top\Delta W) = \\ &= \mathbf{B}\mathbf{B}^\top + (\mathbf{A}\mathbf{B}\mathbf{B}^\top + \mathbf{B}\mathbf{B}^\top\mathbf{A}^\top)\Delta t + \mathbf{v}\mathbf{v}^\top(\Delta W)^2 + (\mathbf{v}\mathbf{B}^\top + \mathbf{B}\mathbf{v}^\top)\Delta W + \\ &\quad + (\mathbf{A}\mathbf{B}\mathbf{v}^\top + \mathbf{v}\mathbf{B}^\top\mathbf{A}^\top)\Delta t\Delta W + \mathbf{A}\mathbf{B}\mathbf{B}^\top\mathbf{A}^\top(\Delta t)^2 \end{aligned} \quad (37)$$

Taking into account standard relations $E\Delta W = 0$, $E(\Delta W)^2 = \Delta t$ for Wiener process and $E(\mathbf{v}\mathbf{v}^\top) = 2(\sigma_1 \text{tr}(\mathbf{M}\mathbf{S}) + \sigma_2)\mathbf{a}\mathbf{a}^\top$ we can find from (37) for $\mathbf{M}(t) = E(\mathbf{B}(t)\mathbf{B}^\top(t))$ the following equation

$$\Delta \mathbf{M} = \mathbf{M}(t + \Delta t) - \mathbf{M}(t) = (\mathbf{A}\mathbf{M} + \mathbf{M}\mathbf{A}^\top + 2(\sigma_1 \text{tr}(\mathbf{M}\mathbf{S}) + \sigma_2)\mathbf{a}\mathbf{a}^\top)\Delta t + \mathbf{A}\mathbf{M}\mathbf{A}^\top(\Delta t)^2 \quad (38)$$

Now system (23) follows from (38) immediately.

Appendix 2.

Proof of Theorem.

Necessity. From EMS-stability of (32) it follows that there exists a stationary second moments matrix \mathbf{M} of system (20) satisfying equation

$$\mathbf{A}\mathbf{M} + \mathbf{M}\mathbf{A}^\top + 2(\sigma_1 \text{tr}(\mathbf{M}\mathbf{S}) + \sigma_2)\mathbf{a}\mathbf{a}^\top = 0 \quad (39)$$

One can find for $\sigma_1 > 0$ that the matrix

$$\bar{\mathbf{M}} = \mathbf{M} / \left(\text{tr}(\mathbf{M}\mathbf{S}) + \frac{\sigma_2}{\sigma_1} \right) \quad (40)$$

is a solution of equation

$$\mathbf{A}\bar{\mathbf{M}} + \bar{\mathbf{M}}\mathbf{A}^\top + 2\sigma_1\mathbf{a}\mathbf{a}^\top = 0 \quad (41)$$

Note that $\bar{\mathbf{M}}$ is a stationary second moments matrix for the system (33). The obvious inequality

$$\text{tr}(\bar{\mathbf{M}}\mathbf{S}) = \frac{\text{tr}(\mathbf{M}\mathbf{S})}{\text{tr}(\mathbf{M}\mathbf{S}) + \frac{\sigma_2}{\sigma_1}} < 1 \quad (42)$$

proves necessity.

Sufficiency. Consider a stationary second moments matrix \mathbf{M} of system (33) satisfying equation (41) and inequality $\text{tr}(\mathbf{M}\mathbf{S}) < 1$. It means for sufficiently small $\varepsilon > 0$ a solution \mathbf{M}_ε of equation

$$\mathbf{A}\mathbf{M}_\varepsilon + \mathbf{M}_\varepsilon\mathbf{A}^\top + 2\sigma_1\mathbf{a}\mathbf{a}^\top + 2\varepsilon\mathbf{I} = 0, \quad \mathbf{I} = \begin{bmatrix} 1 & 0 \\ 0 & 1 \end{bmatrix} \quad (43)$$

satisfies inequality

$$\text{tr}(\mathbf{M}_\varepsilon\mathbf{S}) < 1 \quad (44)$$

too. From (43), (44) it follows that

$$\mathbf{A}\mathbf{M}_\varepsilon + \mathbf{M}_\varepsilon\mathbf{A}^\top + 2(\sigma_1\mathrm{tr}(\mathbf{M}_\varepsilon\mathbf{S}) + \bar{\sigma}_2)\mathbf{a}\mathbf{a}^\top + 2\varepsilon\mathbf{I} = 0 \quad (45)$$

where $\bar{\sigma}_2 = \sigma_1(1 - \mathrm{tr}(\mathbf{M}_\varepsilon\mathbf{S})) > 0$. Formula (45) shows that \mathbf{M}_ε is a stationary second moments matrix for stochastic system

$$\frac{d\mathbf{B}}{dt} = \mathbf{A}\mathbf{B} + \sqrt{2(\sigma_1(\mathbf{B}, \mathbf{S}\mathbf{B}) + \bar{\sigma}_2)}\mathbf{a}\frac{dW}{dt} + \sqrt{2\varepsilon}\frac{d\xi}{dt} \quad (46)$$

where ξ is the independent two-dimensional standard Wiener process. The existence of stationary second moments matrix for the stochastic system (46) with two-dimensional nondegenerate additive noise of intensity $\varepsilon > 0$ proofs EMS-stability of the system (32). The details of the proof can be found in [26].