

# The ARGO–YBJ sensitivity to GRBs

T. Di Girolamo\*, G. Di Sciascio\* and S. Vernetto†

*\*INFN, Napoli, Italy*

*†IFSI-CNR and INFN, Torino, Italy*

**Abstract.** ARGO–YBJ is a “full coverage” air shower detector under construction at the YangBaJing Laboratory (4300 *m* a.s.l., Tibet, P.R. of China). Its main goals are  $\gamma$ -ray astronomy and cosmic ray studies. In this paper we present the capabilities of ARGO–YBJ in detecting the emission from Gamma Ray Bursts (GRBs) at energies  $E > 10$  *GeV*.

## THE EXPERIMENT

The ARGO–YBJ detector is currently under construction at the YangBaJing High Altitude Cosmic Ray Laboratory in Tibet (P.R. of China), 4300 *m* above the sea level. It is a full coverage array of dimensions  $\sim 74 \times 78$   $m^2$  realized with a single layer of Resistive Plate Counters (RPCs). The area surrounding this central detector (“carpet”), up to  $\sim 100 \times 110$   $m^2$ , is partially ( $\sim 50\%$ ) instrumented with RPCs (“guard ring”), for a total active area of  $\sim 6400$   $m^2$  (see left side of Figure 1). The detector basic element is the “pad”, of dimensions  $56 \times 62$   $cm^2$ , which defines its space-time granularity in observing shower fronts. Moreover, the detector is divided in  $6 \times 2$  RPCs units (“clusters”) and covered by a 0.5 *cm* thick layer of lead, in order to convert a fraction of the secondary  $\gamma$ -rays in charged particles, and to reduce the time spread of the shower particles [4].

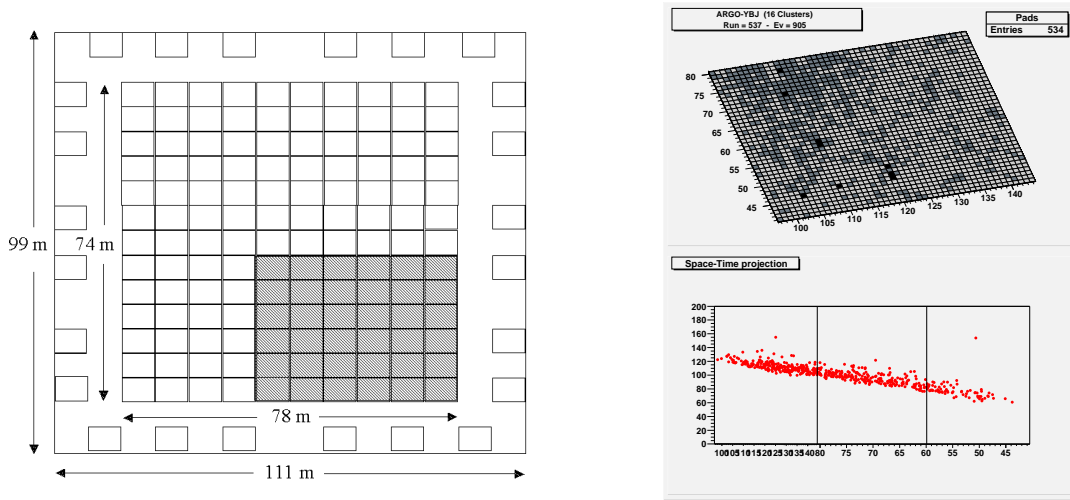
## OBSERVATIONAL TECHNIQUES

ARGO–YBJ will perform two different types of measurements:

### a) Shower technique

Detection of showers with a trigger threshold  $N_{pad} \geq 20$ , where  $N_{pad}$  is the number of fired pads on the detector (“multiplicity”). For these events the position and time of any fired pad will be recorded. An example of shower with  $N_{pad} \sim 500$ , recorded with  $\sim 10\%$  of the whole carpet during a test run, is shown in the right side of Figure 1: note the very detailed view of the shower front pattern. From the pads data the shower parameters (core position, arrival direction and size) can be reconstructed.

The trigger condition  $N_{pad} \geq 20$  corresponds to a primary  $\gamma$ -ray energy threshold of a few hundreds *GeV*, the exact value depending on the source spectrum and on the zenith angle of the observation. A vertical  $\gamma$ -ray of energy  $E \sim 120$  *GeV* gives a mean number of particles  $N_e = 20$  at the ARGO–YBJ altitude.



**FIGURE 1.** Left: Layout of ARGO–YBJ, showing the central RPCs carpet and the outer ring. The rectangles are subsets of the detector (“clusters”) of area  $\sim 42 \text{ m}^2$ . The shaded area (36 clusters) is already installed. Right: Example of a shower recorded with 16 clusters.

#### b) Single particle technique

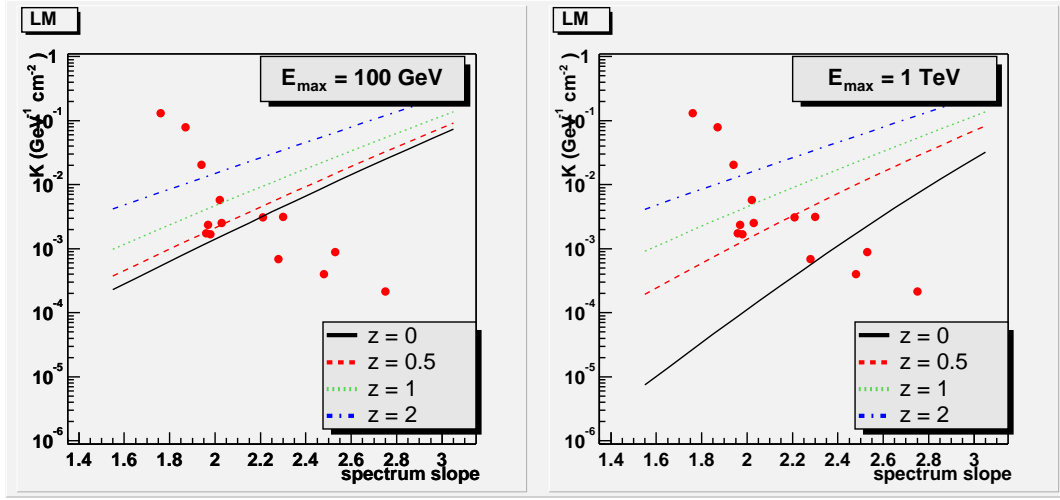
Every 0.5 s the rate of the single particles hitting the detector is recorded. This measurement allows the detection of the secondary particles from very low energy showers ( $E > 10 \text{ GeV}$ ) that reach the ground in a number insufficient to trigger the detector operating with the shower technique.

## HIGH ENERGY EMISSION FROM GRBS

So far the only existing data reporting high energy  $\gamma$ -rays from GRBs come from the observations of EGRET (however, there are also possible TeV emissions claimed in the past by various ground-based experiments, in particular that from GRB970417a recorded by the Milagro detector [1]). During its lifetime it detected 16 intense events, with a maximum photon energy of  $18 \text{ GeV}$  [2]. All their spectra show a power law behaviour without any cutoff, suggesting that a large fraction of GRBs could emit GeV or even TeV  $\gamma$ -rays.

However, high energy  $\gamma$ -rays undergo pair production with infrared and optical stellar photons in the intergalactic space, and are strongly absorbed during their travel towards the Earth. The optical depth of this process  $\tau(E, z)$  increases with the source redshift  $z$  and the  $\gamma$ -ray energy  $E$ . The majority (57%) of the GRB redshifts measured so far (November 2003) is located at  $z > 1$  and only 2 GRBs have a redshift  $z < 0.2$ . According to [3], at a distance of  $z = 1(0.1)$  the optical depth becomes larger than 1 for  $\gamma$ -ray energies  $E > 50(800) \text{ GeV}$ . Therefore it seems unlikely to detect TeV emission from GRBs and most of the efforts must be concentrated in the  $10 - 1000 \text{ GeV}$  energy range.

In order to evaluate the ARGO–YBJ sensitivity to GRBs we consider a simple model in which the GRB high energy flux is described by a power law spectrum with photon



**FIGURE 2.** The value of the GRB spectral normalization factor  $K$  necessary to give a  $4\sigma$  signal with the LM technique, as a function of the spectrum slope for different values of  $E_{\max}$  and  $z$ . The points represent 14 GRBs observed by EGRET.

index  $\Gamma$  extending up to a maximum energy  $E_{\max}$  (intrinsic cutoff), and affected by an exponential cutoff due to the intergalactic absorption:  $dN/dE = KE^{-\Gamma}e^{-\tau(E,z)}$ .

The GRB is assumed at a zenith angle  $\theta = 20^\circ$  with an intrinsic energy cutoff in the range  $100 \text{ GeV} < E_{\max} < 1 \text{ TeV}$  and a distance in the range  $0 < z < 2$ . The absorption factor is calculated exploiting the values of  $\tau(E,z)$  given in [3].

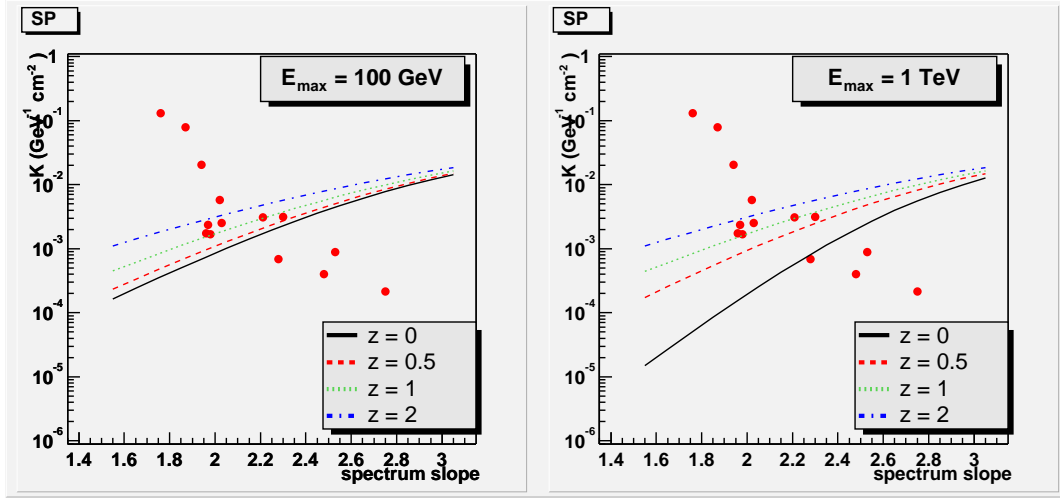
The sensitivity has been obtained by comparing the number of events expected from the GRB with the number of background events, according to both detection techniques, varying the GRB parameters: spectral normalization factor  $K$ , spectrum slope  $\Gamma$ , cutoff energy  $E_{\max}$ , redshift  $z$ .

## RESULTS

In the case of observation technique a), a GRB candidate will appear as a statistical significant excess of Low Multiplicity (LM) events clustered in time and arrival direction. The angular resolution of the detector (*i.e.*, the opening angle containing 71.5% of the  $\gamma$ -ray events) for showers with  $N_{\text{pad}} \geq 20$  is  $\sim 2.7^\circ$ .

In the case of observation technique b), no reconstruction of the shower parameters is possible and a GRB is observed as an excess in the Single Particle (SP) background rate, possibly in time coincidence with a GRB satellite detection [5].

Our results are summarized in Figure 2 (for the LM technique) and in Figure 3 (for the SP technique), where the value of  $K$  necessary to give a signal with a statistical significance of  $4\sigma$  is shown as a function of the spectrum slope  $\Gamma$  for different values of  $E_{\max}$  and  $z$ . In these calculations a GRB duration  $\Delta t = 1 \text{ s}$  is assumed. The sensitivity for different durations can be easily obtained by multiplying  $K$  by  $\sqrt{\Delta t}$ . To compare the ARGO–YBJ expected sensitivity with real GRBs, the  $K$  vs.  $\Gamma$  values of 14 EGRET



**FIGURE 3.** Same as Figure 2 but in the case of the SP technique.

GRBs [2] are plotted in the same figures.

These results show that the SP technique is in general more sensitive to GRBs, in particular for high  $z$  where the intergalactic absorption strongly affects the high energy tail of the spectrum. Only in the case  $z = 0$  and  $E_{max} = 1 \text{ TeV}$  the LM shower technique is slightly better.

## CONCLUSIONS

ARGO–YBJ could observe the high energy emission of the most intense GRBs. Since  $\gamma$ -rays of energy  $E > 1 \text{ TeV}$  emitted by cosmological sources are strongly absorbed during their travel towards the Earth, the SP technique provides the best approach to detect GRBs, being particularly sensitive in the  $10 - 1000 \text{ GeV}$  energy range.

The sensitivity and the event rate depend critically on the shape of the GRBs spectra above  $10 \text{ GeV}$ . This shape is determined by the possible existence of an intrinsic cutoff and by the absorption of  $\gamma$ -rays in the intergalactic space.

The analysis of 14 EGRET GRBs indicates that if the intrinsic cutoff is not too low ( $E_{max} > 100 \text{ GeV}$ ) and the sources redshift is  $z < 2$ , a fraction of the events ranging from  $\sim 20\%$  to  $\sim 80\%$  would be detectable.

## REFERENCES

1. Atkins, R. et al., *ApJ*, 533, L119 (2000).
2. Catelli, J.R., et al, *AIP Conference Proceedings*, 428, p. 309 (1998).
3. Salamon, M.H., and Stecker, F.W., *ApJ*, 493, 547 (1998).
4. Surdo, A. et al., *Proc. of the 28th ICRC*, HE 1.1, p. 5 (2003)  
(see also <http://argo.na.infn.it>).
5. Vernetto, S., *Astroparticle Physics*, 13, 75 (2000).