

Comparison of Prolate and Oblate Explosions in Core-Collapse Supernovae

Hideki MADOKORO

madokoro@postman.riken.jp

Tetsuya SHIMIZU

tss@postman.riken.jp

and

Yuko MOTIZUKI

motizuki@riken.jp

RIKEN, Hirosawa 2-1, Wako 351-0198, Japan

(Received 2003 October 25; accepted 2003 December 31)

Abstract

We have carried out 2-D simulations of core-collapse supernova explosions. The local neutrino radiation field is assumed to have its maximum value either at the symmetry (polar) axis or on the equatorial plane. These lead to the prolate and oblate explosions, respectively. We find that the gain of the explosion energy in the prolate explosion evolves more predominately than that in the oblate one when the total neutrino luminosity is given. Namely, the prolate explosion is more energetic than the oblate one.

One of the authors (Shimizu et al. 2001) showed for the first time that globally anisotropic neutrino radiation produces more powerful explosion than the spherical neutrino radiation does. In our previous study (Madokoro, Shimizu, & Motizuki 2003), we improved the numerical code of Shimizu et al. and demonstrated that the globally anisotropic neutrino radiation yields more energetic explosion than spatially-fluctuated neutrino radiation does. Together with the result of this paper, we conclude that the globally anisotropic (prolate) neutrino radiation is the most effective way of increasing the explosion energy among various types of explosions investigated in these studies. We discuss the reason for this. Our result is suggestive of the fact that the expanding materials of SN1987A is observed to have a prolate geometry.

Key words: shock waves—hydrodynamics—stars:neutron—supernova:general

1. Introduction

Aspherical explosion is one of the key issues in the study of core-collapse supernovae. Observations have been suggested that the spherical symmetry is broken in several supernova explosions. For example, speckle and spectropolarimetry observations have shown that the spectra of core-collapse supernovae are significantly polarized at a level of 0.5 to 4% (Méndez et al. 1988; Jeffery 1991; Wang et al. 1996; Leonard et al. 2000; Wang et al. 2001; Höflich et al. 2002). Recent Hubble Space Telescope images and spectroscopy have revealed that SN1987A has an axially symmetric geometry (Wang et al. 2002). Wang et al. (2002) also reported that the polarization represents a prolate geometry which has been fixed in time. They discussed that a jet-driven model based on asymmetry associated with neutrino flow (Shimizu, Yamada, & Sato 1994; Fryer & Heger 2000; Shimizu et al. 2001) may account for the observed asymmetries of SN1987A. Large values of observed pulsar kicks ($> 400 \text{ km s}^{-1}$; see, e.g., Fryer, Burrows, & Benz 1998) are also a manifestation of asymmetry. Furthermore, it has been theoretically demonstrated that most simulations assuming spherical symmetry fail to yield robust explosions (e.g., Liebendörfer et al. 2001). These facts necessarily lead us to multi-dimensional simulations.

Several groups have performed 2-D and 3-D simulations. It was shown (Miller, Wilson, & Mayle 1993; Herant et al. 1994; Burrows, Hayes, & Fryxell 1995; Janka & Müller 1996; Mezzacappa et al. 1998; Fryer & Heger 2000; Fryer & Wallen 2002; Kifonidis et al. 2003) that convection in the neutrino-heated region behind the supernova shock or inside a nascent neutron star plays an important role to increase the explosion energy.

Some groups also noticed the role of anisotropic neutrino emission from a protoneutron star. Janka and Mönchmeyer (1989a,b) carried out 2-D simulations with rotation in order to explain the observed properties of SN1987A. When a protoneutron star rotates, centrifugal force will deform the core into an oblate form, and hence the neutrino flux distribution will preferentially be concentrated on the rotational (polar) axis. They concluded that the neutrino flux along the rotational axis could become up to three times larger than that on the equatorial plane. Later, Keil, Janka, & Müller (1996) performed 2-D simulations without rotation but taking into account the convection inside the protoneutron star (Ledoux convection). They found that the neutrino flux on the surface of a protoneutron star shows a fluctuated anisotropy of $\sim 3\text{-}4\%$. Recently, Kotake, Yamada, & Sato (2003) performed simulations of the rotational core-collapse and obtained anisotropic neutrino heating, depending on their initial model with the degree of anisotropy in the neutrino heating rate from close to unity to more than a factor of 10.

Shimizu et al. (1994, 2001) performed a series of systematic 2-D simulations in order to study the effects of anisotropic neutrino radiation on the explosion mechanism itself. They found that, when the total neutrino luminosity is given, only a few percent of enhancement in

the neutrino flux along the axis of symmetry is sufficient to increase the explosion energy by a large factor. They also found that this effect saturates around a certain degree of anisotropy. Furthermore, it was found that the effect of anisotropic neutrino radiation becomes more prominent when the total neutrino luminosity is low, while the difference between the anisotropic and spherical models is significantly diminished if the total neutrino luminosity is sufficiently high. Note that they proposed a rotation as one of the origins of anisotropic neutrino radiation; anisotropy in neutrino radiation may also be originated from convection inside the nascent neutron star, or asymmetric mass accretion onto the protoneutron star.

Shimizu et al. (2001) considered only the case in which the maximum value in the neutrino flux distribution was located at the axis of symmetry. Janka & Keil (1997), however, pointed out that the neutrino flux can also be peaked on the equatorial plane. Following their previous study (Keil et al. 1996), they carried out 2-D simulations with both rotation and convection above and inside a nascent neutron star. It was found, at a very early phase of neutrino emission, that the neutrino flux was peaked at the rotational axis. However, they found that at a later stage of evolution Ledoux convection occurs strongly on the equatorial plane while suppressed near the rotational axis due to a combination effect of centrifugal force and convection. Consequently, the neutrino flux on the equatorial plane was enhanced over that along the rotational axis.

In this paper, we are going to study the effects of the oblate neutrino heating, suggested by Janka & Keil (1997), on the explosion dynamics. We focus the shock position, the explosion energy, and the asymmetric explosion. Our purpose in this article, which follows the previous studies (Shimizu et al. 2001; Madokoro, Shimizu, & Motizuki 2003), is to investigate what kind of neutrino radiation is favorable for a successful explosion through a parameter study when the total neutrino luminosity is given.

This paper is organized as follows. In § 2, we describe our numerical simulation. We then discuss our numerical results in § 3. The results of the oblate explosion are compared with those of the prolate one. We shall find that the locally intense neutrino heating along the pole, which leads to a prolate explosion, is more effective way of increasing the explosion energy than the oblate heating when the total neutrino luminosity is given. Finally, a brief summary is presented in § 4.

2. Numerical Simulation

We perform 2-D simulations by solving hydrodynamical equations in the spherical coordinate (r, θ) . A generalized Roe's method is used to solve the general equations of motion. Our computational region ranges from 50 km to 10000 km in radius from the center of the protoneutron star (the radius of the protoneutron star is fixed to be 50 km). We start our calculations when a stalled shock wave is formed at ~ 200 km. The temperature on the neutrinosphere, T_ν , and the total neutrino luminosity, L_ν , are assumed to be constant in our simulations. The

details of our numerical technique, the EOS and the initial condition, are described in Shimizu et al. (2001).

We obtain the initially stalled shock by solving stationary hydrodynamic equations with assuming spherical symmetry. For the purpose of this paper, this assumption is enough. Note that in a simulation model by other group (Kotake et al. 2003), the stalled shock wave can become almost spherical even if the protoneutron star rotates with the rotational velocity which the authors call ‘moderate’ (and with weak differential rotation). We stop our calculations with constant L_ν at $t = 500$ ms after the shock stagnation. This is because recent one- and two-dimensional simulations have shown that the timescale of decay of the neutrino luminosity is about 500ms (Bruenn 1993; Janka & Müller 1995; Fryer & Heger 2000).

We have improved (Madokoro et al. 2003) the numerical code of Shimizu et al. (2001): the cells in the θ -direction were shifted by half of the cell size (Shimizu 1995) in order to avoid a numerical error near the pole. Note that this numerical error was not serious and minor for the investigation of the explosion energy, but may affect the results of nucleosynthesis.

The local neutrino flux is assumed as

$$l_\nu(r, \theta) = \frac{7}{16} \sigma T_\nu^4 c_1 (1 + c_2 \cos^2 \theta) \frac{1}{r^2}, \quad (1)$$

where σ is the Stefan-Boltzmann constant. In equation (1), c_2 is a parameter which is related to the degree of anisotropy in the neutrino radiation. In order to see the effect of anisotropic neutrino radiation itself on the explosion, the value of c_1 is calculated from given c_2 so as to adjust the total neutrino luminosity to that in the spherical model at the same T_ν .

One can easily confirm that the neutrino flux along the pole (l_z) and that on the equatorial plane (l_x) are proportional to $c_1(1 + c_2)$ and c_1 , respectively. The degree of anisotropy at a distant point far from the neutrinosphere, l_z/l_x , is then given by

$$\frac{l_z}{l_x} = 1 + c_2. \quad (2)$$

Accordingly, the neutrino flux has its maximum at the pole or on the equator when the sign of c_2 is positive or negative, respectively.

We have to emphasize that the degree of anisotropy in the neutrino flux distribution for an observer far from the neutrinosphere is different from that on the neutrino-emitting surface. This is schematically illustrated in Fig.1. When we observe the neutrino flux far from the neutrinosphere, the local neutrino flux is seen as equation (1). On the other hand, the neutrino flux on the neutrino-emitting surface has a similar profile but the degree of anisotropy is different from equation (1). This is because a distant observer obtains the neutrino flux by integrating all the contributions over the solid angle from an anisotropically radiating surface, and hence the degree of anisotropy is reduced for the observer (the geometric effect we call). For the neutrino flux on the neutrino-emitting surface, c_2 in equation (1) is replaced by a , where a is a parameter which represents the degree of anisotropy in the neutrino radiation on

the neutrinosphere. The angular dependence of the neutrino flux on the neutrinosphere is then represented as

$$l_\nu \sim 1 + a \cos^2 \theta. \quad (3)$$

In principle, the value of c_2 is calculated from a given a taking into account the geometric effect from an anisotropically radiating surface. Such inclusion of the geometric effect is very important when fluctuations in space are added in the neutrino flux distribution (see Madokoro et al. 2003). In this paper, however, we investigate only the cases without fluctuations, and hence, we simply specify the value of c_2 for each model without considering the relationship between c_2 and a .

3. Comparison of Prolate and Oblate Explosions

We first study two models: the prolate and oblate explosions. For the prolate model (model pro100), we set $l_z/l_x = 1.1$. The value of c_2 is accordingly 0.1. For the oblate model (model obl091), we choose the inverse, $l_x/l_z = 1.1$, so that $l_z/l_x = 1/1.1 = 0.909$. In this case, we obtain $c_2 = -0.091$ (see equation (2)). These values are summarized in Table 1. The temperature on the neutrino-emitting surface, T_ν , is at first fixed to be 4.70 MeV. For the purpose of checking the sensitivity of the results on the neutrino temperature, we also study the models with different values of the neutrino temperature ($T_\nu = 4.65$ and 4.75 MeV). We further consider several cases changing the degree of anisotropy in the neutrino radiation in order to examine at what degree of anisotropy the effect of anisotropic neutrino radiation will saturates for both the prolate and oblate models.

Figure 2 depicts the color-scale maps of the dimensionless entropy distribution with the velocity fields for the two models, pro100 and obl091, at $t \sim 280$ ms after the shock stall (for translation to the dimensional entropy, see Shimizu et al. 2001). The color boundary between dark blue and light blue shows the shock front at $r \sim 2500 - 3800$ km for model pro100 and at $r \sim 1800 - 2200$ km for model obl091. In model pro100, higher entropy upflows are mainly formed in the region of high latitudes due to intense neutrino heating on the polar axis. As the locally heated matter pushes the shock front, the shock becomes prolate and largely distorted. On the other hand, the entropy distribution of model obl091 shows that the shock front is elongated in a oblate shape as a result of neutrino heating concentrated on the equatorial plane. We also notice that the shock front in model pro100 is clearly more extended than that in model obl091.

The evolution of the explosion energy is illustrated in Fig. 3. The result of the spherical model is also shown for comparison. We find that the energy gains are substantially different between the prolate and oblate models. The increase in the explosion energy is much larger in model pro100 than that in model obl091, although both models finally appear to explode.

The difference between the prolate and oblate models is attributed to the mechanism

which was firstly pointed out by Shimizu et al. (2001): importance of the locally intense neutrino heating. It should be noted here that the situations of prolate and oblate explosions are different. In the former, neutrinos are predominantly emitted along the polar axis. Because of increased pressure in the locally heated matter near the pole, the shock wave is partly pushed outwards in the polar direction. The other part of the shock will follow due to the pressure gradient along the shock front (Rankine-Hugoniot relation). In Fig. 3, one sees that the explosion energy begins to increase at the position of $t \sim 40$ ms. It is confirmed that this point corresponds to the time when the stalled shock starts to move outwards.

On the other hand, in the case of the oblate explosion, the neutrino radiation is anisotropic but its peak is not located point-like; the heated region is *disk-like* over the equatorial plane. The efficiency of anisotropic neutrino heating of the oblate model is considerably reduced compared with that of the prolate (local) one. This is naturally expected from the physical mechanism claimed in Shimizu et al. (2001).

Note that the neutrino heating rate itself is proportional to T_ν^6 and there are no remarkable difference in the neutrino heating rate between the prolate and oblate models. The neutrino cooling rate, however, behaves as $\sim T_m^6$, where T_m is the matter temperature. As a result of the earlier shock revival, T_m in model pro100 is quickly reduced. The neutrino cooling for the prolate model is therefore largely suppressed as the decrease of matter temperature in the course of the shock expansion. Thus, the explosion energy in model pro100 becomes larger than that in model obl091 (see Fig. 3).

Up to here, we have shown only the results of two models (pro100 and obl091) which have the same degree of anisotropy in the neutrino radiation. We need not to study many models for the prolate and oblate explosions with the same degree of anisotropy. From systematic investigation in the previous papers (Shimizu et al. 2001; Madokoro et al. 2003), it is learned that we will obtain the same result if we examine many models with various degrees of anisotropy for the prolate and oblate neutrino radiation: the prolate explosion is always more powerful than the oblate one with the same degree of anisotropy for a given luminosity.

Next, we investigate the cases in which the prolate and oblate explosions have different degree of anisotropy. We have found that the effect of anisotropy becomes more powerful in both the prolate and oblate models as the degree of anisotropy in the neutrino radiation increases: the larger the degree of anisotropy is, the larger the explosion energy becomes. It was found, however, that this effect saturates around a certain degree of anisotropy (see discussion in Shimizu et al. 2001 and Madokoro et al. 2003). In the present study, we confirmed that the effect of anisotropic neutrino radiation saturates at $l_z/l_x \sim 1.2$ for the prolate explosion and $l_x/l_z \sim 1.1$ for the oblate explosion. We also confirmed that the explosion energy in the prolate model of $l_z/l_x = 1.05$ is larger than that in the saturated oblate model of $l_x/l_z = 1.1$. In other words, the prolate explosion of $l_z/l_x = 1.05$ is always more energetic than any other oblate models even if the degree of anisotropy in the neutrino radiation becomes larger. We therefore

conclude that the prolate explosion is generally more energetic than the oblate one for a given neutrino luminosity.

For the purpose of clarifying the sensitivity of the supernova problem on the neutrino heating, we have also carried out simulations of less luminous ($T_\nu = 4.65$ MeV) and more energetic ($T_\nu = 4.75$ MeV) models. When $T_\nu = 4.65$ MeV, we found that the prolate model does explode while the oblate one fails. Note that the difference between 4.70 and 4.65 MeV is only 1%. In contrast, the difference between the prolate and oblate models becomes much smaller when T_ν is increased to 4.75 MeV. These results indicate that the effect of local neutrino heating becomes more pronounced and therefore more important when the total neutrino luminosity is lower.

In our previous article (Madokoro et al. 2003), we made a comparison between globally anisotropic (prolate) explosions and fluctuated explosions. We concluded in that paper that globally anisotropic neutrino radiation is more effective than the fluctuated neutrino radiation to increase the explosion energy for a given neutrino luminosity. In addition, in the present study we have found that the prolate neutrino heating produces more energetic explosion than the oblate one. Combined with the result of Shimizu et al. (2001), we conclude that the globally anisotropic (prolate) neutrino radiation is the most effective way of increasing the explosion energy among various types of explosions investigated in these studies when the total neutrino luminosity is given. These results support the statement made by Shimizu et al. (2001): globally anisotropic neutrino radiation, or locally intense neutrino heating is of great importance to produce a successful explosion.

As we have shown, the locally intense neutrino heating along the polar axis produces a robust explosion in which the shock front is deformed in a prolate form. Our results may be related to the observation that the expanding materials of SN1987A has a prolate geometry (see Wang et al. 2002, Höflich et al. 2002).

4. Conclusion

We have performed 2-D numerical simulations of core-collapse supernova explosions with prolate and oblate neutrino radiation fields. We found that these two models give different results in the shock position at the same evolutionary stage of explosion, the explosion energy, and the geometry of asymmetric explosion. It is also found that the prolate explosion yields larger energy gain than the oblate one for a given neutrino luminosity. Moreover, we found that the difference between the prolate and oblate explosions becomes prominent when the total neutrino luminosity is low. This means that the local (prolate) neutrino radiation becomes more important to increase the explosion energy as the total neutrino luminosity decreases.

One of the authors showed for the first time that the locally intense neutrino heating along the axis of symmetry produces more powerful explosion than the spherical explosion when the total neutrino luminosity is given (Shimizu et al. 2001). Our results in this article, together

Table 1. Simulated Models. Note that the value of $l_z/l_x = 1 + c_2$ corresponds to the ratio of the neutrino flux along the polar axis and that on the equatorial plane for an observer far from the neutrinosphere.

Model	c_2	l_z/l_x
pro100	+0.100	1.1
obl091	-0.091	1/1.1

with the results of our previous work (Madokoro et al. 2003) show that the prolate explosion is the most effective way of increasing the explosion energy when the total neutrino luminosity is low among various types of explosions examined in these studies. Our results are suggestive of the observation that the expanding materials of SN1987A has been observed to be deformed in a prolate form (see Wang et al. 2002, Höflich et al. 2002).

References

- Bruenn S. 1993, in Proceedings of the First Symposium on Nuclear Physics in the Universe, Oak Ridge, TN, September 1992, p.31
- Burrows A., Hayes J., Fryxell B. A. 1995, ApJ Vol450, page830
- Fryer C. L., Burrows A., Benz W. 1998, ApJ Vol496, page333
- Fryer C. L., Heger A. 2000, ApJ Vol541, page1033
- Fryer C. L., Warren M. S. 2002, ApJ Vol574, pageL65
- Fukuda I. 1982, PASP Vol94, page271
- Herant M., Benz W., Hix W. R., Fryer C. L., Colgate S. A. 1994, ApJ Vol435, page339
- Höflich P., Khokhlov A., Wang L., Wheeler J. C., Baade D. 2002, in Proceedings of IAU Symposium No.212, eds. van der Hucht K. A., Herrero, A., & Esteban, C. (astro-ph/0207272)
- Janka H. -T., Mönchmeyer R. 1989, A&A Vol209, pageL5
- Janka H. -T., Mönchmeyer R. 1989, A&A Vol226, page69
- Janka H. -T., Müller E. 1995, Phys. Rep. Vol256, page135
- Janka H. -T., Müller E. 1996, A&A Vol306, page167
- Janka H. -T., Keil W. 1997, astro-ph/9709012
- Jeffery D. J. 1991, ApJ Vol375, page264
- Keil W., Janka H. -T., Müller E. 1996, ApJ Vol473, pageL111
- Kifonidis K., Plewa T., Janka H. -T., Müller E. 2003, submitted to A&A (astro-ph/0302239)
- Kotake K., Yamada S., Sato K. 2003, ApJ Vol595, page304
- Leonard D. C., Filippenko A. V., Barth A. J., Matheson T. 2000, ApJ Vol536, page239
- Liebendörfer M., Mezzacappa A., Thielemann F. -K., Messer O. E. B., Hix W. R., Bruenn S. W. 2001, Phys. Rev. D Vol63, 103004
- Madokoro H., Shimizu T., Motizuki Y. 2003, ApJ Vol592, page1035
- Méndez M., Clocchiatti A., Benvenuto O. G., Feinstein C., Marraco H. G. 1988, ApJ Vol334, page295
- Mezzacappa A., Calder A. C., Bruenn S. W., Blondin J. M., Guidry M. W., Strayer M. R., Umar A. S. 1998, ApJ Vol495, page911

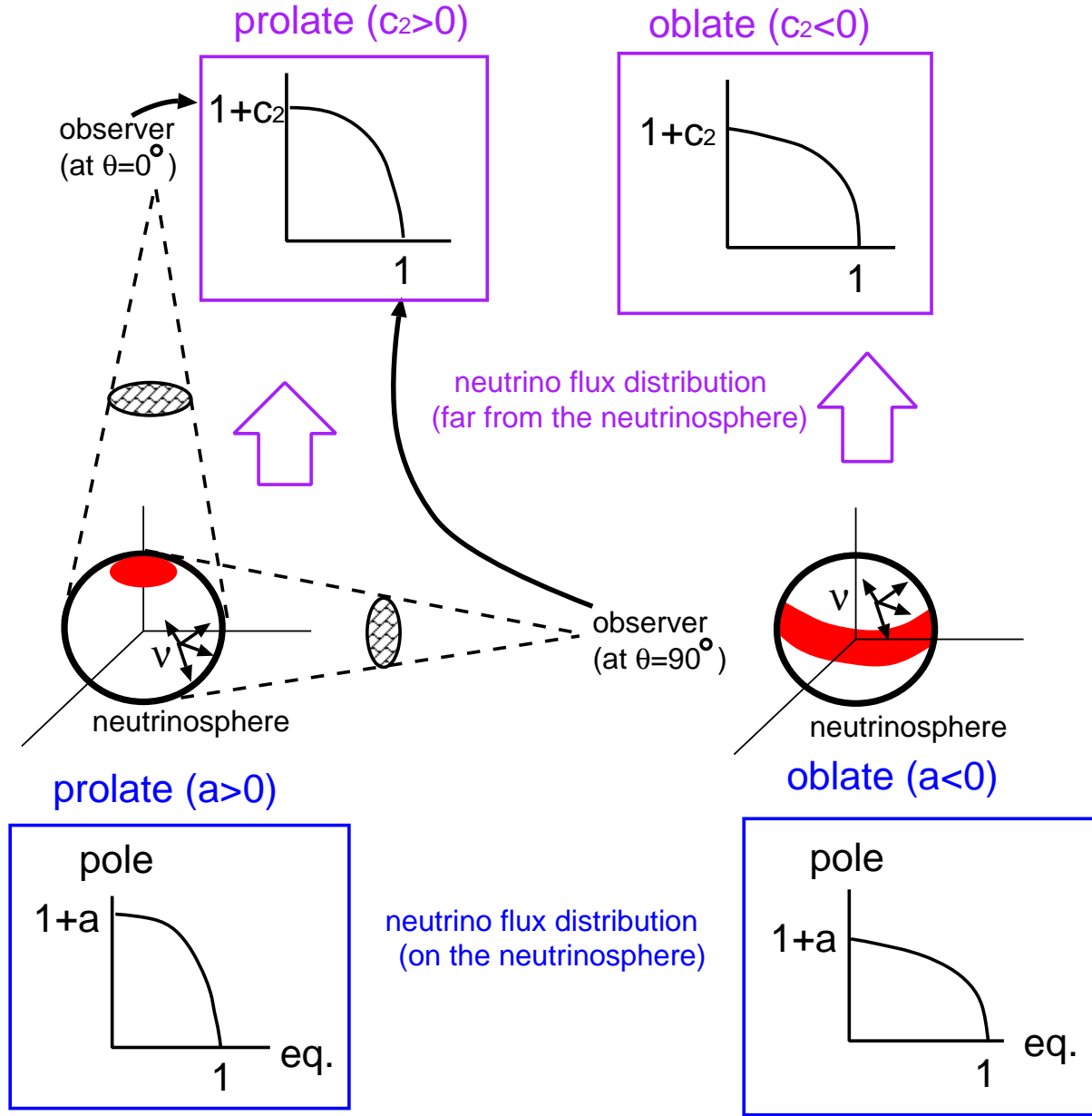


Fig. 1. A schematic picture which shows the relationship between the neutrino flux on the neutrinosphere and that for an observer far from the neutrinosphere. Due to the geometric effect from an anisotropically radiating surface, $|c_2|$ is always smaller than $|a|$.

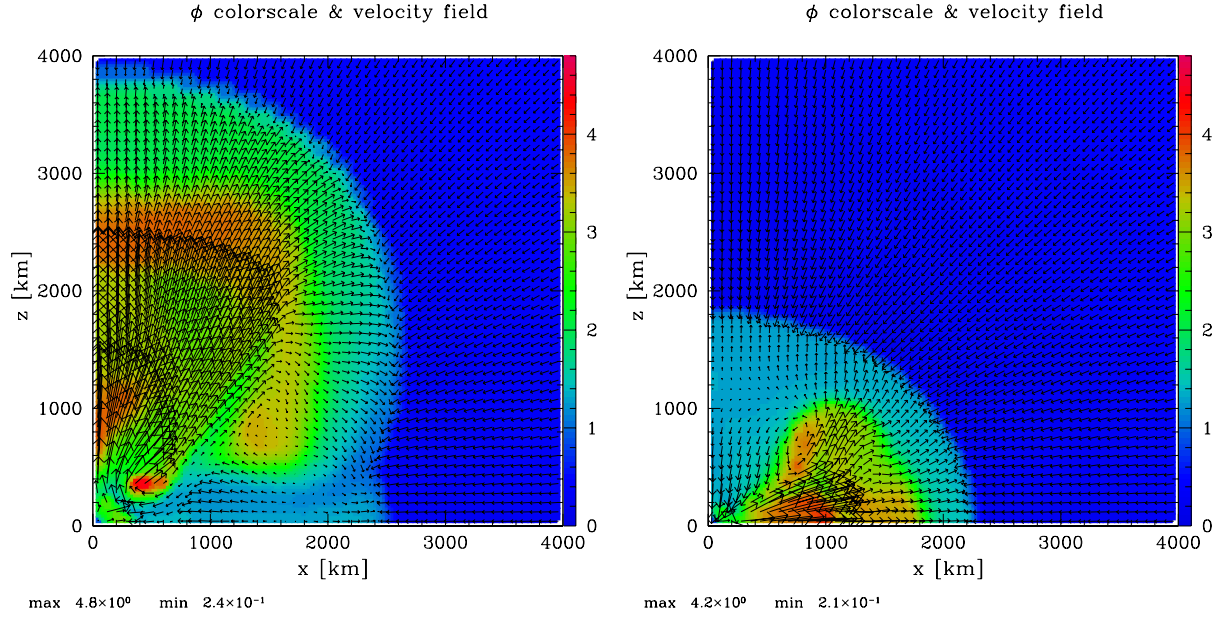


Fig. 2. Color-scale maps of the dimensionless entropy distribution and the velocity fields for the two models, pro100 (Left) and obl091 (Right) at $t \sim 280$ ms after the shock stall.

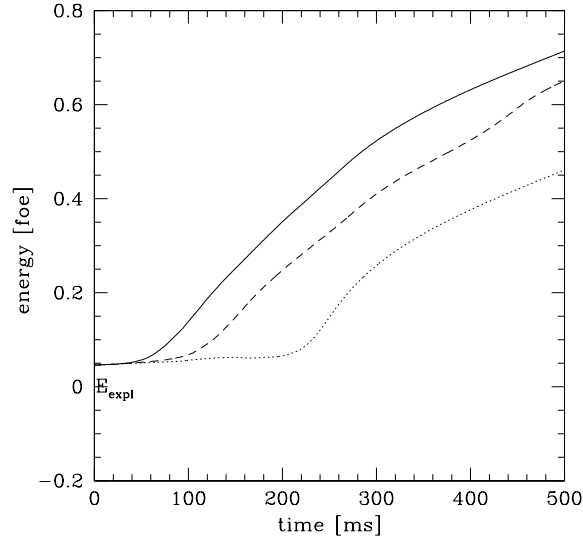


Fig. 3. Evolution of the explosion energy (E_{expl}) for model pro100 (solid line) and model obl091 (dashed line). The result of the spherical explosion (dotted line) for the same T_ν is also shown for comparison.

- Miller D., Wilson J. R., Mayle R. 1993, ApJ Vol415, page278
- Shimizu T. M., Yamada S., Sato K. 1994, ApJ Vol432, pageL119
- Shimizu T. M. 1995, Ph.D.thesis, Univ. Tokyo
- Shimizu T. M., Ebisuzaki T., Sato K., Yamada S. 2001, ApJ Vol552, page756
- Tassoul J. -L. 2000, in Stellar Rotation, eds. King A., Lin D., Maran S., Pringle J., Ward M
(Cambridge: Cambridge University Press)
- Wang L., Wheeler J. C., Li Z., Clocchiatti A. 1996, ApJ Vol467, page435
- Wang L., Howell D. A., Höflich P., Wheeler J. C. 2001, ApJ Vol550, page1030
- Wang L., et al. 2002, ApJ Vol579, page671