

Near-Infrared Photometry of Irregular Satellites of Jupiter and Saturn

Tommy Grav¹

*Institute of Theoretical Astrophysics, University in Oslo,
Postbox 1029 Blindern, 0359 Oslo, Norway (tommy.grav@astro.uio.no)*

&

*Harvard-Smithsonian Center for Astrophysics,
MS51, 60 Garden Street, Cambridge MA 02138*

tgrav@cfa.harvard.edu

Matthew J. Holman

*Harvard-Smithsonian Center for Astrophysics,
MS51, 60 Garden Street, Cambridge, MA 02138*

mholman@cfa.harvard.edu

ABSTRACT

We present JHK_s photometry of 10 Jovian and 4 Saturnian irregular satellites, taken with the Near-InfraRed Imager (NIRI) at the 8-m Gemini North Observatory on Mauna Kea, Hawaii. The observed objects have near-infrared colors consistent with C, P and D-type asteroids, although J XII Ananke and S IX Phoebe show weak indications of possible water features in the H filter. The four members of the Himalia-family have similar near-infrared colors, as do the two members of the Gallic family, S XX Paaliaq and S XXIX Siarnaq. From low resolution normalized reflectance spectra based on the broadband colors and covering $0.4\mu\text{m}$ to $2.2\mu\text{m}$, the irregular satellites are identified as C-type (J VII Pasiphae, J VI Himalia and S IX Phoebe), P-type (J XII Ananke and J XVIII Themisto) and D-type (J IX Carme and J X Sinope), showing a diversity of origins of these objects.

Subject headings: planets and satellites: (Albiorix, Ananke, Calirrhoe, Carme, Elara, Himalia, Leda, Lysithea, Paaliaq, Pasiphae, Phoebe, Siarnaq, Sinope, Themisto)

¹Visiting Astronomer, Gemini North Observatory

1. Introduction

The satellites of the giant planets can be divided into two classes, regular and irregular, based on their orbital characteristics. The regular satellites are thought to have been formed in a planetocentric disk with nearly circular, prograde orbits close to the equatorial plane of the planet. The irregular satellites, however, have highly inclined and eccentric orbits, both prograde and retrograde. These orbital characteristics suggest that they formed outside the circumplanetary disk and were subsequently captured. Objects in heliocentric orbits can be temporarily captured, for 10 – 100 orbits. Several mechanisms for making a temporary capture permanent have been proposed: 1) fragmentation during a single collision between an outer satellite and an asteroid (Colombo and Franklin 1971); 2) a rapid increase in the mass of a planet during formation; and 3) gas drag from an extended gas envelope (Pollack *et al.* 1979) or a flattened disk (Ćuk and Burns 2003) around the planet. Astakhov *et al.* (2003) suggest that chaos-assisted capture through dynamical diffusion with a flattened disk could dominate in regions close to the Kozai and other secular resonances. All these theories imply different dynamical distributions, capture time scales, and satellite ages.

Determining the physical characteristics of the irregular satellites is key to understanding their origin. In Grav *et al.* (2003) and Grav and Holman (2003) we reported a large set of optical *BVRI* colors of the irregular satellites and showed that most of the dynamical clusters have homogeneous colors, indicating that the clusters are the result of the capture of larger progenitors that were subsequently disrupted (Gladman *et al.* 2001). The optical colors are consistent with the progenitors being outer main belt asteroids due to the lack of the extremely *red* colors found among the Centaur and Trans-Neptunian object (TNO) population. Extending the wavelength coverage into the near-infrared significantly helps in distinguishing between the possible origins of the progenitors.

Cruikshank (1980) and Degewij *et al.* (1980) reported near-infrared observations of the irregular satellites J VI Himalia and S IX Phoebe and found that the colors were different from those of the regular satellites, looking like low albedo carbonaceous chondritic asteroids. *IJHK* band spectroscopy of J VI Himalia was collected by Dumas *et al.* (1998) and Brown (2000) presented 1.3 – 2.4 μ m near-infrared spectra of J VI Himalia, J VII Elara, J VII Pasiphae, S IX Phoebe and N II Nereid. The three Jovian irregular satellites have flat, featureless spectra consistent with dark, carbonaceous chondrites. Both S IX Phoebe and N II Nereid had broad absorption features centered on 2 μ m, indicating the presence of water ice. They argued that the presence of water ice on S IX Phoebe demonstrated that it is a captured outer solar system body, rather than an asteroid. The Two-Micron All Sky Survey (2MASS) detected 6 of the then 8 known Jovian irregular satellites in the *JHK_s* bandpasses (Sykes *et al.* 2000). They found colors that were consistent with C- and D/P-type asteroids,

except for J X Sinope, which had an extreme $J - H$ color. Their 1σ errors were significant, however, evenly distributed in the range from 0.03 (J VI Himalia) to 0.28 (J X Sinope).

This work reports near-infrared photometry of 10 Jovian and 4 Saturnian irregular satellites. In section 2 we discuss the observations and the routines used for image reduction, data analysis and calibration. In section 3 we discuss our result and compare it to the results of other observations of irregular satellites in the near-infrared wavelength region. In section 4 we discuss the implications of our observations. Note that all use of C-, P- and D-type asteroids in the following text refers to the taxonomical classification scheme developed by Tholen (1984).

2. The Observations

Using the Gemini North 8m Telescope with the NIRI (Near InfraRed Imager) (Hora *et al.* 1995) we observed the irregular satellites in classical observing mode on Feb. 17-19th, 2003. The camera was used in its $f/6$ direct imaging configuration, giving it a scale of 0.117 arcsec per pixels. All three nights were clear and photometric, with seeing of 0.6 to 1.3 arcseconds. We used a standard JHK_s filter set, where K_s (or K “short”) is a medium band modified K filter used to reduce thermal background from the warm telescope and surrounding structures (Persson *et al.* 1998). The K_s and K filter have virtually identical throughput with differences on the ± 0.01 magnitude level (Persson *et al.* 1998).

The data reduction was performed in IRAF (Tody 1986, 1993) using the Gemini and DAOPHOT (Stetson *et al.* 1990) packages. Flatfield and dark exposures were taken at morning and/or evening twilight and were combined to make normalized flatfield images and bad-pixel maps. Skyframes were created from the dithered science image. The science images were skyframe subtracted and flatfield divided, resulting in images with less than 2% variation across the field. Some unidentified 60Hz noise coming from the instrument or telescope is evident in some of the images but is too low to significantly contribute to the estimated errors of the photometry.

Aperture photometry was performed. The signal-to-noise ratio for the observed targets was large enough that aperture correction photometry was not needed. An aperture of ~ 3.0 arcseconds (25 pixels) was used, while a sky annulus starting at ~ 3.6 arcseconds (30 pixels) with a width of ~ 2.4 arcseconds (20 pixels wide).

A number of UKIRT near infrared standard stars (Hawarden *et al.* 2001) were taken throughout the night spanning the airmass of our science targets. The standard stars were used to derive zero points, airmass corrections and filter color corrections.

3. Results

The results of our observations of ten Jovian and four Saturnian irregular satellites are given in Table 1. Seven of these satellites were previously unobserved in the JHK_s bandpasses. Our results of the six brightest Jovian irregular satellites are generally consistent with Sykes *et al.* (2000), but we have significantly improved on the errors of the photometry (the average of the JHK_s color errors reported here is ~ 0.03). Figure 1 shows the J-H vs. H-K colors of the objects observed. On this figure we have also plotted the areas of JHK_s phase space populated by known C, D, F and P-type asteroids as observed by the Two Micron All Sky Survey (2MASS; Sykes *et al.* 2000). From Figure 1 we see that most of the satellites are consistent with these outer main belt asteroids. There are however three satellites, J VII Elara, J XII Ananke and S IX Phoebe, that lie outside these areas. It should be noted that the few Centaurs observed in the near-infrared also fall into a similar range of near-infrared colors (Weintraub *et al.* 1997; Brown 2000).

Figures 3-4 shows the low resolution spectra of the objects observed. The spectra shown are normalized at the V filter ($0.53\mu\text{m}$). The BVRI colors have been taken from Rettig *et al.* (2001) and Grav *et al.* (2003) and solar colors were adopted as $B - V = 0.67, V - R = 0.36, V - I = 0.71, V - J = 1.08, V - H = 1.37$ and $V - K = 1.43$ (Jewitt and Luu 1998; Degewij *et al.* 1980). Note that there are values given for solar H-K and J-K colors by other authors that differ from this (for example Johnson *et al.* 1975).

Only a few V-J colors of irregular satellites are available. Values for J VI Himalia and S IX Phoebe were taken from Cruikshank (1980) and Degewij *et al.* (1980). To determine values for $V - J$ for the other targets the V observations from Grav *et al.* (2003) were corrected for the heliocentric, geocentric and phase angle difference between the V and J observations using

$$H(1, 1, 0) = m - 5\log(\Delta R) - \beta\alpha \quad (1)$$

where m is the apparent magnitude, R is the heliocentric distance, Δ is the geocentric distance, β is a constant phase coefficient and α is the phase angle. S IX Phoebe is, however the only irregular satellite of Jupiter and Saturn for which a phase coefficient has been determined (Kruse *et al.* 1986). At low phase angles ($\alpha < 1^\circ$) they found $\beta = 0.18 \pm 0.04$ mag/ $^\circ$, but at larger phase angles ($\alpha > 2^\circ$) it falls to $\beta \sim 0.10$ mag/ $^\circ$ Kruse *et al.* (1986). We have adopted the value of $\beta = 0.10$ mag/ $^\circ$ since all of the observations from Grav *et al.* (2003) are at higher phase angles than 2° . Note that no correction due to rotational variations has been applied. To better compare members of the same families the $V - J$ values of the brightest member were used for all the family members. This of course makes the spectra seem more similar at a first glance than might be justified, but it significantly increases our ability to compare the visual and infrared observations. The errors plotted for the JHK_s

colors do not take into account the errors in our derivation of the $V - J$ colors, since this does not change any of our arguments.

For the Himalia and Gallic (the Saturnian 45°-inclination) families we observed more than one member and thus can test if the homogeneous colors found in Grav *et al.* (2003) extend into the near- infrared. Figure 3 shows the low resolution spectra for the four members of the Himalia-family (S/2000 J11 has not been observed beyond the discovery apparition and is considered lost). The four spectra are very similar, all consistent with spectra of C-type asteroids. The only noticeable difference lies in the slightly redder color of J XI Lysithea in the visual wavelengths, but these differences are within the 3σ errors. The low resolution spectra of the two objects observed from the Gallic family, S XX Paaliaq and S XXIX Siarnaq, are plotted in Figure 4. The two spectra are very similar and seem to be consistent with a P-type asteroidal surface. The results from this survey further strengthen the arguments from (Grav *et al.* 2003) for the dynamical families being remainders of larger progenitors captured and subsequently fragmented due to collisions.

Using the low resolution reflectance spectra we identify J VIII Pasiphae as a C-type asteroid, J XII Ananke and J XVIII Themisto as P-type asteroids, while J IX Carme, and J X Sinope and J XVII Callirrhoe are identified as D-type asteroids (for examples of the different spectral classes see Tholen and Barucci 1989). For the Saturnian irregular satellites S IX Phoebe is identified as having a F-type asteroidal surface, while the surface of S XXVI Albiorix is consistent with that of a P-type. The low resolution spectra show the large diversity among the irregular satellites of Jupiter and Saturn, ranging from the slightly blue spectrum of the Himalia-family members and S IX Phoebe, to the red spectrum of J IX Carme, J X Sinope and S XXVI Albiorix. Higher resolution spectra are needed however to secure these identifications. We looked for correlations between spectral type and orbital parameters, but no apparent patterns were found.

The data seem to indicate that S IX Phoebe and J XII Ananke have some small degree of contamination of water ices. A broad absorption feature centered on $\sim 2.0\mu\text{m}$ due to water ices has been detected on S IX Phoebe in spectra by Owen *et al.* (1999) and Brown (2000). High resolution near-infrared spectra are needed to confirm this feature on J XII Ananke. The extreme values of the $J - H$ and $H - K_s$ colors of J IX Sinope reported by Sykes *et al.* (2000) were not seen in our data. The data are however consistent with each other on a 3σ level. It is conceivable that J IX Sinope does not have a homogeneous surface composition and that the two observations were performed at different rotational phases.

Our observations of S IX Phoebe confirm the colors found by both Cruikshank (1980) and Degewij *et al.* (1980). Most likely the two observations by Degewij *et al.* (1980), that do not agree with our results, are taken at different rotational phases than our observations.

S IX Phoebe is known to have a bright spot with a peak albedo of 0.11 which is significantly higher than the 0.07 albedo of the rest of the surface (Simonelli *et al.* 1999).

4. Conclusions

We have collected near-infrared colors of 10 Jovian and 4 Saturnian irregular satellites. The colors are found to be consistent with the C,F,D and P type asteroids found in the outer parts of the main asteroid belt. The near-infrared colors show that four members of the Himalia-family have homogeneous colors, with weighted mean colors of $J - H = 0.34 \pm 0.02$, $H - K_s = 0.27 \pm 0.02$ and $J - K_s = 0.65 \pm 0.02$. The the observed members of the Saturnian Gallic-family are also found to have homogeneous colors, with weighted mean colors of $J - H = 0.37 \pm 0.01$, $H - K_s = 0.16 \pm 0.02$ and $J - K_s = 0.53 \pm 0.01$. The homogeneous colors of these two families further supports the hypothesis that these families are the remnants of larger progenitors that were captured and subsequently fragmented (Gladman *et al.* 2001; Grav *et al.* 2003).

Adding observations in the visual wavelengths and plotting the results as a reflectance spectra normalized at V shows that the irregular satellites of Jupiter and Saturn have surfaces ranging from the neutral members of the Himalia-family and S IX Phoebe, to the red spectra of J IX Carme, J X Sinope and S XXVI Albiorix. Furthermore the low resolution spectra of J XII Ananke and S IX Phoebe show weak indications of broad absorption features centered on $2.0\mu\text{m}$ from water ices. These features have been identified in S IX Phoebe using higher resolution spectra Owen *et al.* (1999); Brown (2000).

5. Acknowledgments

We would like to thank J. Jensen, S. Chan and the staff of the Gemini North Telescope for their excellent help in the taking and reduction of these onbservations. Based on observations obtained at the Gemini Observatory, which is operated by the Association of Universities for Research in Astronomy, Inc., under a cooperative agreement with the NSF on behalf of the Gemini partnership: the National Science Foundation (United States), the Particle Physics and Astronomy Research Council (United Kingdom), the National Research Council (Canada), CONICYT (Chile), the Australian Research Council (Australia), CNPq (Brazil), and CONICET (Argentina).

Tommy Grav is a Smithsonian Astrophysical Observatory Pre-doctoral Fellow at the Harvard-Smithsonian Center for Astrophysics, Cambridge, USA.

This work was supported by NASA grants NAG5-9678 and NAG5-10438.

6. Table and Figure Captions

Table 1. This table shows the circumstances and results of our observations. Heliocentric (r) and geocentric (Δ) distances are given in astronomical units (AU). The phase angles, α , are given in degrees. 1σ errors are given.

Figure 1. Here the $H - K_s$ vs. $J - H$ near-infrared colors are shown for all the objects observed in this paper. The open and filled points indicate the optical color (grey and light red, respectively) of the irregular satellites as found by Grav *et al.* (2003). Given are 1σ errorbars. The four areas sketched show the approximate phase space covered by different asteroidal classes as observed by the 2MASS projects. Plotted are the C- (dotted), F- (long dashed), D- (short dashed) and P-type (dotted-short dashed) asteroidal classes (Sykes *et al.* 2000).

Figure 2. Same as figure 3, but showing the four members of the Himalia-family. Note the subtle difference in the optical of J XI Lysithea from the rest. The asteroid 10 Hygeia (C-type) is shown for comparison (Bus and Binzel 2002; Burbine and Binzel 2002).

Figure 3. Shown are the normalized reflectance spectra of the Jovian irregular satellite (excluding the four members of the Himalia-family, which are shown in figure 2). All spectra are normalized at the V filter and all, but the spectrum of Sinope, have been offset for better comparison. The asteroids 10 Hygeia (C-type) and 336 Lacadiera (D-type) are shown for comparison (Bus and Binzel 2002; Burbine and Binzel 2002).

Figure 4. Same as figure 3, but showing the four Saturnian irregular satellites observed in this paper. Note the striking similarities of S XX Paaliaq and S XXIX Siarnaq. The asteroids 10 Hygeia (C-type) and 336 Lacadiera (D-type) are shown for comparison (Bus and Binzel 2002; Burbine and Binzel 2002).

REFERENCES

- Astakhov, S. A., A. D. Burbanks, S. Wiggins, and D. Farrelly 2003. Chaos-assisted capture of irregular moons. *Nature* **423**, 264–267.
- Brown, M. E. 2000. Near-Infrared Spectroscopy of Centaurs and Irregular Satellites. *AJ* **119**, 977–983.
- Burbine, T. H., and R. P. Binzel 2002. Small Main-Belt Asteroid Spectroscopic Survey in the Near-Infrared. *Icarus* **159**, 468–499.

- Bus, S. J., and R. P. Binzel 2002. Phase II of the Small Main-Belt Asteroid Spectroscopic Survey The Observations. *Icarus* **158**, 106–145.
- Colombo, G., and F. A. Franklin 1971. On the formation of the outer satellite groups of Jupiter. *Icarus* **15**, 186–189.
- Cruikshank, D. P. 1980. Near-infrared studies of the satellites of Saturn and Uranus. *Icarus* **41**, 246–258.
- Ćuk, M., and J. A. Burns 2003. Gas-Drag-Assisted Capture of Himalia’s Family. *Submitted to Icarus*.
- Degewij, J., D. P. Cruikshank, and W. K. Hartmann 1980. Near-infrared colorimetry of J6 Himalia and S9 Phoebe - A summary of 0.3- to 2.2-micron reflectances. *Icarus* **44**, 541–547.
- Dumas, C., T. Owen, and M. A. Barucci 1998. Near-Infrared Spectroscopy of Low-Albedo Surfaces of the Solar System: Search for the Spectral Signature of Dark Material. *Icarus* **133**, 221–232.
- Gladman, B., J. J. Kavelaars, M. Holman, P. D. Nicholson, J. A. Burns, C. W. Hergenrother, J. Petit, B. G. Marsden, R. Jacobson, W. Gray, and T. Grav 2001. Discovery of 12 satellites of Saturn exhibiting orbital clustering. *Nature* **412**, 163–166.
- Grav, T., and M. J. Holman 2003. Photometry of the Irregular Satellites of Giant Planets. *AAS/Division for Planetary Sciences Meeting* **35**, 0–+.
- Grav, T., M. J. Holman, B. J. Gladman, and K. Aksnes 2003. Photometric survey of the irregular satellites. *Icarus* **166**, 33–45.
- Hawarden, T. G., S. K. Leggett, M. B. Letawsky, D. R. Ballantyne, and M. M. Casali 2001. JHK standard stars for large telescopes: the UKIRT Fundamental and Extended lists. *MNRAS* **325**, 563–574.
- Hora, J. L., K. Hodapp, E. M. Irwin, T. J. Keller, and T. T. Young 1995. Design of the near-infrared camera for the Gemini telescope. In *Proc. SPIE Vol. 2475, p. 308-317, Infrared Detectors and Instrumentation for Astronomy, Albert M. Fowler; Ed.*, pp. 308–317.
- Jewitt, D., and J. Luu 1998. Optical-Infrared Spectral Diversity in the Kuiper Belt. *AJ* **115**, 1667–1670.

- Johnson, T. V., G. J. Veeder, S. J. Loer, and D. L. Matson 1975. Asteroids - Infrared photometry at 1.25, 1.65, and 2.2 microns. *ApJ* **197**, 527–531.
- Kruse, S., J. J. Klavetter, and E. W. Dunham 1986. Photometry of Phoebe. *Icarus* **68**, 167–175.
- Owen, T. C., D. P. Cruikshank, C. M. Dalle Ore, T. R. Geballe, T. L. Roush, and C. de Bergh 1999. NOTE: Detection of Water Ice on Saturn’s Satellite Phoebe. *Icarus* **139**, 379–382.
- Persson, S. E., D. C. Murphy, W. Krzeminski, M. Roth, and M. J. Rieke 1998. A New System of Faint Near-Infrared Standard Stars. *AJ* **116**, 2475–2488.
- Pollack, J. B., J. A. Burns, and M. E. Tauber 1979. Gas drag in primordial circumplanetary envelopes - A mechanism for satellite capture. *Icarus* **37**, 587–611.
- Rettig, T. W., K. Walsh, and G. Consolmagno 2001. Implied Evolutionary Differences of the Jovian Irregular Satellites from a BVR Color Survey. *Icarus* **154**, 313–320.
- Simonelli, D. P., J. Kay, D. Adinolfi, J. Veverka, P. C. Thomas, and P. Helfenstein 1999. Phoebe: Albedo Map and Photometric Properties. *Icarus* **138**, 249–258.
- Stetson, P. B., L. E. Davis, and D. R. Crabtree 1990. Future development of the DAOPHOT crowded-field photometry package. In *ASP Conf. Ser. 8: CCDs in astronomy*, pp. 289–304.
- Sykes, M. V., R. M. Cutri, J. W. Fowler, D. J. Tholen, M. F. Skrutskie, S. Price, and E. F. Tedesco 2000. The 2MASS Asteroid and Comet Survey. *Icarus* **146**, 161–175.
- Sykes, M. V., B. Nelson, R. M. Cutri, D. J. Kirkpatrick, R. Hurt, and M. F. Skrutskie 2000. Near-Infrared Observations of the Outer Jovian Satellites. *Icarus* **143**, 371–375.
- Tholen, D. J. 1984. Asteroid taxonomy from cluster analysis of Photometry. *Ph.D. Thesis*.
- Tholen, D. J., and M. A. Barucci 1989. Asteroid taxonomy. In *Asteroids II*, pp. 298–315.
- Tody, D. 1986. The IRAF Data Reduction and Analysis System. In *Instrumentation in astronomy VI; Proceedings of the Meeting, Tucson, AZ, Mar. 4-8, 1986. Part 2 (A87-36376 15-35)*. Bellingham, WA, Society of Photo-Optical Instrumentation Engineers, 1986, p. 733., Volume 627, pp. 733.
- Tody, D. 1993. IRAF in the Nineties. In *ASP Conf. Ser. 52: Astronomical Data Analysis Software and Systems II*, Volume 2, pp. 173.

Weintraub, D. A., S. C. Tegler, and W. Romanishin 1997. Visible and Near-Infrared Photometry of the Centaur Objects 1995 GO and 5145 Pholus. *Icarus* **128**, 456–463.

Object	Date (UT)	Airmass	r	Δ	α	K_s	$J - H$	$H - K_s$	$J - K_s$
S IX Phoebe	2003 Feb. 18th 08:55	1.3-1.4	9.052	8.614	5.745	14.86 ± 0.01	0.22 ± 0.01	0.35 ± 0.01	0.57 ± 0.01
S XXIX Siarnaq	2003 Feb. 18th 06:00	1.0-1.1	8.983	8.556	5.822	18.49 ± 0.01	0.35 ± 0.02	0.19 ± 0.02	0.54 ± 0.02
S XX Paaliaq	2003 Feb. 20th 06:20	1.0-1.1	9.114	8.721	5.827	19.43 ± 0.06	0.42 ± 0.06	0.05 ± 0.08	0.47 ± 0.09
S XXVI Albiorix	2003 Feb. 19th 05:15	1.0-1.1	9.076	8.667	5.814	18.79 ± 0.03	0.48 ± 0.06	0.33 ± 0.04	0.81 ± 0.07
J VI Himalia	2003 Feb. 20th 09:50	1.0-1.1	5.254	4.315	3.727	13.35 ± 0.01	0.32 ± 0.01	0.26 ± 0.01	0.58 ± 0.01
J VII Elara	2003 Feb. 20th 09:25	1.0-1.1	5.308	4.376	3.911	15.27 ± 0.01	0.31 ± 0.01	0.37 ± 0.01	0.68 ± 0.01
J VIII Pasiphae	2003 Feb. 19th 08:50	1.0-1.1	5.203	4.269	3.932	15.10 ± 0.01	0.39 ± 0.01	0.22 ± 0.01	0.61 ± 0.01
J IX Carme	2003 Feb. 20th 12:00	1.3-1.4	5.196	4.264	4.036	15.74 ± 0.01	0.34 ± 0.01	0.21 ± 0.01	0.55 ± 0.02
J X Sinope	2003 Feb. 19th 08:15	1.0-1.1	5.194	4.254	3.721	16.05 ± 0.01	0.38 ± 0.01	0.23 ± 0.01	0.61 ± 0.01
J XI Lysithea	2003 Feb. 20th 08:45	1.0-1.1	5.366	4.425	3.538	16.30 ± 0.01	0.39 ± 0.01	0.31 ± 0.01	0.70 ± 0.01
J XII Ananke	2003 Feb. 18th 13:00	1.6-2.0	5.443	4.502	3.493	17.33 ± 0.01	0.24 ± 0.02	0.14 ± 0.02	0.38 ± 0.02
	2003 Feb. 20th 12:30	1.4-1.7	5.442	4.512	3.875	17.32 ± 0.02	0.25 ± 0.02	0.20 ± 0.03	0.45 ± 0.03
J XIII Leda	2003 Feb. 19th 09:20	1.0-1.1	5.253	4.308	3.493	18.09 ± 0.03	0.36 ± 0.02	0.23 ± 0.03	0.59 ± 0.03
J XVIII Themisto	2003 Feb. 18th 09:40	1.0-1.1	5.283	4.335	2.322	18.30 ± 0.02	0.33 ± 0.02	0.10 ± 0.02	0.43 ± 0.02
J XVII Callirrhoe	2003 Feb. 19th 11:25	1.1-1.5	5.231	4.277	3.861	19.17 ± 0.10	0.46 ± 0.07	0.25 ± 0.12	0.71 ± 0.12

Table 1: Grav & Holman, Near-Infrared Photometry of Irregular Satellites of Jupiter and Saturn

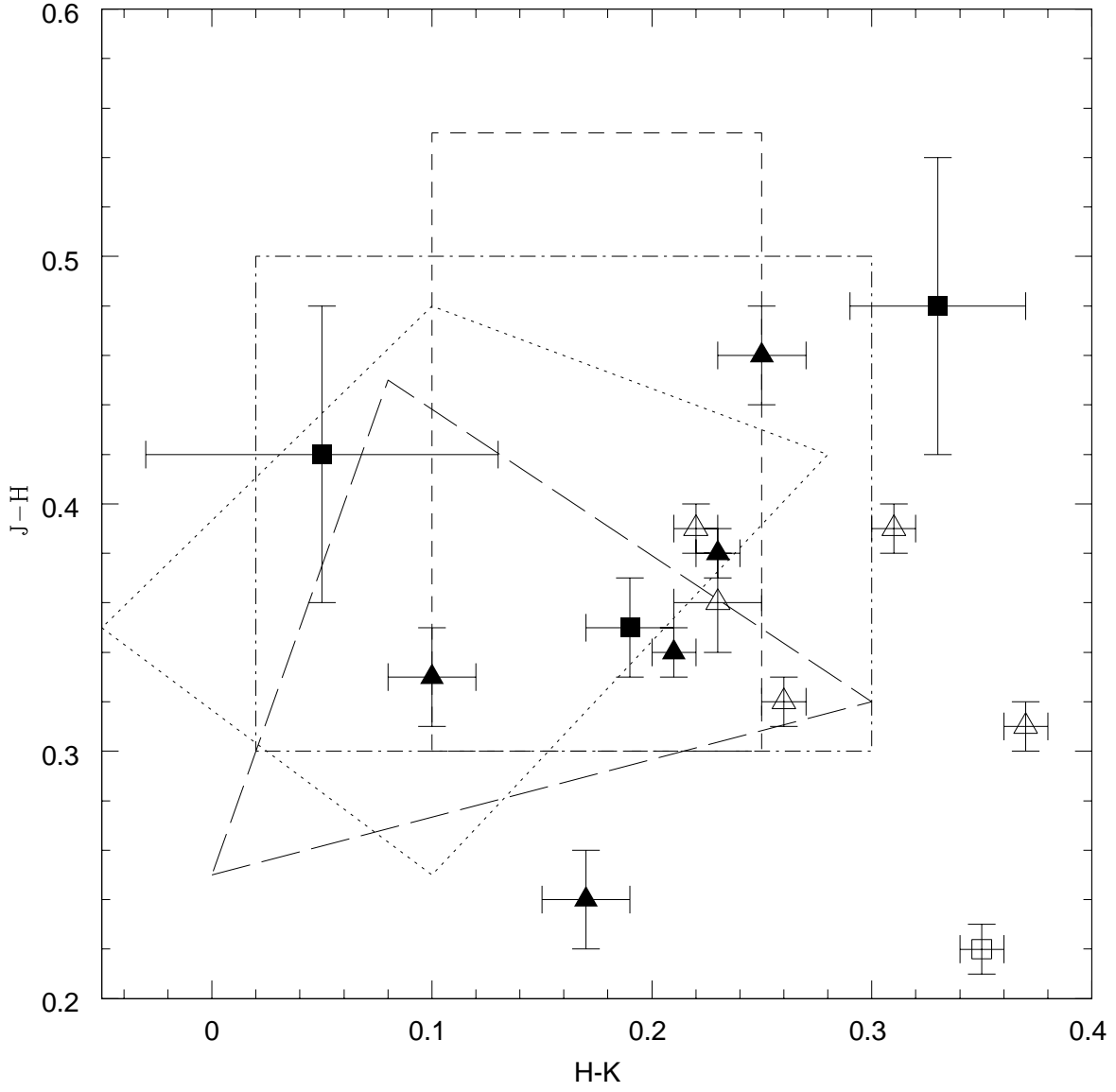


Fig. 1.— Grav & Holman, Near-Infrared Photometry of Irregular Satellites of Jupiter and Saturn

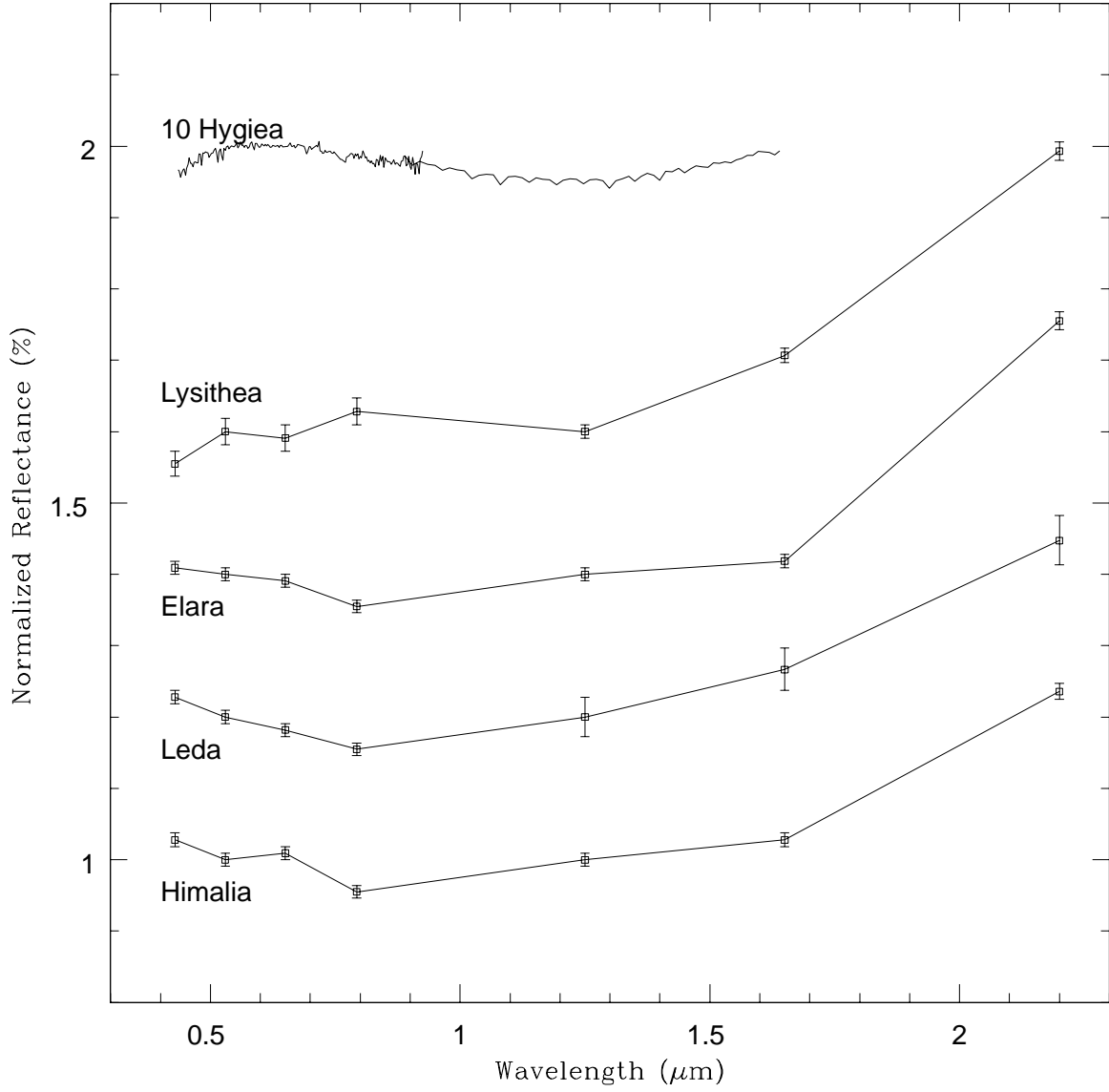


Fig. 2.— Grav & Holman, Near-Infrared Photometry of Irregular Satellites of Jupiter and Saturn

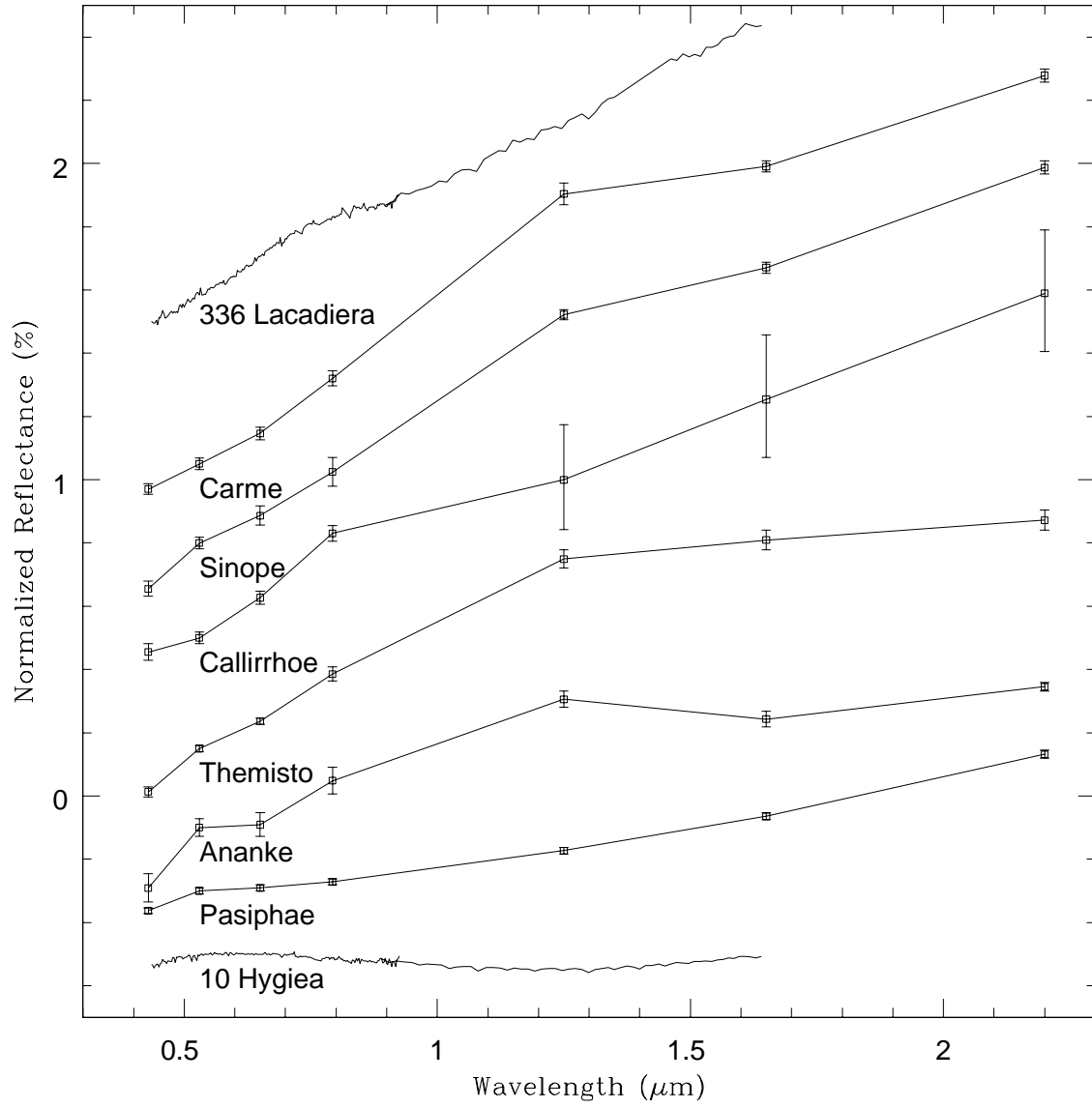


Fig. 3.— Grav & Holman, Near-Infrared Photometry of Irregular Satellites of Jupiter and Saturn

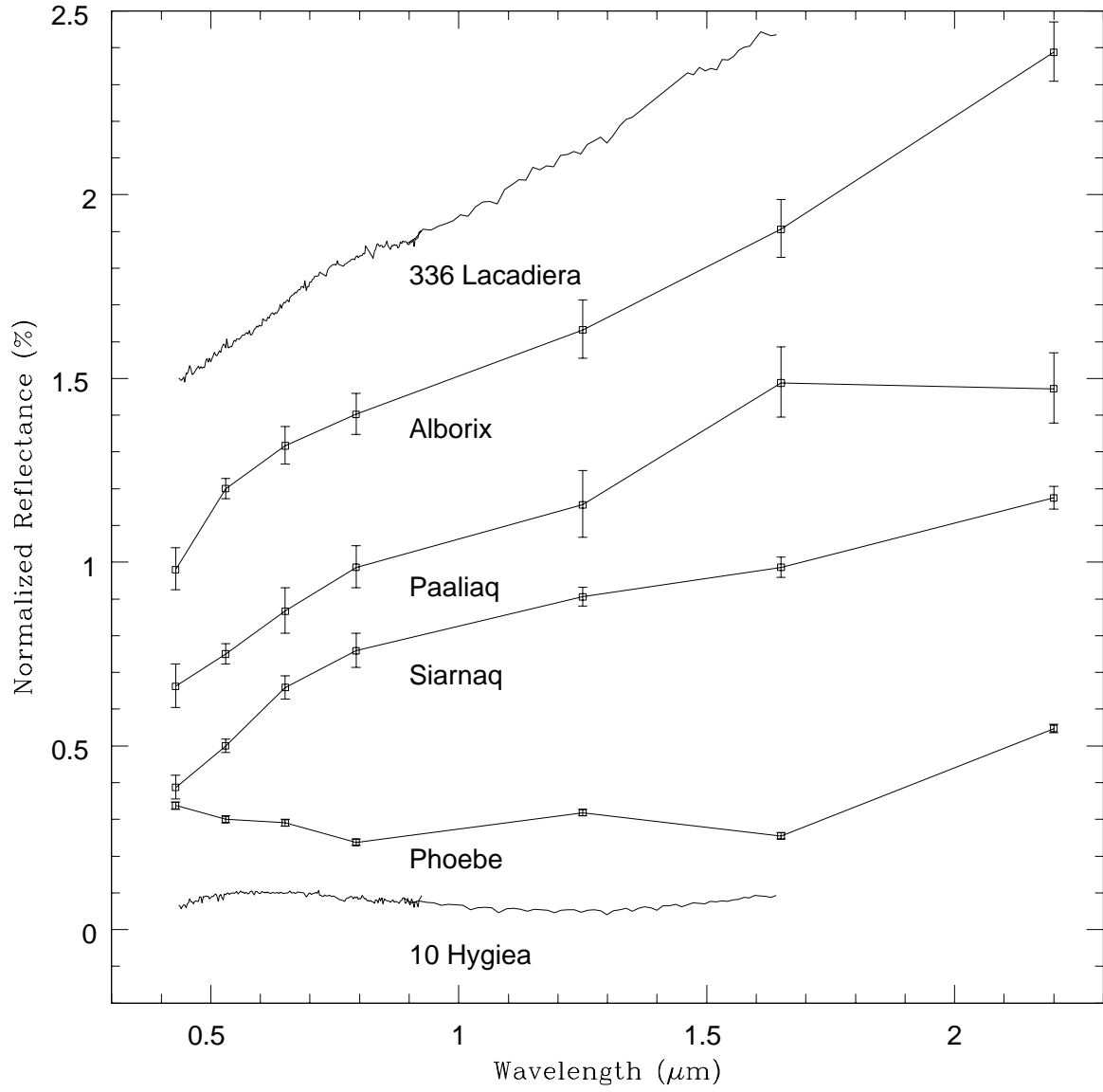


Fig. 4.— Grav & Holman, Near-Infrared Photometry of Irregular Satellites of Jupiter and Saturn