

****TITLE****

*ASP Conference Series, Vol. **VOLUME**, **YEAR OF PUBLICATION***

****NAMES OF EDITORS****

“Osiris” (HD209458b), an evaporating planet

Alfred Vidal-Madjar & Alain Lecavelier des Etangs

*Institut d’Astrophysique de Paris du CNRS, 98bis Boulevard Arago,
75014, Paris, FRANCE*

Abstract. Three transits of the planet orbiting the solar type star HD 209458 were observed in the far UV at the wavelength of the H I Lyman α line. The planet size at this wavelength is equal to $4.3 R_{\text{Jup}}$, i.e. larger than the planet Roche radius ($3.6 R_{\text{Jup}}$). Absorbing hydrogen atoms were found to be blueshifted by up to -130 km.s^{-1} , exceeding the planet escape velocity. This implies that hydrogen atoms are escaping this “hot Jupiter” planet. An escape flux of $\gtrsim 10^{10} \text{ g.s}^{-1}$ is needed to explain the observations. Taking into account the tidal forces and the temperature rise expected in the upper atmosphere, theoretical evaluations are in good agreement with the observed rate. Lifetime of planets closer to their star could be shorter than stellar lifetimes suggesting that this evaporating phenomenon may explain the lack of planets with very short orbital distance.

This evaporating planet could be represented by the Egyptian God “Osiris” cut into pieces and having lost one of them. This would give us a much easier way to name that planet and replace the unpleasant “HD209458b” name used so far.

1. Introduction

The extrasolar planet in the system HD209458 is the first one for which repeated transits across the stellar disk have been observed ($\sim 1.35\%$ absorption; Henry et al., 2000; Charbonneau et al., 2000). Together with radial velocity measurements (Mazeh et al., 2000), this has led to a determination of the planet’s radius and mass, confirming that it must be a gas giant. The transits of this gaseous extrasolar planet offer a unique opportunity to investigate the spectral features of its atmosphere. Numerous searches for an atmospheric signature in the IR-optical wavelength range failed until the detection with Hubble Space Telescope (HST) of the dense lower atmosphere of HD209458b observed in the neutral sodium lines ($\sim 0.02\%$ additional absorption; Charbonneau et al., 2002).

Far more abundant than any other species, hydrogen is well suited for searching atmospheric absorptions during transits, in particular over the stellar ultraviolet (UV) Lyman α emission line at 1215.67 \AA . With recent HST observations in the UV, Vidal-Madjar et al. (2003) detected the H I atomic hydrogen absorption ($\sim 15\%$) over the stellar Lyman α line during three transits of HD209458b. Comparison with models showed that this absorption should take

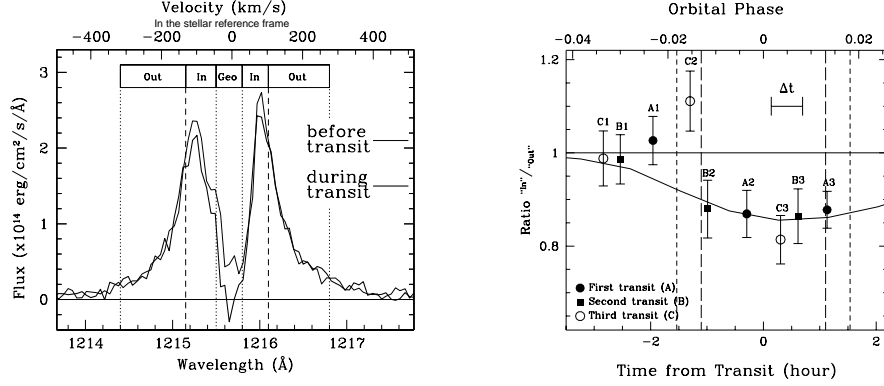


Figure 1. **Left:** The Lyman α stellar line as observed by Vidal-Madjar et al. (2003). The averaged profile observed during transit (thick line) presents a reduced flux when compared to the pre-transit profile (thin line). The region named “Geo” corresponds to the region where the geocoronal Lyman α correction was too important. In the “In” region absorption is observed while the “Out” region serves as a flux reference. **Right:** The averaged “In”/“Out” flux ratio in the individual exposures of the three observed transits (see text). Exposures A1, B1, and C1 were performed before and A2, B3, and C3 entirely during transits. Error bars are $\pm 1\sigma$. The “In”/“Out” ratio decreases by $\sim 15\%$ during the transit. The thick line represents the absorption ratio modeled through a particle simulation (see Fig. 3).

place beyond the Roche limit and could thus be understood only in terms of escaping hydrogen atoms.

The detection of this extended upper atmosphere (the exosphere) provides a new and crucial step in our understanding of the outer atmospheric structures of these “hot” extrasolar planets.

2. The observations

Three transits of HD209458b (noted A, B and C) were surveyed with the STIS spectrograph on-board HST (~ 20 km.s⁻¹ resolution). For each transit, three consecutive HST orbits were scheduled such that the first orbit ended before the first contact to serve as a reference, the two following ones being partly or entirely within the transit. An average $15 \pm 4\%$ (1σ) relative intensity drop (variation of the ratio between the flux in the “In” over the flux in the “Out” region, noted “In”/“Out”, see Fig. 1) near the center of the Lyman α line was observed during the transits. This is larger than expected for the atmosphere of a planet occulting only $\sim 1.5\%$ of the star. Note that this drop has to be added on top of the $\sim 1.5\%$ reduction of the whole stellar spectrum caused by the planetary disk transit which includes of course the Lyman α line.

Because of the small distance ($8.5 R_*$) between the planet and the star (allowing an intense heating of the planet and its classification as a “hot Jupiter”) the Roche lobe is only at 2.7 planetary radii (i.e. $3.6 R_{\text{Jup}}$). Filling up this lobe with hydrogen atoms gives a maximum absorption of $\sim 10\%$ during planetary

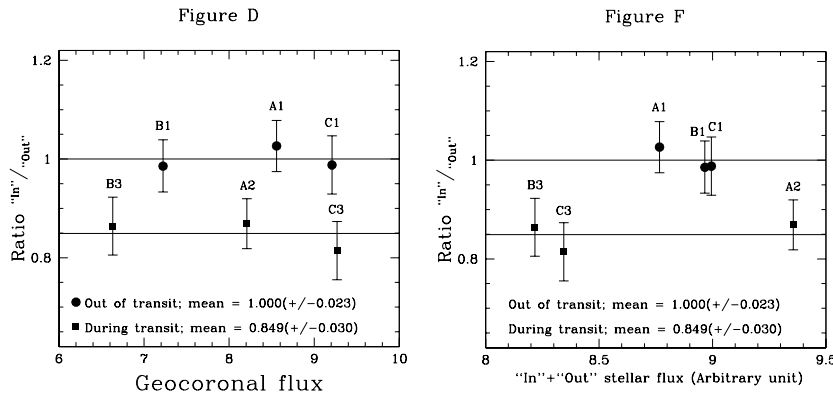


Figure 2. The “In”/“Out” ratios corresponding to the A1, B1 and C1 observations performed out of the transits and to the A2, B3 and C3 ones completely within the transits are shown (see text and Fig. 1). **Left:** In Figure D the ratios are shown as a function of the corresponding geocoronal Lyman α emission. **Right:** Figure F shows the same ratios as a function of the total stellar Lyman α flux. In both cases the absorption observed during transits is not correlated with the potential perturbations revealing that they were either properly corrected (see Désert et al. 2004) or irrelevant.

transits. Since a more important absorption was detected, hydrogen atoms cover a larger area corresponding to a spherical object of $4.3 R_{\text{Jup}}$. Observed beyond the Roche limit, these hydrogen atoms must be escaping the planet. Independently, the spectral absorption width (between -130 and $+100 \text{ km.s}^{-1}$, see Fig. 1) also shows that some hydrogen atoms have large velocities relative to the planet, exceeding the escape velocity. This further confirms that hydrogen atoms must be escaping the planetary atmosphere.

2.1. Observational difficulties

These are essentially twofold : flux variations during transits could be either due to changes in the geocoronal Lyman α emission which covers and perturbs part of the stellar line or to intrinsic stellar flux variations.

First the geocoronal Lyman α emission produced by the hydrogen atoms present above HST in the Earth upper atmosphere (see e.g. Vidal-Madjar & Thomas, 1978) fills the aperture of the spectrograph. This results in an extended emission spread over the instrument detector, perpendicular to the dispersion direction. The extent of this emission along the slit allows however a precise correction at the position of the stellar spectrum. It was demonstrated that the geocoronal correction was made with high enough accuracy at least outside the central region (-40 and $+35 \text{ km.s}^{-1}$, noted “Geo” in Fig. 1). No correlation was found between the geocoronal variations and the stellar Lyman α profile changes observed during transits showing independently that the corrections were properly made (see Fig. 2).

Second the observed Lyman α spectrum of HD209458 (G0V) is typical for a solar type star, with a double peaked emission originating in the stellar chromosphere. Stellar variability is thus a concern because it is well known

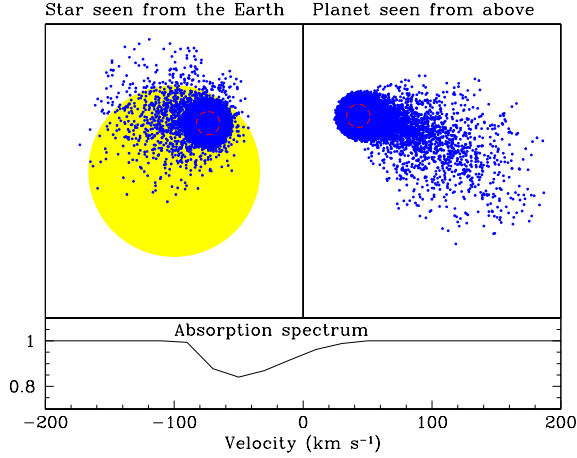


Figure 3. A numerical simulation of hydrogen atoms sensitive to radiation pressure (0.7 times the stellar gravitation) above an altitude of 0.5 times the Roche radius where the density is assumed to be $2 \times 10^5 \text{ cm}^{-3}$ is presented here. It corresponds to an escape flux of $\sim 10^{10} \text{ g s}^{-1}$. The mean ionization lifetime of escaping hydrogen atoms is 4 hours. The model yields an atom population in a curved cometary like tail.

that solar type stars present important flux variations in the far and extreme UV as it was observed in details in the case of the Sun (see e.g. Vidal-Madjar 1975). The total solar Lyman α flux varies by about a factor two, while its relative fluctuations in similar spectral domains (variations of the “In”/“Out” ratios) are smaller than $\pm 6\%$. Within a few months, a time comparable to the HD209458 observations, the “In”/“Out” solar flux ratio varies by less than $\pm 4\%$. If both stars behave in similar manners, this is an indication that the absorption detected is not of stellar origin. This is confirmed by the fact that no correlation was found between the total stellar flux changes (“In”+“Out” flux) and the absorption observed during transits (Fig. 2) showing that the observed variations are not related to stellar flux fluctuations.

3. The upper atmospheric model

The observed 15% intensity drop could only be explained if hydrogen atoms are able to reach the Roche lobe of the planet and then escape. To evaluate the amount of escaping atoms Vidal-Madjar et al. (2003) have built a particle simulation in which they assumed that hydrogen atoms are sensitive to the stellar gravity and radiation pressure (see Fig. 3). In their simulation, escaping hydrogen atoms expand in an asymmetric cometary like tail and are progressively ionized when moving away from the planet. Atoms in the evaporating coma and tail cover a large area of the star. A minimum escape flux of $\sim 10^{10} \text{ g.s}^{-1}$ is compatible with the observations. However, due to saturation effects in the Lyman α absorption line, larger escape fluxes by several orders of magnitude would still be compatible with the observations.

To evaluate the actual escape flux, one has thus to estimate the vertical distribution of hydrogen atoms up to the Roche limit, in a more realistic heated up and tidally extended upper atmosphere.

3.1. The source of atomic hydrogen

HI is produced through H_2 photo-dissociation by extreme UV (EUV) radiation at the top of the atmosphere and through photolysis of hydrocarbons at the bottom. With an EUV heating source of $160 \text{ erg cm}^{-2} \cdot \text{s}^{-1}$ on top of the atmosphere, in principle one can derive the amount of HI atoms at the base of the upper atmosphere, in the region that could be considered as the source of atoms. Using realistic condition for the bottom of the atmosphere of HD209458b, Liang et al. (2003) have shown that the atomic hydrogen could be as high as 10% of H_2 while in the Solar system giant planets it is of the order of 1%. This is one input parameter to be evaluated carefully.

3.2. The upper atmospheric temperature

Earlier estimates of the atmospheric escape flux concluded that the mass loss was not significant. However these estimates did not properly consider the temperature rise in the planetary upper atmosphere as it is observed in all Solar system planets. For example, the radiative equilibrium, effective temperatures T_{eff} for the Earth and Jupiter are around 253 K and 150 K respectively while upper thermospheric and exospheric temperatures T_{up} are ~ 1000 K for both planets (Chamberlain & Hunten 1987).

Burrows & Lunine (1995) estimated that the first “hot Jupiter” discovered, 51 Peg b, was comfortably within its Roche tidal lobe and thus that classical Jeans evaporation was insignificant. However they recognized that ultraviolet heating may play a role by mentioning that production of hot ions and atoms could be a more promising escape mechanism. By scaling from the case of Jupiter they evaluate that $10^{34} \text{ atoms} \cdot \text{s}^{-1}$ could possibly escape from 51 Peg b ($\sim 10^{10} \text{ g} \cdot \text{s}^{-1}$), a value similar to the Vidal-Madjar et al. (2003) lower limit.

Using the atmospheric effective temperature $T_{\text{eff}}=1300$ K as the reference temperature, Guillot et al. (1996) concluded also that “hot Jupiters” even at such “high” temperatures are much too compact for classical Jeans escape. They also recognized that escape of hot ions is a possible and more likely process.

First Chassefière et al. (1996) considered upper atmospheric heating and evaluated that exospheric temperatures as high as $T_{\text{up}} \sim 10^4$ K were possible leading to upper atmospheres extended up to $10 R_{\text{Jup}}$. Such possibilities were again mentioned by Schneider et al. (1998) while Coustenis et al. (1998) underlined again that upper atmospheric temperatures of extrasolar planets should be quite different from the classical T_{eff} evaluations. Mentioning upper atmospheric heating by stellar EUV, they evaluated $T_{\text{up}} \sim 4600$ K in the case of 51 Peg b.

In the case of HD209458b, Seager & Sasselov (2000) made a detailed lower atmospheric model. They evaluated the lower atmosphere effective temperature to be $T_{\text{eff}}=1350$ K. They did not consider any upper atmospheric heating. Following a parallel approach, Brown (2001) found $T_{\text{eff}}=1400$ K. He however clearly stated that the model calculation did not involve He, H_2 and H which can absorb UV photons and are very abundant, suggesting that an upper atmospheric heating could be expected.

Finally more recently Lecavelier des Etangs et al. (2004) evaluated the upper atmospheric temperature of HD209458b by taking into account FUV and EUV heating and different cooling mechanisms. They evaluated $T_{\text{up}} \sim 11000$ K.

Note however that the observed high upper atmospheric temperatures in the Solar system are not all explained. In particular EUV solar fluxes are able to heat up the upper atmospheres of the giant planets by no more than few tens of degrees (~ 25 K in the case of Jupiter). Clearly other mechanisms as heating by solar wind particles and/or by gravity waves within the upper atmospheres may contribute (Hunten & Dessler 1977, McConnell et al. 1982). This suggests that the Lecavelier des Etangs et al. (2004) estimate could be a lower limit but knowing that more heating produces more escape and thus more cooling, more heating could have a small impact on the actual upper atmospheric temperature of the planet (see also Hébrard et al. 2004).

3.3. Turbulent transport

The transport of atomic hydrogen at high altitudes could be done via thermal diffusion but also through turbulent transport, as in the case of the Solar system giant planets. This transport is commonly described by the classical eddy diffusion coefficient parameter. It could vary by a huge 10000 factor, from $10^4 \text{ cm}^2.\text{s}^{-1}$ at Uranus to $10^6 \text{ cm}^2.\text{s}^{-1}$ at Jupiter to more than $10^7 \text{ cm}^2.\text{s}^{-1}$ Saturn and finally $10^8 \text{ cm}^2.\text{s}^{-1}$ at Neptune (see e.g. Atreya, 1986). Consequently, much more atomic hydrogen could be present at the source level (the lower thermosphere), and could considerably increase the amount of atomic hydrogen in the upper layers of the atmosphere. Eddy diffusion could thus change the vertical transport tremendously and possibly increase the amount of atomic hydrogen escaping the planet. In the case of the HD209458b, according to the probable extreme situation of that giant planet, one could expect such transport mechanisms. By ignoring the unconstrained turbulent transport, we will thus obtain a lower limit of the actual escape flux from the planet.

3.4. The atomic hydrogen escape flux

Estimating the source of atomic hydrogen, the upper atmospheric temperature, taking into account tidal forces and ignoring turbulent transports, Lecavelier des Etangs et al. (2004) were able to evaluate the vertical distribution of atoms in the upper atmosphere (Fig. 4). By extending the exobase concept to the level with no collisions up to the Roche limit (the exobase is usually defined by the level above which particles have no more collisions), they evaluated the number of atoms escaping the planet. They found that for upper atmosphere temperatures above ~ 7000 K, the escape flux is larger than the flux derived from Lyman- α observations. But higher exospheric temperatures could be reached producing escape fluxes possibly as high as $\sim 10^{35} \text{ atoms.s}^{-1}$ ($\sim 10^{11} \text{ g.s}^{-1}$), i.e. about ten times larger than the minimum value evaluated from the observations. Such a high escape flux could put the escape into the blow-off regime in which all atmospheric species are carried away with atomic and molecular hydrogen (see e.g. Watson et al. 1981; Kasting & Pollack 1983; Chamberlain & Hunten 1987).

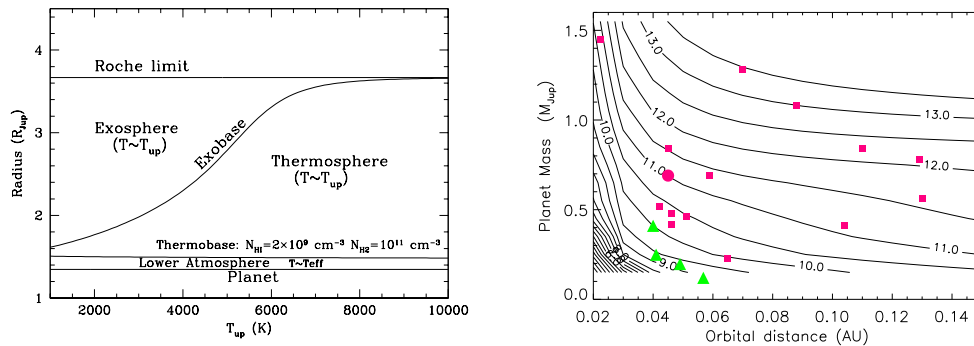


Figure 4. **Left:** The upper atmosphere structure as a function of the exospheric temperature T_{up} . For exospheric temperatures above ~ 7000 K escape should be very efficient. **Right:** Taken from Lecavelier des Etangs et al. (2004). Contour plot of the decimal logarithm of the planet life time as a function of the mass and orbital distance. The squares show the positions of detected planets. “Osiris” is shown by a circle. The planets around HD49674, HD46375, HD76700, and HD83443 are shown by triangles. We see that the life time of these four planets are about 10^9 years. These planets must have lost a large fraction of their hydrogen and might be remnants of former hot Jupiters.

4. Lifetime of an evaporating planet

This raises the question of the lifetime of the evaporating extrasolar planets which may be comparable to stellar lifetimes. If so, the “hot Jupiters” could evolve faster than their star, eventually becoming “hot hydrogen-poor Neptune-mass planets”. The evaporation process, more efficient for planets close to their star might also explain the very few detections of “hot Jupiters” with orbiting periods shorter than 3 days (e.g., Konacki et al. 2003; Udry et al. 2003).

If the escape evaluation made by Lecavelier des Etangs et al. (2004) is correct, the planetary lifetimes could be evaluated as a function of both the star-planet distance and the planet initial mass (Fig. 4). This shows that very close to their stars, planets may have short lifetime. They could evolve into planets with hydrogen-poor atmospheres, or even with no atmosphere at all, their inner core being directly exposed.

5. Conclusion and naming planets

The unique case of the transiting planet HD209458b allowed the first exoplanets atmospheric studies. The case of HD209458b being so unique in the domain of exoplanets studies and its current name so uneasy to use (and unappealing to everyone outside the scientific community), it seems reasonable to propose another name in addition to the present ones already given by the standard nomenclature to its star (to be simply followed by the letter “b” to name the planet). The star names are as listed in the Centre de Données Stellaires (CDS):

V* V376 Peg, AG+18 2243, AGKR 19726, BD+18 4917, GSC 01688-01821, HD 209458, HIC 108859, HIP 108859, PPM 141002, SAO 107623, SKY# 42008, TYC 1688- 1821-1, uvby98 100209458, and YZ 18 9012.

The idea is to use the Egyptian God name “Osiris” who was killed and parts of his body spread over the whole Egypt. To have him come back to life his sister Isis searched for all the pieces. She found all of them but one and so, this God having lost part of his body, could perfectly represent HD209458b, the evaporating planet. This was proposed at the XIXth IAP Colloquium, Extrasolar Planets, Today & Tomorrow, on July 1, 2003.

References

- Atreya, K.A. 1986, in *Atmospheres and Ionospheres of the Outer Planets and Their Satellites* (Springer)
- Brown, T.M. 2001, *ApJ*, 553, 1006
- Burrows, A., & Lunine, J. 1995, *Nature*, 378, 333
- Chamberlain, J.W., & Hunten, D.M. 1987, in *Theory of planetary atmospheres* (Orlando, Academic Press Inc.), International Geophysics Series 36, 1
- Chassefière, E., et al. 1996, in *Searching for Life in the Solar System and Beyond. A Research Discussion Meeting* (The Royal Society, London)
- Coustonis, A., et al. 1998, in *ASP Conf. Ser.*, 134, 296
- Charbonneau, D., Brown, T.M., Latham, D.W., Mayor, M. 2000, *ApJ*, 529, L45
- Charbonneau, D., Brown, T.M., Noyes, R.W., Gilliland, R.L. 2002, *ApJ*, 568, 377
- Désert, J.M., et al. 2004, these proceedings
- Guillot, T., Burrows, A., Hubbard, W.B., et al., 1996, *ApJ*, 459, L35
- Hébrard, G., et al. 2004, these proceedings
- Henry, G.W., Marcy, G.W., Butler, R.P., & Vogt, S.S. 2000, *ApJ*, 529, L41
- Hunten, D.M., & Dessler, A.J. 1977, *Planet. Space Sci.*, 25, 817
- Kasting, J.F., & Pollack, J.B. 1983, *Icarus*, 53, 479
- Konacki, M., Torres, G., Jha, S., & Sasselov, D.D. 2003, *Nature*, 421, 507
- Lecavelier des Etangs, A., Vidal-Madjar, A., et al., 2004, *A&A*, submitted
- Liang, M.C., Parkinson, C.D., Lee, A.Y.T., & Yung, Y.L. 2003, *astro-ph/0307037*
- Mazeh, T., et al. 2000, *ApJ*, 532, L55
- McConnell, J.C., et al., 1982, *Planet. Space Sci.*, 30, 151
- Moutou, C., Coustonis, A., Schneider, J., et al., 2001, *A&A*, 371, 260
- Sasselov, D.D. 2003, *ApJ*, 596, 1327
- Schneider, J., et al. 1998, in *ASP Conf. Ser.*, 134, 241
- Seager, S., & Sasselov, D.D. 2000, *ApJ*, 537, 916
- Udry, S., Mayor, M., Clausen, J.V., et al., 2003, *A&A*, 407, 679
- Vidal-Madjar, A. 1975, *Solar Physics*, 40, 69
- Vidal-Madjar, A., & Thomas, G.E. 1978, *Planet. Space Sci.*, 26, 863
- Vidal-Madjar, A., et al., 2003, *Nature*, 422, 143
- Watson, A.J., Donahue, T.M., & Walker, J.C.G. 1981, *Icarus*, 48, 150