

# Influence of an Internal Magnetar on Supernova Remnant Expansion

M. P. Allen and J. E. Horvath

*Instituto de Astronomia, Geofísica e Ciências Atmosféricas,  
Universidade de São Paulo  
R. do Matão 1226 - Cidade Universitária  
(05508-900) São Paulo SP - Brazil*

mpallen@astro.iag.usp.br

## ABSTRACT

Most of the proposed associations between magnetars and supernova remnant suffer from age problems. Usually, supernova remnants ages are determined from an approximation of the Sedov-Taylor phase relation between radius and age, for a fixed energy of the explosion  $\sim 10^{51}$  erg. Those ages do not generally agree with the characteristic ages of the (proposed) associated magnetars. We show quantitatively that, by taking into account the energy injected on the supernova remnant by magnetar spin-down, a faster expansion results, improving matches between characteristic ages and supernova remnants ages. However, the magnetar velocities inferred from observations would inviabilize some associations. Since characteristic ages may not be good age estimators, their influence on the likelihood of the association may not be as important.

In this work we present simple numerical simulations of supernova remnants expansion with internal magnetars, and apply it to the observed objects. A short initial spin period, thought to be important for the very generation of the magnetic field, is also relevant for the modified expansion of the remnant. We next analyze all proposed associations case-by-case, addressing the likelihood of each one, according to this perspective. We consider a larger explosion energy and reasses the characteristic age issue, and conclude that about 50% of the associations can be true ones, provided SGRs and AXPs are magnetars.

*Subject headings:* supernovae remnants – stars: neutron

## 1. Introduction

Soft Gamma Repeaters (SGRs) and Anomalous X-ray Pulsars (AXPs) are two classes of objects being candidates to magnetars, neutron stars with magnetic fields above the quantum critical threshold  $B_c = 4.41 \times 10^{13}$  G. In the model proposed by Duncan & Thompson (1992), which we will follow through this work, dynamo action in a fast rotating proto-neutron star amplifies the “seed” magnetic field ( $10^{11} - 10^{13}$  G) by one to three orders of magnitude. The simplest estimate of the magnetic field intensity is derived from measurements of their rotational periods ( $P$ ) and period derivatives ( $\dot{P}$ ), through the well known expression

$$B \sin \chi = \left( \frac{3c^3 I P \dot{P}}{8\pi R_{psr}^6} \right)^{1/2}, \quad (1)$$

where  $B$  is the magnetic field intensity,  $R_{psr}$  is the pulsar radius ( $\sim 10^6$  cm),  $\chi$  is the angle between the rotational and magnetic field axis,  $I$  is the moment of inertia ( $\sim 10^{45}$  g cm<sup>2</sup>), and  $c$  is the speed of light. Their ages can also be estimated through the characteristic age

$$\tau = \frac{P}{2\dot{P}}, \quad (2)$$

but both calculations assume continuous spin-down driven by magnetic dipole braking, an assumption which has been questioned by several authors (Marsden et al. 2001; Harding, Contopoulos & Kazanas 1999; van Paradijs, Taam & van den Heuvel 1995; Chatterjee, Hernquist & Narayan 2000; Kouveliotou et al. 1999), in different contexts, regarding AXPs and SGRs. The derived figures are shown in Table 1. As most of the objects are younger than  $10^4$  years, it seems reasonable to look for the Supernova Remnant (SNR) that was originated at the same supernova explosion. In fact, almost all SGRs and AXPs were tentatively associated to some SNR. Though, the likelihood of those associations is put in doubt because the age estimated for those SNRs is generally larger than the characteristic age of the associated magnetar.

This situation leads to the “age” and “velocity” problems of SGRs and AXPs. Both problems are related to the relatively low characteristic ages found for these objects. The SNRs usually associated to them seem to be systematically older, thus the age problem. Some SGRs and AXPs have been found to lie beyond, at or near the border of their proposed SNRs, and, given their low ages, the implied velocities are much higher than those found for ordinary pulsars (see Hurley 1999 for a discussion about these objects). As seen on Tables 1 and 2, there is a large uncertainty in those estimates, mainly due to uncertainties in the

distances. This implies uncertainties in the radii on which age estimates are based through models of the expansion.

Several authors have addressed magnetar-SNR associations. Some of them have discarded either the magnetar hypothesis or the association, based on those problems. This became known as the “nature versus nurture” debate, where one side proposes that the characteristics of SGRs and AXPs are derived from their special nature (see Thompson & Duncan 1996), while the other side finds more plausible that the environment is the actual responsible, nurturing the otherwise ordinary neutron stars with a fossil accretion disk (Marsden et al. 2001; Chatterjee, Hernquist & Narayan 2000; van Paradijs, Taam & van den Heuvel 1995).

Associations between pulsars and SNRs are generally examined according to the following criteria: 1) positional coincidence in sky; 2) distance estimates; 3) age estimates; 4) evidences for interaction between the neutron star and the SNR. Additional criteria may be derived from these, like the estimate of the projected velocity on sky of the compact object. Gaensler et al. (2001) did a comprehensive study of positional coincidences for magnetar-SNR associations. Distance can be determined by neutral hydrogen column density measurements, evidence of association with another object (e. g., HII region or molecular cloud) whose distance is already known, or through surface brightness-diameter ( $\Sigma - D$ ) relations. This last method is not considered reliable enough, because it ignores the effect of density and structure of the local interstellar medium, resulting in a large dispersion of values from the best fit, as can be seen in Case & Battacharya (1998). Some SNRs on the proposed associations show plerions, usually taken as positive signal of the presence of a neutron star, but most do not present that feature. Finally, measurements of HI column density are subject to systematic errors from models, and usually are not better than 50%, implying on similar uncertainties in distance determinations. Radio pulsars can have their distance estimated by use of dispersion measure, however SGRs and AXPs have not yet been detected in radio waves. There are reasons to believe they cannot emit radio signals, either because they are magnetars, where the huge magnetic field induces photon splitting rather than pair creation (Baring & Harding 1998, but see Camilo et al. 2000), or in the case they are accretors, because accretion quenches radio emission (Chatterjee, Hernquist & Narayan 2000; van Paradijs, Taam & van den Heuvel 1995).

SNR age estimates are usually derived from the knowledge of the radius by means of an approximate version of the expansive blast-wave evolution equations. We shall see in next Section that those approximations which ignore the previous phase(s) can introduce an appreciable error in cases near phase transition, and such approximations imply a reduction of the number of variables to two by linking the explosion energy, the local interstellar medium

density and the ejected mass. The present local density of the interstellar medium can be estimated within 50% uncertainty, though this may not be representative of the structure of the interstellar medium prior to the supernova explosion. For example, an explosion which occurred inside a HII region, (low density medium) and have run into a nearby molecular cloud (high density medium) would be misleading, since the observer would be able to estimate the molecular cloud density only. Even inside the HII region it would be likely that density is not constant. Situations like those can be modelled (see a good review on this in the work of Truelove & McKee 1999), but the point is that the unknown structure of the pre-supernova environment introduces one more possible systematic error on age estimates. The ejected mass can be estimated from the observation of how much Fe was produced, coupled to models of supernova yields, when the SNR is young. Explosion energy is usually considered to be within a factor of 2 of the canonical value of  $10^{51}$  erg, due to previous both observational and theoretical knowledge. The review of Hamuy (2003) considers the energy range  $0.5 - 5.5 \times 10^{51}$  erg for classical SNI, from a sample with a dozen well-observed events. However, these estimates also contribute with their own uncertainties, because the type of explosion event giving rise to a SGR-AXP is completely unknown. As the radius picks the same relative uncertainty as the distance, the combined uncertainty on the age estimate will not be smaller than a factor of 2, and probably much larger than that. We must recall that it is not uncommon to be unsure about the phase a given SNR is in, and that near the transition time between phases approximations do not strictly hold. More accurate relations can be used, reducing systematic errors, though usually most authors feel the rather small gain in precision is not worth the trouble.

Blast-wave velocity estimates could also be used to determinate age and radius, through relations similar to the ones for radius and age. Knowledge of both radius and velocity would determine the phase of the expansion, removing a source of uncertainties. Unfortunately, such estimates must come from X-rays measurements difficult to be made, and up to now they could not be obtained for any of the proposed associations.

Finally there are evidences of interaction between the neutron star and the SNR in some of the proposed associations, which show plerions (or filled-centre morphology). Additionally, one of the associations was reported as presenting a jet-like feature (Kouveliotou et al. 1998).

The overall reliability of the described estimates is not good, although several papers have addressed the association issue, and drawn conclusions about AXP and SGR nature. In this work, we will show that at least an important factor for those estimates is still missing, namely the injection of energy by the internal magnetar, and we analyze the proposed associations bearing that factor in mind. The next Section is dedicated to SNR expansion considerations, Section 3 introduces the effects of the injected energy on the SNR, while

Section 4 deals with an application of those considerations to the observed sample. In Section 5 we discuss our results.

## 2. Supernova Remnant Expansion

Supernova explosions eject several solar masses to the interstellar medium, which form the SNR. In the further evolution, mass from the swept interstellar medium will be added, at a rate  $4\pi R^2 \dot{R} \rho$ , where  $R$  is the SNR radius (blast-wave front),  $\dot{R}$  is the SNR expansion velocity, and  $\rho$  represents the local interstellar medium density, which we will take as a constant for simplicity. A treatment including density as a power-law function of the distance from the supernova can be seen on Truelove & McKee (1999), which is also a good review reference about the non-radiative expansion phases of SNRs. The initial expansion velocity is set by the total kinetic energy of the explosion,  $E$ , and the ejected mass,  $M_{ej}$ . The interstellar medium will not affect much the expansion until the swept mass becomes  $\sim M_{ej}$ , or, equivalently, the SNR mass

$$M \equiv M_{ej} + \frac{4\pi}{3} R^3 \rho \sim 2M_{ej} . \quad (3)$$

Another approximation that holds true is that very little energy (compared to the huge kinetic energy of the SNR) is lost, so energy can be considered constant. In this way, with mass and energy set to constants, and negligible external pressure, velocity is also (approximately) constant. This is the *free expansion* phase. An approximate linear relation between radius and age ( $t$ ) follows

$$R \simeq \dot{R} t \simeq \left( \frac{2E}{M} \right)^{\frac{1}{2}} t . \quad (4)$$

A more accurate expression can be found in the work of Truelove & McKee (1999):

$$R \simeq 0.46 \text{ pc } E_{51}^{1/2} M_{10}^{-1/2} t_2 \left( 1 + 0.011 E_{51}^{3/4} M_{10}^{-5/4} t_2^{3/2} n_1^{1/2} \right)^{-2/3} , \quad (5)$$

where  $n = \rho m_H^{-1} \mu^{-1}$  is the number density of the interstellar medium,  $m_H$  is the hydrogen mass and  $\mu = 1.4$  is the mean molecular weight of the interstellar gas. Energy is scaled in units of  $10^{51}$  erg ( $E_{51} = E/10^{51}$  erg), mass in units of  $10 M_\odot$  ( $M_{10} = M/10 M_\odot$ ), number density in units of  $1 \text{ cm}^{-3}$  ( $n_1 = n/1 \text{ cm}^{-3}$ ), and age in units of 100 years ( $t_2 = t/10^2 \text{ yr}$ ). The velocity at which the blast-wave front expands is approximately

$$\dot{R} \simeq 4500 \text{ km s}^{-1} E_{51}^{1/2} M_{10}^{-1/2} \left( 1 + 0.011 E_{51}^{3/4} M_{10}^{-5/4} t_2^{3/2} n_1^{1/2} \right)^{-5/3}. \quad (6)$$

As  $M$  increases, so does the ram pressure of the interstellar medium, slowing down the SNR expansion. Growing mass and pressure must then be taken into account. The SNR enters the *Sedov-Taylor* phase, named after the works of Sedov (1959) and Taylor (1950) about pressure-driven explosions. To describe the SNR expansion one should solve the equation

$$\frac{d}{dt} \left( \frac{3}{4} M \dot{R} \right) = 4\pi R^2 p, \quad (7)$$

the internal pressure being

$$p = (\gamma - 1) U \left( \frac{3}{4\pi R^3} \right), \quad (8)$$

where  $\gamma$  is the adiabatic index (5/3 for an ideal gas, 4/3 for a relativistic one) and  $U$  is the internal energy of the gas inside the internal cavity formed by the remnant, whose mass concentrates in a thin shell (its thickness will be neglected). As the total energy is roughly constant, one can use

$$U = E - \frac{9}{32} M \dot{R}^2. \quad (9)$$

Remembering that eq. 3 shows  $M$  depends on  $M_{ej}$  and  $R$ , eq. (7) turns to have no analytic solution. Nonetheless, as at that phase  $M_{ej} \ll M$ , one could use those approximations to obtain the well-known analytic solution

$$R \simeq \left( \xi \frac{E}{n} \right)^{1/5} t^{2/5}, \quad (10)$$

where  $\xi = 2.02$  in the exact solution, and we found 1.77 (both for  $\gamma = 5/3$ ; if  $\gamma = 4/3$ , our solution would be 1.06). By construction, this solution disregarded the previous phase. Truelove & McKee (1999) have calculated a corrected (though still approximate) expression, which is

$$R \simeq 12.5 \text{ pc } M_{10}^{1/3} n_1^{-1/3} \left[ E_{51}^{1/2} M_{10}^{-5/6} n_1^{1/3} t_4 - 0.051 \right]^{2/5}. \quad (11)$$

where age was given in units of  $10^4$  years ( $t_4 = t/10^4$  yr). The correspondent expression for velocity is

$$\dot{R} \simeq 490 \text{ km s}^{-1} E_{51}^{1/2} M_{10}^{-1/2} \left[ E_{51}^{1/2} M_{10}^{-5/6} n_1^{1/3} t_4 - 0.051 \right]^{-3/5}. \quad (12)$$

Although we have been considering the constancy of the total energy, in fact the SNR has been slowly radiating away. As the SNR expands, its temperature decreases, because it depends on the blast-wave velocity, following the well-known relation for strong shocks,

$$T = \frac{3}{16} \frac{\rho}{k_B n} \dot{R}^2 \simeq \frac{3}{100} \frac{\rho}{k_B n} \left( 2.02 \frac{E}{n} \right)^{2/5} t^{-6/5}, \quad (13)$$

where  $k_B$  is Boltzmann’s constant, and  $\dot{R}$  was taken from the derivative of eq. (10).

Eventually  $T$  will reach  $10^7$  K, where the dominating cooling process changes from thermal *bremsstrahlung* to line emission, which is more efficient to radiate away energy. That way, the adiabatic approximation ceases to be accurate, and the SNR enters into the *snowplow* phase. As a rough approximation to estimate when the Sedov-Taylor phase ends, it is usual to estimate how much time it would take to reduce the thermal energy of the SNR to zero, considering just radiative losses. Starting from the energy loss per particle,

$$\frac{d}{dt} \left( \frac{3}{2} k_B T \right) = -n\Lambda, \quad (14)$$

where  $\Lambda = 1.6 \times 10^{-19} \zeta T^{-1/2} \text{ erg cm}^3 \text{ s}^{-1}$  is a simple cooling function appropriate for ionized gas at temperatures  $10^7 \text{ K} \lesssim T \lesssim 10^5 \text{ K}$ ,  $\zeta = 1$  is a metallicity factor parametrized for solar abundances, one can integrate that equation and equate the result to the dynamical time  $R/\dot{R} \simeq 5t/2$ , obtaining

$$t_{ST-SP} \simeq 17 \times 10^3 \text{ yr } E_{51}^{3/14} n_1^{-4/7}. \quad (15)$$

If we choose to use eq. (12) into eq. (2), a slightly more accurate expression results

$$t_{ST-SP} \simeq 19 \times 10^3 \text{ yr } E_{51}^{3/14} n_1^{-4/7} + 510 \text{ yr } E_{51}^{-1/2} M_{10}^{5/6} n_1^{-1/3}. \quad (16)$$

It has been suggested that SNRs are very difficult to be seen after 20 kyr (Braun, Goss & Lyne 1989). The similarity of the values of “fading time” and the transition from the

Sedov-Taylor to snowplow phase may be taken as an indicative that they are related by a factor, of order unity. Thus, we will adopt eq. (16) as the rough limit of visibility of one SNR. Since our intention is to address associations between SNRs and magnetars, we will not explore further the expansion of SNRs into the snowplow phase, because no SNR would be detectable in that phase or afterwards.

### 3. Energy injection by a Magnetar

The energy loss of a pulsar is usually taken as arising from a rotating magnetic dipole approximation,

$$L_{psr} = \frac{B^2 R_{psr}^6 \sin^2 \chi}{6c^3} \left( \frac{2\pi}{P} \right)^4 = 4\pi^2 I \frac{\dot{P}}{P^3}, \quad (17)$$

That energy is intercepted by the SNR, which will contain, in an internal cavity, most of either relativistic particles or electromagnetic waves emitted by the central object. Either way, this cavity would thus be filled by a relativistic gas, pushing the SNR from the inside. Considering that the magnetic field, moment of inertia and  $\chi$  are constants, they can be absorbed together with other factors into a new constant  $K = \frac{B^2 R_{psr}^6 \sin^2 \chi}{6Ic^3}$ . After integrating eq. (17) the period evolution can be expressed as

$$P = \sqrt{8\pi^2 K t + P_0^2}, \quad (18)$$

with  $P_0$  being the initial period of the pulsar. Two additional constants will be defined

$$\tau_0 = \frac{P_0^2}{8\pi^2 K} = 0.6 \text{ days} \left( \frac{B}{10^{14} \text{ G}} \right)^{-2} \left( \frac{P_0}{1 \text{ ms}} \right)^2, \quad (19)$$

is the initial time-scale for deceleration, and

$$L_0 = KI \left( \frac{2\pi}{P_0} \right)^4 = 3.85 \times 10^{47} \text{ erg s}^{-1} \left( \frac{B}{10^{14} \text{ G}} \right)^2 \left( \frac{P_0}{1 \text{ ms}} \right)^{-4}, \quad (20)$$

is the initial rate of energy loss. We notice that  $L_0 \tau_0^2 \propto B^{-2}$  and  $L_0 \tau_0 \propto P_0^{-2}$ . With these relations and eq. (18) we can rewrite eq. (17) as



$$L_{psr} = L_0 \left( 1 + \frac{t}{\tau_0} \right)^{-2}. \quad (21)$$

Total injected energy is just the integral of eq. (21) from the initial instant  $t_0 \lesssim 1$  s  $< \tau_0$  to the present time,

$$\begin{aligned} E_{inj}(t) &= \frac{L_0}{t^{-1} + \tau_0^{-1}} \\ &= 2.0 \times 10^{52} \text{ erg} \left( \frac{P_0}{1 \text{ ms}} \right)^{-2} \left[ 1.6 \times 10^{-3} \left( \frac{B}{10^{14} \text{ G}} \right)^{-2} \left( \frac{P_0}{1 \text{ ms}} \right)^2 \left( \frac{t}{1 \text{ yr}} \right)^{-1} + 1 \right]^{-1} \end{aligned} \quad (22)$$

Eq. (19) and (20) are already scaled to the typical magnetar parameters. We remark that unless magnetars are born with very short periods ( $\sim 1$  ms), their magnetic fields would not be expected to grow enough to cross the critical quantum boundary  $B_c$ , according to the model of magnetar formation of Duncan & Thompson (1992). While pulsars can be born with such short periods, they are not required to do so. The difference of two orders of magnitude in the magnetic field strenght between a typical pulsar ( $\sim 10^{12}$  G) and a typical magnetar ( $\sim 10^{14}$  G) means 4 orders of magnitude in both  $\tau_0$  and  $L_0$  values. This implies in turn a dramatically different influence on SNR expansion: a magnetar will inject most of its rotational energy into the internal cavity of the SNR within a day, while a pulsar would take tens or hundreds of years, depending on its initial period and magnetic field. Also, a magnetar will inject typically  $10^4$  times more energy than a pulsar, and, more remarkably, that energy is a factor of 10-20 bigger than the kinetic energy of an ordinary SNR. It is analogous to the suggestion of Ostriker & Gunn (1971) about that transfer of energy being the very cause of a supernova event.

Gravitational radiation losses are usually larger than rotating magnetic dipole ones for pulsars with very short periods, hence any estimate of the initial period based on the electromagnetic dipole torque will result in a figure corresponding roughly to the period of transition between gravitational and magnetic dipole dominances. In fact, a simple estimate can be obtained equating eq. (17) to the following expression for gravitational wave-carried energy loss, taken from Shapiro & Teukolsky (1983):

$$L_{grav} = \frac{32}{5} \frac{GI^2 \epsilon^2}{c^5} \left( \frac{2\pi}{P} \right)^6, \quad (23)$$

where  $G$  is the familiar gravitational constant and  $\epsilon$  is the oblateness of the neutron star. The result is

$$P_{tran} = 16 \sqrt{\frac{3G}{5}} \frac{I\pi\epsilon}{R_{psr}cB \sin \chi} = 0.34 \text{ ms} \left( \frac{B}{10^{14} \text{ G}} \right)^{-1} \left( \frac{\epsilon}{10^{-4}} \right), \quad (24)$$

which shows that for a magnetar the large magnetic dipole losses would not be much affected by gravitational losses. In other words, the initial period will effectively be the same period that has allowed the magnetic field intensity to increase above  $B_c$ , and almost all rotational energy will be injected on the SNR.

However, there is room to consider competition for the energy loss dominance between magnetodipole radiation and gravitational radiation by r-modes. Doing a very simple analysis, from the work of Owen et al. (1998), we would expect r-modes gravitational waves to be more efficient than magnetodipole radiation to extract rotational energy from the rapidly rotating magnetar for  $P < 4$  ms. Though we feel more detailed studies of both the possible damping of r-modes by the neutron star crust, and the enhancement of magnetic fields in newly-born neutron stars are in need before we can address properly this issue.

Earlier works have addressed pulsar energy injection on a SNR (Luz & Berry 1999; van der Swaluw et al. 2001), but they have not explored the case of a magnetar source. It can be easily seen that the scenario built by van der Swaluw et al. (2001) cannot hold when magnetars are considered, since they have assumed the energy injected by the pulsar to be smaller than the kinetic energy of the SNR.

The introduction of magnetar-injected energy changes the equations describing the expansion of the SNR in the following ways: eq. (8) remains the same, but  $\gamma = 4/3$  could be used to represent the dominance of the injected energy over the initial kinetic energy of the SNR; eq. (9) picks up a new term, becoming

$$U = E - \frac{9}{32} M \dot{R}^2 + \frac{L_0}{t^{-1} + \tau_0^{-1}}. \quad (25)$$

However, in this simple formulation of the problem, only the blast-wave front is described, and we have not described the full problem of two gases. The energy injection is so quick that we consider all the SNR is instantaneously reacting to it. That is not strictly true, but since the internal shock (the inner cavity boundary) would be near the external shock (the SNR boundary) in less than 100 years, that is much before the transition to Sedov-Taylor phase starts, this simplification will not affect much Sedov-Taylor and posterior phases. We will only consider  $\gamma = 5/3$  through this work. While the works of Luz & Berry (1999) and van der Swaluw et al. (2001) studied the injection of energy by a pulsar into a SNR, we adopted simplifications that are not well suited to be combined with their

methods and results. However, the general results obtained in this work are not expected to be affected by these approximations.

We have performed numerical simulations to find solutions for the set of equations describing the position and velocity of the blast-wave front, with and without including the energy injected by an internal magnetar, the former case to test the simulation engine. Our results for the case with energy injection are similar to the ones in the case without energy injection, though with explosion energy set to the initial kinetic energy plus energy injected (from the internal magnetar case). Those results are nearly identical because of the extremely short time needed for the injected energy to raise above the initial kinetic energy. Our numerical results differ only from the expressions shown on eqs. (11) to (16) in one point, namely our values for  $R$  and  $\dot{R}$  in the free expansion phase differ from Truelove & McKee (1999) as if the energy were reduced by a factor of 1.14. This factor comes from the approximation done on Section 2, specifically the difference in  $\xi$  values on eq. (10).

This factor must be multiplied to the energy if our values are to be compared to Truelove & McKee (1999). Through this work, however, we will adopt the values we have found, without corrections. The discrepancy is not large, and certainly does not affect much our considerations, given other simplifications done in this work.

The numerical results can be appreciated in Figs. 1 and 2. In Fig. 1 we show the evolution of  $R(t)$  for both cases (with and without energy injection). In Fig. 2 we show the evolution of  $\dot{R}(t)$  for both cases.

#### 4. Analysis of Proposed Associations

The proposed associations between would-be magnetars and SNRs are shown in Tables 1 and 2. We shall analyze them by looking first into the situation without considering the injection of energy by a magnetar. This situation is shown in Fig. 3, where we show the range of radius and ages associated to each SNR considered, the characteristic ages of the magnetars, and the radius evolution curves for two different cases (thick solid lines): a “low density/low mass” evolution scenario, in which  $M_{ej} = 8 M_{\odot}$  and  $n = 0.01 \text{ cm}^{-3}$ , and a “high density/high mass” evolution scenario, with  $M_{ej} = 30 M_{\odot}$  and  $n = 10 \text{ cm}^{-3}$ . For both extreme cases, explosion energy is held fixed to  $10^{51}$  erg. The position of a given SNR should be between these two extremes, unless quite different explosion energies are considered. Certain SNRs have no reliable age estimate (Marsden et al. 2001); for those, we adopted an arbitrary range 0.2-30 kyr, which is the possible range for galactic SNRs. For several associations, SNR and magnetar ages are not compatible, and some magnetar

ages are not compatible with the SNR expansion in environments with ordinary values for  $n$ . That has been used to justify the model of AXPs and SGRs being born in regions of higher density than radio pulsars (Marsden et al. 2001), or to dismiss the association altogether.

Varying the ejected mass value will displace those curves diagonally (in free expansion phase only), but will not affect meaningfully the position of the curves in the Sedov-Taylor phase. In any case, quite unreasonable values of both  $M_{ej}$  and  $n$  should be invoked to maintain some associations as valid. The other way to displace the curves (in both phases) is by changing explosion energy.

In Fig. 3 we also show the curves including the energy injection by a magnetar with  $B = 5 \times 10^{14}$  G and  $P_0 = 1$  ms. The displacement of curves helps to attribute lower values to the density than before to all associations, and it makes possible to “save” some otherwise untenable associations. Thus, the injection of energy could be behind the age discrepancy, as SNRs truly associated with magnetars would have expanded faster than expected. In other words, the SNR which has been born with an internal magnetar will seem older. The actual relation between the true age ( $t_t$ ) and the apparent one ( $t_a$ ) can be obtained from eq. (11), for the Sedov-Taylor phase, considered for both the conventional energy value ( $E_a$ ) and the one including energy injected ( $E_t$ ), as

$$t_t = \sqrt{\frac{E_a}{E_t}} t_a. \quad (26)$$

Typical figures would be in the range  $t_t \sim 0.2 - 0.3 t_a$ .

Likewise, other reference timescales will be shifted. The transition from free expansion to Sedov-Taylor phases will occur sooner, because of the higher initial velocity. The transition to snowplow phase will occur at 36 kyr after the supernova explosion (see eq. 16), using  $E_t = 20E_a$ . This is just meant to show that an SNR with energy injection could be visible for more time than an ordinary SNR, while at the same time appearing to be younger. The time a neutron star will take to catch up its SNR ( $t_{cross}$ ) before the transition to the snowplow phase (while it is still visible) can be roughly estimated from eq. (11) and the neutron star (constant) velocity  $v = 10^2 v_2$  km s<sup>-1</sup>, resulting in

$$t_{cross} = 6.5 \times 10^5 \text{ yr } v_2^{-5/3} E_{51}^{1/3} n_1^{-1/3} \quad (27)$$

where we ignored the small negative term on eq. (11) for the sake of simplicity. From this last equation it can be seen that only a fast magnetar can catch up its SNR shell. For example, if  $v_2 = 10$ , as suggested for some associations, and  $E_{51} = 20$ , then  $t_{cross} \simeq 38$  kyr.

Of course, the proximity of the neutron star to the SNR shell can induce a “reenergization” of the shell, extending the visibility of the SNR to later ages (see Shull, Fesen & Saken 1989). We do not address this possibility here.

Writing the distance of the neutron star to the center of the SNR as  $r(t) = \beta(t)R(t)$ , the quantity  $\beta$  becomes an observable parameter (projected in the sky). Inverting eq. (27) and inserting  $\beta$ , we can find an expression for the minimal neutron star velocity needed to reach a relative displacement  $\beta$  at age  $t_4$ ,

$$v = 1.2 \times 10^3 \text{ km s}^{-1} \beta t_4^{-3/5} E_{51}^{1/5} n_1^{-1/3}. \quad (28)$$

If the neutron star velocity points transversally to the line of sight, then eq. (28) gives the actual velocity of the neutron star.

#### 4.1. Analysis of magnetar candidates with known $\dot{P}$

We shall analyse the proposed associations taking into account the energy injected by the internal magnetar, addressing the plausibility of the association, and the nature of the compact object. Similar studies have been published by several authors (Mereghetti 1999; Marsden et al. 2001; Gaensler et al. 2001), based mainly on position and velocity considerations. Those works have disregarded magnetar characteristic ages, in favour of SNR estimated ages. However, their conclusions are discrepant. We shall in turn disregard the ages of the SNRs, because if they were born with an internal magnetar, their ages are overestimated according to eq.(26).

The novel feature of our approach is just the fact that, if the AXPs and SGRs are magnetars, following the model of Duncan & Thompson (1992) for magnetar formation, which is based on a dynamo action to make possible the growth of the magnetic field beyond ordinary pulsars range, they will inject energy enough on their SNRs to affect their expansions, making them reach a larger size in less time than it was considered by previous authors. Although our simulation engine is probably too crude to provide a reliable estimate of the time after which the injection of energy becomes less efficient, even more sophisticated simulations have not been tested to know this number. We will take as enough to say that injection times below one month are securely within the bounds to provide optimal coupling between injected energy and the SNR kinetic energy. As the main effect of the energy injected is to add to the initial kinetic energy of the SNR, any pulsar which can inject most of its rotational energy in less than one month will provide an SNR evolution as if the kinetic energy were the initial plus the injected one. The injection time for the smallest  $B$  of the AXP/SGR sample

(AXP 2259+586) is lower than 5 days, considering  $P_0 \sim 1$  ms. Even initial periods as large as 3 ms would provide injection times close or within to the one month figure, which make us certain of the effectiveness of the coupling. Pulsars, on the other hand, have injection times longer than decades, typically.

For simplicity, and having no way to estimate the actual initial periods of AXPs and SGRs, we assume all them as being born with  $P_0 = 1$  ms, which in turn determines that the injected energy ( $\sim 2 \times 10^{52}$  erg at  $t \gg \tau_0$ ) will be essentially the same, regardless of the actual value of  $B$  (from eq. 22), as long as  $\tau_0 \lesssim 1$  year. Because of this fact, we will only consider two extreme situations to analyze the associations: the “low density/low mass” evolution scenario, where  $M_{ej} = 8 M_\odot$  and  $n = 0.01 \text{ cm}^{-3}$ , and the “high density/high mass” evolution scenario, with  $M_{ej} = 30 M_\odot$  and  $n = 10 \text{ cm}^{-3}$ . The actual situation for each case should be bracketed between these values. The result can be seen in Fig. 4, in which the range of radius and characteristic ages values for each association is explicitly shown. Our assesment of each association is as follows:

**SGR 1806-20/G10.0-0.3:** The probability of alignment by chance is  $\sim 0.5\%$  (Marsden et al. 2001). G10.0-0.3 was considered as not being a SNR (Gaensler et al. 2001; Chakrabarty et al. 2001), although Green (1998) lists it in his catalogue. A cluster of stars is close to the line of sight to this association (Fuchs et al. 1999), so either the SGR or the SNR may be physically related to it. In our model, considering the characteristic age of SGR 1806-20 as the true age of the association, it can be seen that the entire range of radius values lie between the two extreme scenarios (Fig. 4), with an indication of mid to low-density interstellar medium. The magnetar transversal velocity implied is high, 4000-6500  $\text{km s}^{-1}$ , if  $\beta = 0.5$  (Kulkarni et al. 1994). However, if  $\beta \sim 0$  (Chakrabarty et al. 2001), the velocity cannot be inferred. G10.0-0.3 would be entering Sedov-Taylor phase. Dropping altogether the characteristic age as a good age estimator, the association could be as old as 15 kyr, with  $v \simeq 500 \text{ km s}^{-1}$  ( $\beta = 0.5$ ). This association can be considered as true if SGR 1806-20 is a magnetar,  $\beta \sim 0$ , and G10.0-0.3 is confirmed as a SNR.

**SGR 1900+14/G42.8+0.6:** The probability of random alignment is  $\sim 4\%$  (Gaensler et al. 2001). A pulsar was recently discovered near that position (Lorimer & Xilouris 2000), that could be related to the SNR, although its characteristic age is 38 kyr. Our model would allow for the association if the true distance were on the lower 1/3 of the range and the true age were on the upper 1/2 of the quoted range, but the extremely high velocity implied ( $\geq 8000 \text{ km s}^{-1}$ ) precludes that. Disregarding characteristic age, the range would be extended up to 6-40 kyr, depending on true distance and interstellar medium density, though the magnetar velocity would still be high (800-2000  $\text{km s}^{-1}$ ). Wang, Li & Zhao (2002) suggested that SGR 1900+14 was born in the 4 B. C. supernova, and the discrepancy between

characteristic age and the proposed age of 2 kyr is attributed to dynamical evolution with braking index  $\simeq 2$ , but they did not offer a good reason to explain how the SNR disappeared from view in just 2 kyr. We conclude that this association is not convincing (if SGR 1900+14 is a magnetar), unless a mechanism for a high velocity of the magnetar is adopted.

**AXP 1048-5937/G287.8-0.5:** The probability of chance alignment is  $\sim 16\%$  (Marsden et al. 2001; Gaensler et al. 2001). Data about G287.8-0.5 was considered unreliable by Gaensler et al. (2001). Nevertheless, if the SNR is confirmed as such, our model indicates that it is entering the Sedov-Taylor phase, on a high density interstellar medium. Low ages are preferred. Again, the very high velocities implied ( $4500\text{--}8500 \text{ km s}^{-1}$ ) argue against the association. In this case, even to disregard the characteristic age does not improve the plausibility of the association. We conclude that this association is unlikely.

**AXP J1709-4009/G346.6-0.2:** The random alignment probability is  $\sim 10\%$  (Marsden et al. 2001) to  $\sim 30\%$  (Gaensler et al. 2001). Our model could allow the association if the interstellar medium has high density, and the true distance is on the upper 25% values of the range. Once more, the high velocity required for  $\beta = 1.7$  ( $3000\text{--}2000 \text{ km s}^{-1}$ ) is in excess of the known pulsar population. Disregarding the characteristic age would only help very slightly to avoid the “velocity problem”. We therefore consider this association as unlikely.

*AXP J1709-4009/G346.5-0.1:* Gaensler et al. (2001) suggest this association instead of the previous one. While the newly-identified SNR G346.5-0.1 awaits to be confirmed, we can analyze the association in the same fashion we have been doing. The probability of random alignment is  $\sim 10\%$  (Gaensler et al. 2001). Our model allow the association if the true distance is on the upper 80% values of the range. Once more, the high velocity required for  $\beta = 1.2$  ( $1700\text{--}4800 \text{ km s}^{-1}$ ) exceeds the typical pulsar velocity. Disregarding the characteristic age would allow the age range to go up to  $\sim 50 \text{ kyr}$  ( $\sim 800 \text{ km s}^{-1}$ ), at the transition to snowplow phase. We consider this association as more likely, requiring a mid to high-density medium. We notice that our solutions with injection are not better than the old situation (without energy injection), so the association can be true even if AXP J1709-4009 is not a magnetar.

**AXP 1841-045/G27.4+0.0:** The chance alignment probability is  $\simeq 0.01\%$  (Gaensler et al. 2001). In our model, this association would require an exceedingly low density interstellar medium, or negligible energy injection. Equivalently the association would require  $P_0 > 6 \text{ ms}$ , or age  $\leq 600 \text{ yr}$  (but with  $v \geq 1600 \text{ km s}^{-1}$ ). Even then, the characteristic age would have to be disregarded. Contrary to most AXPs and SGRs, the characteristic age of AXP 1841-045 is higher than the SNR estimated age. The association is possible only if AXP 1841-045 is not a magnetar with short  $P_0$ .

**AXP 2259+586/CTB 109:** The probability of random alignment is  $\sim 0.05\%$  (Gaensler et al. 2001). The characteristic age of AXP 2259+586 puts its associated SNR in the snow-plow phase, where it would be unlikely to be detected. Given the low probability of chance alignment, this age discrepancy (this is the other AXP which has characteristic age higher than SNR age) argues again against the characteristic age as a good estimate of the true age. Removing this parameter allows for our model a wide range of possible age values, from 1 to 30 kyr. The requirement of reasonable magnetar velocity would limit ages  $\leq 6$  kyr. Moreover, this range is already allowed by the expansion without energy injection. The association is probably true for both models.

#### 4.2. Analysis of magnetar candidates with unknown $\dot{P}$

For these objects, we have no information about their characteristic ages or magnetic field strength. Therefore the task here is to verify if the allowed range of ages of our model is compatible with reasonable magnetar velocities.

**SGR 0526-66/N 49:** The random alignment probability is  $\sim 0.7\%$  (Gaensler et al. 2001). The allowed range of ages is 0.5-3.5 kyr, which implies extremely high velocities,  $v > 1800 \text{ km s}^{-1}$ . If this association is true, then SGR 0526-66 would have to be another magnetar born with a long  $P_0$ , as suggested for AXP 1841-045.

**AXP J1845-0258/G29.6+0.1:** The chance alignment probability is  $\sim 0.2\%$  (Gaensler et al. 2001). The allowed range of ages is 1-13 kyr, which implies on  $3500 > v > 300 \text{ km s}^{-1}$ , for the largest distance of the range, and 0.4-1.5 kyr ( $3600 > v > 1000 \text{ km s}^{-1}$ ) for the opposite extreme of the distance range. This association can be true with or without energy injection. If AXP J1845-0258 is a magnetar, then G29.9+0.1 prefers the higher end of values for distance and age.

**SGR 1627-41/G337.0-0.1:** The probability of random alignment is  $\sim 5\%$  (Gaensler et al. 2001). The allowed age range of our model to this association (150-300 yr) imply on  $v > 15000 \text{ km s}^{-1}$ , ruling out the magnetar hypothesis, unless  $P_0 \geq 6 \text{ ms}$ , as discussed for AXP 1841-045. Even so, the velocity problem still holds. Thus, we find the association unlikely.

**SGR 1801-23/G6.4-0.1:** SGR 1801-23 is just a candidate SGR, and its position is not well-determined. The distance to G6.4-0.1 is uncertain, too. Within such set of data, our model allows for wide ranges of ages. In the high extreme of the distance range, ages can be 2-35 kyr ( $1000 > v > 70 \text{ km s}^{-1}$ ). In the low end of the distance range, ages allowed are 0.45-2 kyr ( $1500 > v > 350 \text{ km s}^{-1}$ ). Thus, the association is probable, and this holds



even if SGR 1801-23 is not a magnetar at all. Though, this result is heavily dependent on a better position determination.

## 5. Discussion

We have analyzed in this work the proposed SGR-AXP/SNR associations. Previous analysis of the associations arrived at different results. According to Marsden et al. (2001), all associations can be considered likely. Gaensler et al. (2001) contend that only AXP J1845-0258/G29.6+0.1, AXP 1841-045/G27.4+0.0 and AXP 2259+586/CTB 109 could be valid. Ankay et al. (2001) considered SGR 1806-20/G10.0-0.3 and SGR 0526-66/N 49 as plausible, in addition to the 3 already mentioned by Gaensler et al. (2001).

It is expected that if magnetars exist and are born in supernova explosions, they can inject enough energy to enhance the expansion of their associated SNRs. If AXPs and SGRs are indeed magnetars, their associated SNRs should appear older than the ages derived from standard expansion models. We analyzed all the proposed associations, and have come to the following results:

1) If the characteristic age of the neutron star is regarded as the true age of the association, then SGRs and AXPs may not be magnetars at all (or the model of Duncan & Thompson (1992) is not correct regarding magnetar origin), for only one case (SGR 1806-20/G10.0-0.3) has shown good agreement within the model, and even the true nature of G10.0-0.3 was put in doubt;

2) If characteristic ages are in turn ignored (see Harding, Contopoulos & Kazanas 1999; Gaensler et al. 2001; Marsden et al. 2001; Mereghetti et al. 2002, among others), then two SGRs (out of 5) and three AXPs (out of 5 with proposed associations) seem to be associated within our model, so about 50% of general agreement. It should be noted that two associations which agreed within our model (AXP J1845-0258/G29.6+0.1 and AXP 2259+586/CTB 109) were already believed to be true by previous works (Gaensler et al. 2001; Marsden et al. 2001; Ankay et al. 2001), meaning that uncertainties in distance are large enough to allow for both possible scenarios (standard and with energy injection);

3) AXP 1841-045/G27.4+0.0 and SGR 0526-66/N 49 can only be considered as true associations if the magnetars were born with  $P_0 \geq 6$  ms, because in that way the energy injected would be insufficient to directly affect SNR expansion.

These results from our model are tied to the dynamical evolution of magnetars. While we have assumed for simplicity the standard magnetic dipole braking with braking index

equal to 3, several proposals have been done that argue for different braking models: fossil or fallback accretion disks (Marsden et al. 2001; Chatterjee, Hernquist & Narayan 2000; van Paradijs, Taam & van den Heuvel 1995), episodes of relativistic wind emission (Harding, Contopoulos & Kazanas 1999), a different constant braking index (Wang, Li & Zhao 2002), magnetic field decrease (Duncan & Thompson 1992; Colpi, Geppert & Page 2000). As the measurements of braking indices for 5 young pulsars revealed that all but one have significant departures from the canonical value, it should not come as a surprise that magnetars do not follow the standard model of spindown. The main effects of alternative models are to change the estimates of magnetic field strength and spindown age. Nonetheless, the influence in our model would be very small, since  $\tau_0$  can be increased up to one month without appreciable modifications on the model, and rotational energy is not dependent on spindown models. That is why we feel justified to leave item (1) above aside of the discussion. Spindown models that allow for ages significantly smaller or larger than the conventional characteristic age are required to explain certain associations, if they are true ones, either within our model, or considering the standard scenario.

Supposing that our results from item (2) above represent the actual situation, we could ask where are the SNRs that are associated to the other SGRs and AXPs. The answer can be that they were not detected yet, since they lie generally at regions of coexistence of HII regions, other SNRs, and other types of objects (variable stars, young stars, molecular clouds, etc.). Including AXP 0142+614 and AXP J0720-312 in the sample, we would have slightly less than 50% of the true associations identified. On the other hand, few of the latter can be considered as firm, due to several other factors. For example, the angular size of SNRs are often quoted without uncertainties, which certainly is an understatement, given the difficulty to recognize a SNR and to assess its shape and size.

It is worthy to remark that a similar analysis, ignoring the effects of the injection of energy, and desconsidering conventional characteristic ages, can be done to the same associations, and will result in different age and velocity ranges than those obtained here. Indeed, even associations considered unlikely by us may turn out to be likely. This is because the standard energy SNRs would take more time to reach the observed sizes, allowing for higher ages for the associations than in our model, and thus producing lower velocities than those we found. Nevertheless, that scenario requires non-standard spindown and no injection of energy by the neutron star, be it a magnetar or not.

It is interesting to check that the most important factor to decide on the plausibility of associations is  $\beta$ . As  $\beta$  increases, associations are considered increasingly unlikely. However, Gvaramadze (2002) points to the possibility that a SNR expanding in a region with anisotropic interstellar medium densities will be distorted and/or expands faster in one or

more directions. This means that the geometrical center of the SNR can be displaced from the actual explosion site. Although it is difficult to take this effect into account quantitatively, one should be cautious to do not dismiss it entirely. It is possible that one or more of the proposed associations are affected by this effect, which can increase or decrease  $\beta$  randomly. That effect will be more accentuated for SNRs that have been expanding in low-density regions (“bubbles”) amidst high-density “walls”, and it increases with age. The first consideration is the case for the most massive stars, which do not live long enough to move far away from the sites where they had been born, while their stellar winds create a low-density cavity. The second consideration means we must expect  $\beta$  estimates to be a little bit more scattered as age (and radius) increases.

Besides studying associations including AXPs and SGRs, we also examined the association PSR J1846-0258/G29.7-0.3 (Gotthelf et al. 2000; Mereghetti et al. 2002), which also suffers from the age problem, since it has the smallest characteristic age known among pulsars (723 years), and the SNR age was estimated as at least 1800 years. The magnetic field of this pulsar is  $\sim 5 \times 10^{13}$  G, considering magnetic braking spindown, slightly above the quantum critical field, and by so marginally qualifying as a magnetar. It was not detected at radio wavelengths, only in X-rays. The association is considered very likely, as the pulsar is located at the geometrical center of the SNR, coincident with a radio/X-ray nebula, probably powered by the pulsar. Proceeding as in the other cases investigated in the previous Sections, we see from Fig. 4 that the range of radius quoted on the literature is nearly coincident with the range allowed by our two extreme cases, considering the characteristic age. This way, there are no preferences for high or low densities or ejected mass. As before, we will ignore the characteristic age, to found that the age range allowed is 250-700 years, in case of high  $M_{ej}$  or  $n$ , and 650-6000 years, in case of low  $M_{ej}$  or  $n$ . Intermediate values of the parameters  $M_{ej}$  and  $n$  would provide intermediate ranges of ages. The placement of the neutron star at the geometrical center of the SNR imply in low velocities or alignment between the velocity vector and the line of sight. It is important to notice that Mereghetti et al. (2002) find a braking index  $\sim 1.9$  and age  $\sim 1700$  years for this pulsar, in which case the magnetic field can be under the quantum critical one. Nonetheless, this association represents one more evidence against the consideration of the characteristic age (without braking index information) as a good age estimate.

We have left for a future work (Allen & Horvath, in preparation) the study of an alternative origin scenario for magnetars, the collapse of a white dwarf star, induced by accretion or merging from a binary companion. Simulations for this scenario (Fryer et al. 1999) reveal that  $\sim 0.1 M_{\odot}$  can be ejected, with an explosion energy of  $10^{50}$  erg, implying on higher initial velocities.

Finally we would like to point that magnetars lose very little rotational energy through gravitational waves, when compared to typical pulsars, unless r-modes can play an important role, which is not clear to us. Statistical studies on pulsar gravitational wave detectability, like the one performed by Regimbau & de Freitas Pacheco (2001), shall not be affected by this consideration, at least for the current detectors, like VIRGO, because of the scarcity of magnetars.

We are grateful to G. Medina-Tanco for discussions about SNR blast-wave physics. This work was supported by FAPESP Agency (São Paulo State, Brazil) and CNPq (Brazil).

## REFERENCES

- Ankay, A., Guseinov, O. H., Alpar, M. A., Tagieva, S. O., 2001, preprint (astro-ph/0110092)
- Baring, M. G., Harding, A. K., 1998, ApJ, 507, L55
- Braun, R., Goss, W. M., Lyne, A. G., 1989, ApJ, 340, 355
- Camilo, F., Kaspi, V. M., Lyne, A. G., Manchester, R. N., Bell, J. F., D’Amico, N., McKay, N. P. F., Crawford, F., 2000, ApJ, 541, 367
- Case, G. L., Battacharya, D., 1998, ApJ, 504, 761
- Chakrabarty, D., Pivovarov, M. J., Hernquist, L. E., Heyl, J. S., Narayan, R., 2001, ApJ, 548, 800
- Chatterjee, P., Hernquist, L., Narayan, R., 2000, ApJ, 534, 373
- Colpi, M., Geppert, U., Page, D., 2000, ApJ, 529, L29
- Corbel, S., Wallyn, P., Dame, T. M., Durouchoux, P., Mahoney, W. A., Vilhu, O., Grindlay, J. E., 1997, ApJ, 478, 624
- Corbel, S., Chapuis, C., Dame, T. M., Durouchoux, P., 1999, ApJ, 526, L29
- Duncan, R. C., Thompson, C., ApJ, 392, L9
- Fryer, C., Benz, W., Herant, M., Colgate, S. A., 1999, ApJ, 516, 892
- Fuchs, Y., et al., 1999, A&A, 350, 891

- Gaensler, B. M., 2000, Pulsar Astronomy - 2000 and Beyond, ASP conference Series, eds. M. Kramer, N. Wex, R. Wielebinski, 202, 703
- Gaensler, B. M., Gotthelf, E. V., Vasisht, G., 1999, ApJ, 526, L37
- Gaensler, B. M., Slane, P. O., Gotthelf, E. V., Vasisht, G., 2001, ApJ, 559, 963
- Gotthelf, E. V., Vasisht, G., 1997, ApJ, 486, L133
- Gotthelf, E. V., Vasisht, G., Boylan-Kolchin, M., Torii, K., 2000, ApJ, 542, L40
- Green, D. A., 1998, A Catalogue of galactic Supernova Remnants (1998 September version), Mullard Radio Astronomy Observatory, Cambridge, UK (available on the World Wide Web at <http://www.mrao.cam.ac.uk/surveys/snrs/>)
- Gvaramadze, V. V., 2002, preprint (astro-ph/0208028)
- Harding, A. K., Contopoulos, I., Kazanas, D., 1999, ApJ, 525, L125
- Hamuy, M., 2003, ApJ, 582, 905
- Hughes, J. P., Hayashi, I., Koyama, K., 1998, ApJ, 505, 732
- Hurley, K., 1999, preprint (astro-ph/9912061)
- Hurley, K., et al., 1999, ApJ, 510, L111
- Israel, G. L., Covino, S., Stella, L., Camapana, S., Haberl, F., Mereghetti, S., 1999, ApJ, 518, L107
- Kaspi, V. M., 2000, Pulsar Astronomy - 2000 and Beyond, ASP conference Series, eds. M. Kramer, N. Wex, R. Wielebinski, 202, 485
- Kaspi, V. M., Chakrabarty, D., Steinberger, J., 1999, ApJ, 525, L33
- Kouveliotou, C., et al., 1994, Nat, 368, 125
- Kouveliotou, C., et al., 1998, Nat. 393, 235
- Kouveliotou, C., et al., 1999, ApJ, 510, L115
- Kulkarni, S. R., Frail, D. A., Kassim, N. E., Murakami, T., Vasisht, G., 1994, Nat, 368, 129
- Lorimer, D. R., Xilouris, K. M., 2000, ApJ, 545, 385
- Luz, D. M. G. C., Berry, D. L., 1999, MNRAS, 306, 191

- Marsden, D., Lingenfelter, R. E., Rothschild, R. E., Higdon, J. C., 2001, *ApJ*, 550, 397
- Matthewson, D. S., Ford, V. L., Dopita, M. A., Tuohy, I. R., Long, K. S., Helfand, D. J., 1983, *ApJS*, 51, 345
- Mereghetti, S., 1999, preprint (astro-ph/9911252)
- Mereghetti, S., Bandiera, R., Bocchino, F., Israel, G. L., 2002, *ApJ*, 574, 873
- Ostriker, J. P., Gunn, J. E., 1971, *ApJ*, 164, L95
- Owen, B. J., Lindblom, C., Cutler, C., Schutz, C., Vecchia, A., Andersson, N., 1998, *Phys. Rev. D*, 58, 084020
- Regimbau, T., de Freitas Pacheco, J. A., 2000, *A&A*, 359, 242
- Rho, J., Petre, R., 1997, *ApJ*, 484, 828
- Sanbonmatsu, K. Y., Helfand, D. J., 1992, *ApJ*, 104, 218
- Sedov, L. I., 1959, *Similarity and Dimensional Methods in Mechanics* (4th ed.; New York: Academic)
- Shapiro, S. L., Teukolsky, S. A., 1983, *Black Holes, White Dwarfs and Neutron Stars*, (John Wiley & sons: New York)
- Shull Jr., P., 1983, *ApJ*, 275, 611
- Shull, J. M., Fesen, R. A., Saken, J. M., 1989, *ApJ*, 346, 860
- Taylor, G. I., 1950, *Proc. R. Soc. London A*, 201, 159
- Thompson, C., Duncan, R. C., 1996, *ApJ*, 473, 322
- Torii, K. I., Kinugasa, K., Katayama, K., Tsunemi, H., Yamauchi, S., 1998, *ApJ*, 503, 843
- Truelove, J. K., McKee, C. F., 1999, *ApJS*, 120, 299
- van der Swaluw, E., Achterberg, A., Gallant, Y. A., Tóth, G., 2001, *A&A*, 380, 309
- van Paradijs, J., Taam, R. E., van den Heuvel, E. P. J., 1995, *A&A*, 299, L41
- Vancura, O., Blair, W. P., Long, K. S., Raymond, J. C., 1992, *ApJ*, 394, 158
- Vasisht, G., Gotthelf, E. V., 1997, *ApJ*, 486, L129

Wang, Z., Li, Z., Zhao, Y., 2002, ApJ, 569, L43

Woods, P. M., et al., 1999, ApJ, 519, L139

Table 1. Data of SGRs and AXPs

magnetar	$P$ (s)	$\dot{P}$ ( $10^{-12}$ )	$\tau$ (kyr)	$B$ ( $10^{14}$ G)	$d$ (kpc)
SGRs					
SGR 1806-20	7.48 <sup>i</sup>	83 <sup>i</sup>	1.4 <sup>i</sup>	8.0 <sup>i</sup>	17 <sup>c</sup> , 14 <sup>l</sup>
SGR 1900+14	5.16 <sup>j</sup>	50 - 140 <sup>q</sup>	0.58 - 1.6 <sup>q</sup>	5.1 - 8.6 <sup>q</sup>	7 <sup>j</sup> , 5 <sup>k</sup>
SGR 0526-66	8.00 <sup>a</sup>	...	...	...	55 <sup>k</sup>
SGR 1627-41	6.4 ? <sup>B</sup>	...	...	...	11 <sup>A</sup>
SGR 1801-23	...	...	...	...	...
AXPs					
AXP 1048-5937	6.45 <sup>m</sup>	15 - 40 <sup>q</sup>	2.6 - 6.8 <sup>q</sup>	5.1 - 8.6 <sup>q</sup>	10.6 <sup>n</sup> , > 2.8 <sup>q</sup>
AXP J1709-4009	11 <sup>qt</sup>	19 <sup>t</sup> , 22.5 <sup>v</sup>	9.2 <sup>t</sup> , 7.7 <sup>v</sup>	4.6 <sup>t</sup> , 5.0 <sup>v</sup>	10 <sup>m</sup> , > 8 <sup>q</sup>
AXP 1841-045	11.8 <sup>d</sup>	47 <sup>h</sup> , 41 <sup>d</sup>	3.9 <sup>h</sup> , 4.5 <sup>d</sup>	7.6 <sup>h</sup> , 7.0 <sup>d</sup>	7 <sup>h</sup>
AXP 2259+586	6.98 <sup>n,t</sup>	0.74 <sup>n</sup> , 0.49 <sup>t</sup>	150 <sup>n</sup> , 230 <sup>t</sup>	0.73 <sup>n</sup> , 0.59 <sup>t</sup>	6.2 <sup>n</sup>
AXP J1845-0258	6.97 <sup>E</sup>	...	...	...	8.5 <sup>E</sup>
other					
PSR J1846-0258	0.324 <sup>X</sup>	7.1 <sup>X,Y</sup>	0.72 <sup>X,Y</sup>	0.5 <sup>X,Y</sup>	...

References. — (a) Duncan & Thompson (1992); (c) Kouveliotou et al. (1994); (d) Gotthelf & Vasisht (1997); (h) Vasisht & Gotthelf (1997); (i) Kouveliotou et al. (1998); (j) Kouveliotou et al. (1999); (k) Hurley et al. (1999); (m) Chakrabarty et al. (2001); (n) van Paradijs, Taam & van den Heuvel (1995); (o) Gaensler (2000); (p) Kaspi (2000); (q) Mereghetti (1999); (t) Kaspi, Chakrabarti & Steinberger (1999); (v) Israel et al. (1999); (A) Corbel et al. (1999); (B) Woods et al. (1999); (E) Torii et al. (1998); (X) Gotthelf et al. (2000); (Y) Mereghetti et al. (2002).



Table 2. Data of associated SNRs

SNR	$t_a$ (kyr)	$d$ (kpc)	$R$ (pc)	$\beta$
associated to SGRs				
G 10.0-0.3	0.2 - 30 <sup>r</sup>	13 - 16 <sup>D</sup>	14 - 19 <sup>D</sup>	0.0 <sup>m</sup> , 0.6 <sup>b</sup>
G 42.8+0.6	0.2 - 30 <sup>r</sup>	3 - 9 <sup>r</sup>	11 - 31 <sup>r</sup>	1.2 <sup>m</sup> , 1.4 <sup>r,s</sup>
N 49	5 - 16 <sup>r,s</sup>	55 <sup>f</sup> , 50 <sup>g,z</sup>	7.1 - 8 <sup>r</sup> , 8.5 <sup>f</sup>	0.6 <sup>m</sup> , 1.0 <sup>s</sup>
G 337.0-0.1	0.2 - 30 <sup>r</sup>	11 <sup>e,s,A</sup>	2.4 <sup>e,r</sup>	1.7 <sup>s</sup> , 2.3 <sup>r,A</sup> ,
G 6.4-0.1	> 2.4 <sup>r</sup>	1.2 - 3 <sup>r</sup> , 3.5 - 4 <sup>e</sup>	7 - 17.5 <sup>r</sup> , 21 - 24 <sup>e</sup>	0.1 <sup>r</sup>
associated to AXPs				
G 287.8-0.5	0.2 - 30 <sup>r</sup>	2.5 - 2.8 <sup>r</sup>	9.1 - 10.2 <sup>r</sup>	2.2 <sup>r</sup>
G 346.6-0.2	0.2 - 30 <sup>r</sup>	3 to 5 <sup>r</sup> , 11 <sup>s</sup>	4.4 to 7.3 <sup>r</sup>	1.7 <sup>r</sup>
G 27.4+0.0	2 <sup>s</sup> , < 3 <sup>q</sup>	6 to 7.5 <sup>e,w</sup>	3.5 - 4.4 <sup>e,r</sup> , 4.7 <sup>h</sup>	<0.25 <sup>s</sup> , 0.1 <sup>r</sup> ,
G 109.1-1.0	3 to 20 <sup>q</sup>	4 to 5.6 <sup>q,y</sup>	16 - 24 <sup>r</sup> , 18 - 25 <sup>y</sup>	0.3 <sup>m</sup> , 0.2 <sup>r</sup> , <0.2 <sup>s</sup>
G 29.6+0.1	0.2 - 30 <sup>r</sup>	8.5 <sup>m</sup> , < 20 <sup>q,s,x</sup>	6.5 to 9.8 <sup>r</sup>	0.1 <sup>r</sup> , < 0.25 <sup>s</sup>
associated to other				
G 29.7-0.3	1.8 - 7 <sup>Y</sup>	9 - 21 <sup>e</sup>	3.9 - 10.7 <sup>e,X</sup>	0.0 <sup>Y</sup>

References. — (b) Kulkarni et al. (1994); (d) Gotthelf & Vasisht (1997); (e) Green (1998); (f) Matthewson et al. (1983); (g) Shull (1983); (h) Vasisht & Gotthelf (1997); (j) Kouveliotou et al. (1999); (k) Hurley et al. (1999); (m) Chakrabarty et al. (2001); (o) Gaensler (2000); (q) Mereghetti (1999); (r) Marsden et al. (2001); (s) Gaensler et al. (2001); (w) Sanbonmatsu & Helfand (1992); (x) Gaensler, Gotthelf & Vasisht (1999); (y) Rho & Petre (1997); (z) Vancura et al. (1992); (A) Corbel et al. (1999); (D) Corbel et al. (1997); (X) Gotthelf et al. (2000); (Y) Mereghetti et al. (2002).

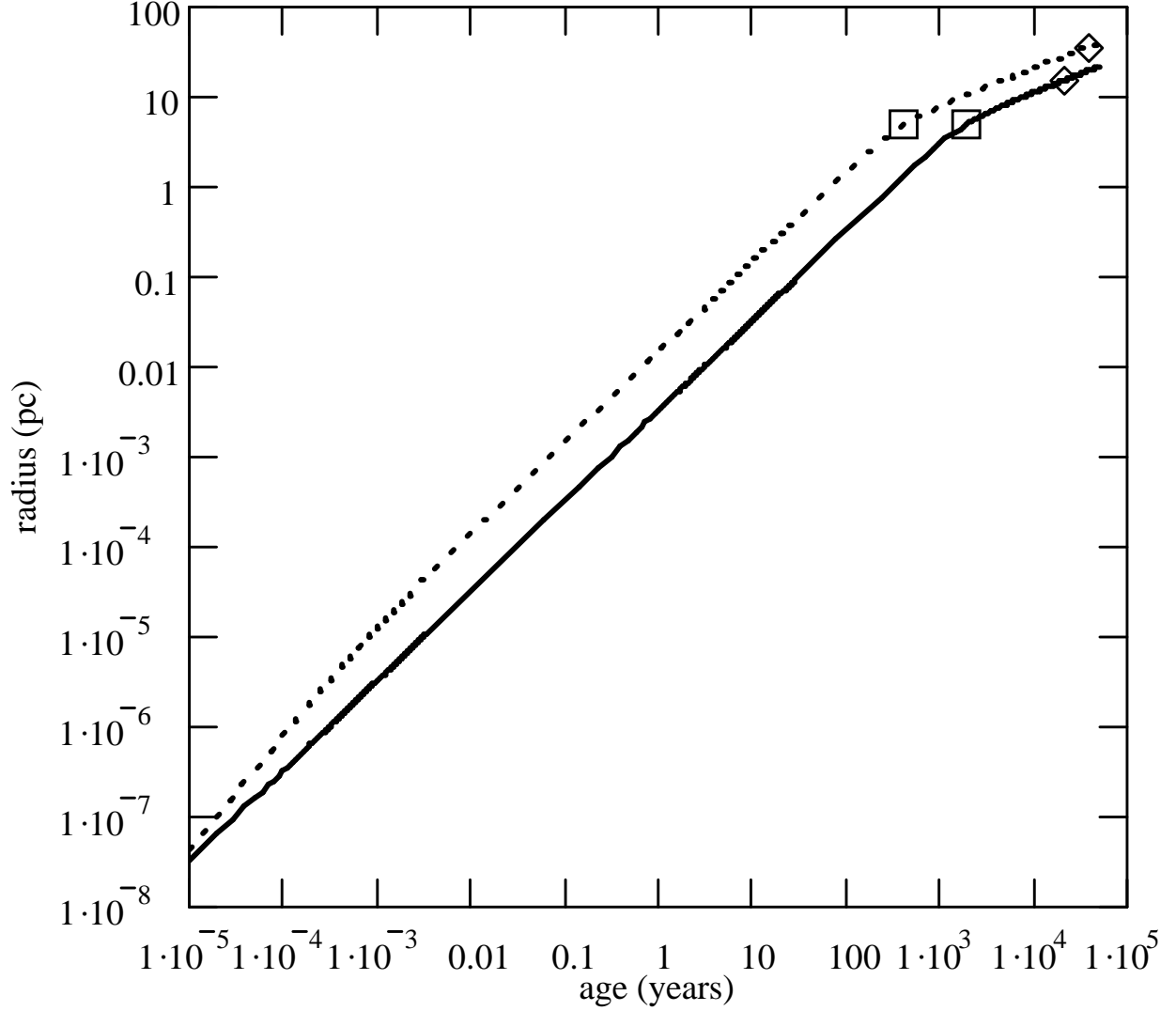


Fig. 1.— Radius evolution for a supernova with  $M_{ej} = 10 M_{\odot}$ ,  $n = 1 \text{ cm}^{-3}$ , and  $E = 10^{51} \text{ erg}$ . The solid line represents the case without energy injection, and the dotted line represents the case with energy injection by a magnetar with  $B = 5 \times 10^{14} \text{ G}$  and  $P_0 = 1 \text{ ms}$ . Squares mark the transition to Sedov-Taylor phase, and diamonds mark the transition to snowplow phase, where these curves are no longer valid.

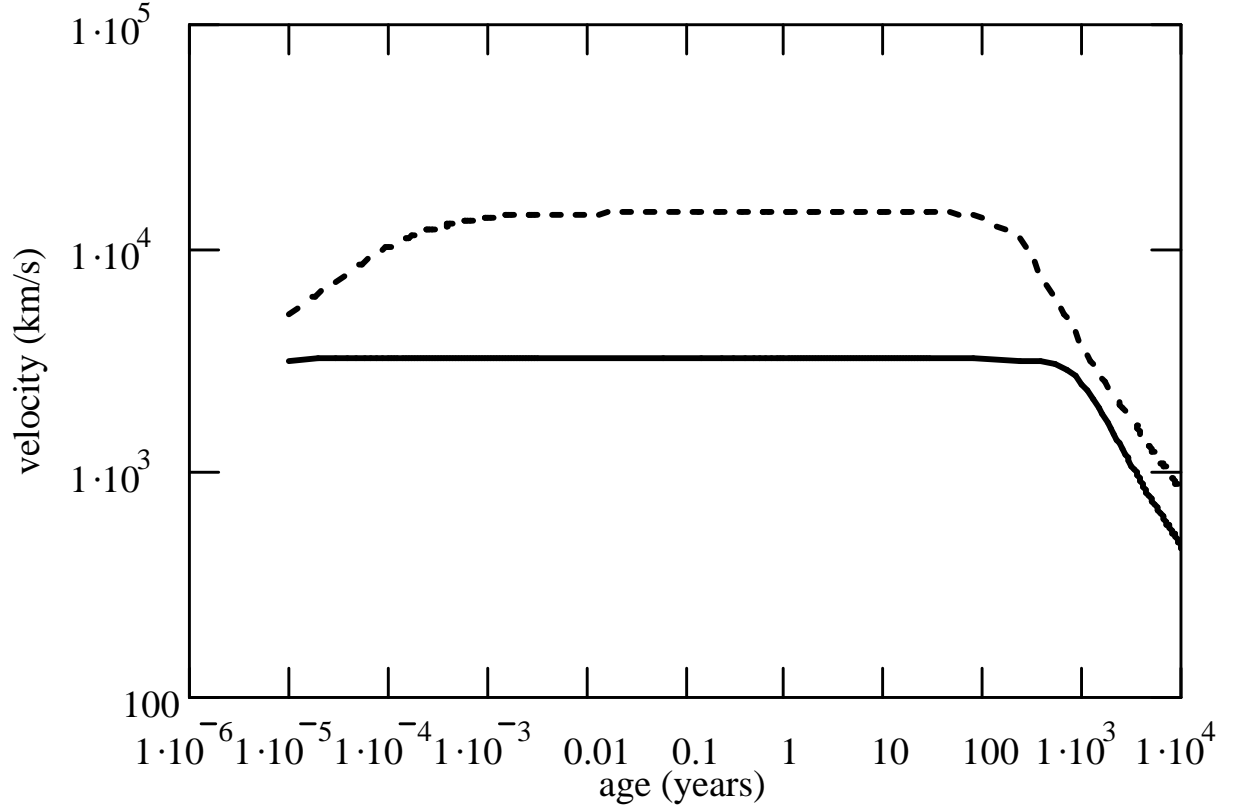


Fig. 2.— Expansion velocity evolution for a supernova with  $M_{ej} = 10 M_{\odot}$ ,  $n = 1 \text{ cm}^{-3}$ , and  $E = 10^{51} \text{ erg}$ . The solid line represents the case without energy injection, and the dotted line represents the case with energy injection by a magnetar with  $B = 5 \times 10^{14} \text{ G}$  and  $P_0 = 1 \text{ ms}$ .

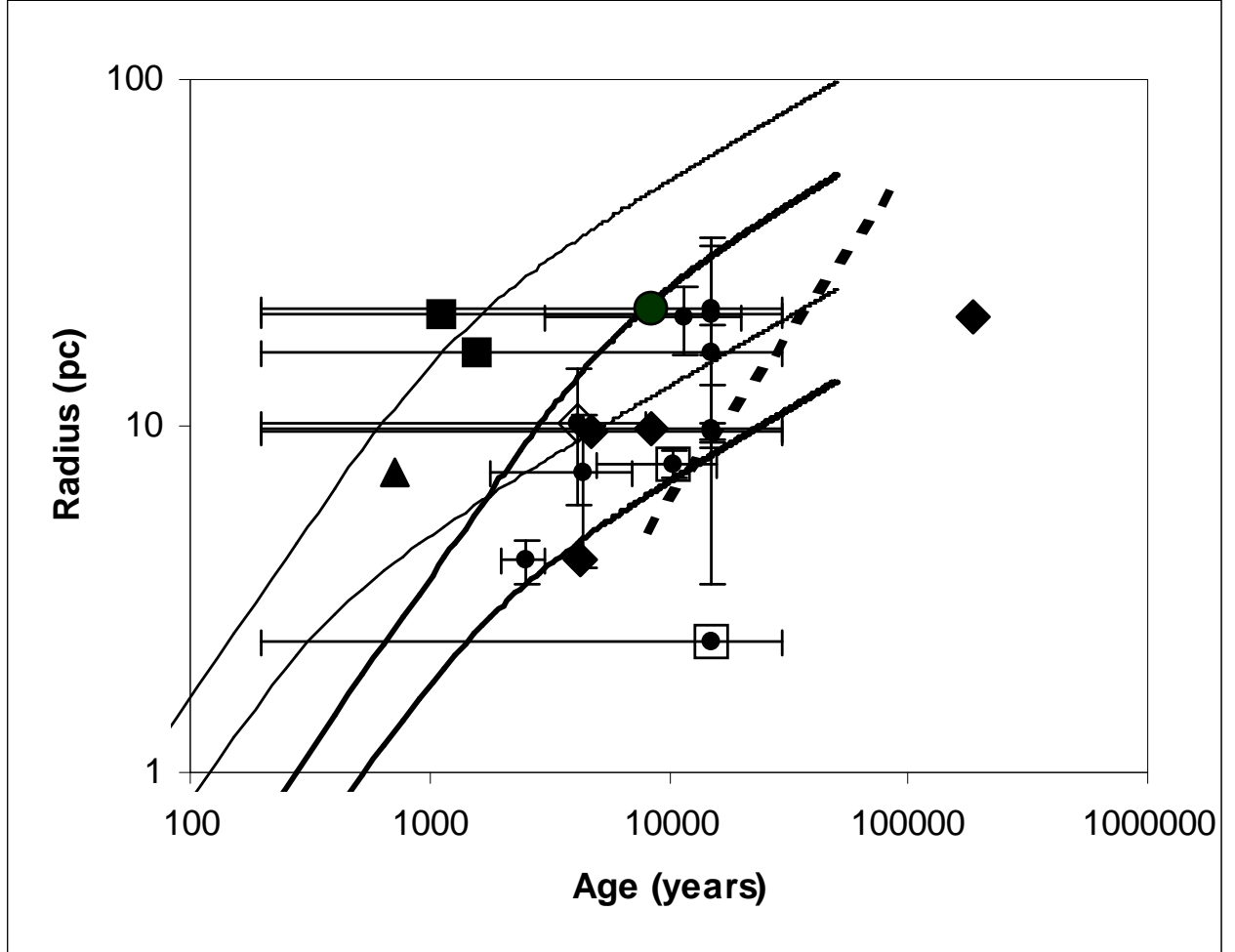


Fig. 3.— Comparison of age and radius ranges for the proposed associations to the models with and without energy injection. The thick solid lines represent radius evolution for the two standard extreme cases (“low density/low mass” and “high density/high mass” scenarios, see text). The dotted thin lines represent the evolution with energy injection for the two extreme cases. The thick dashed line is the approximate end of Sedov-Taylor phase for the model without energy injection. SGRs (filled squares) and AXPs (filled diamonds) with estimated  $\dot{P}$  values are placed according to the median of their characteristic age ranges and the median of the radius ranges for the associated SNRs. SGRs (open squares) and AXPs (open diamonds) without estimated ages are placed on the median values for their associated SNRs. SNRs are small dots placed on the median values of the ranges (shown as error bars). For SNRs with unreliable ages, we assumed an arbitrary range 0.2-30 Kyr. The new association proposed for AXP 1709-4009 is marked as a filled circle. PSR J1846-0258 is marked as a triangle.

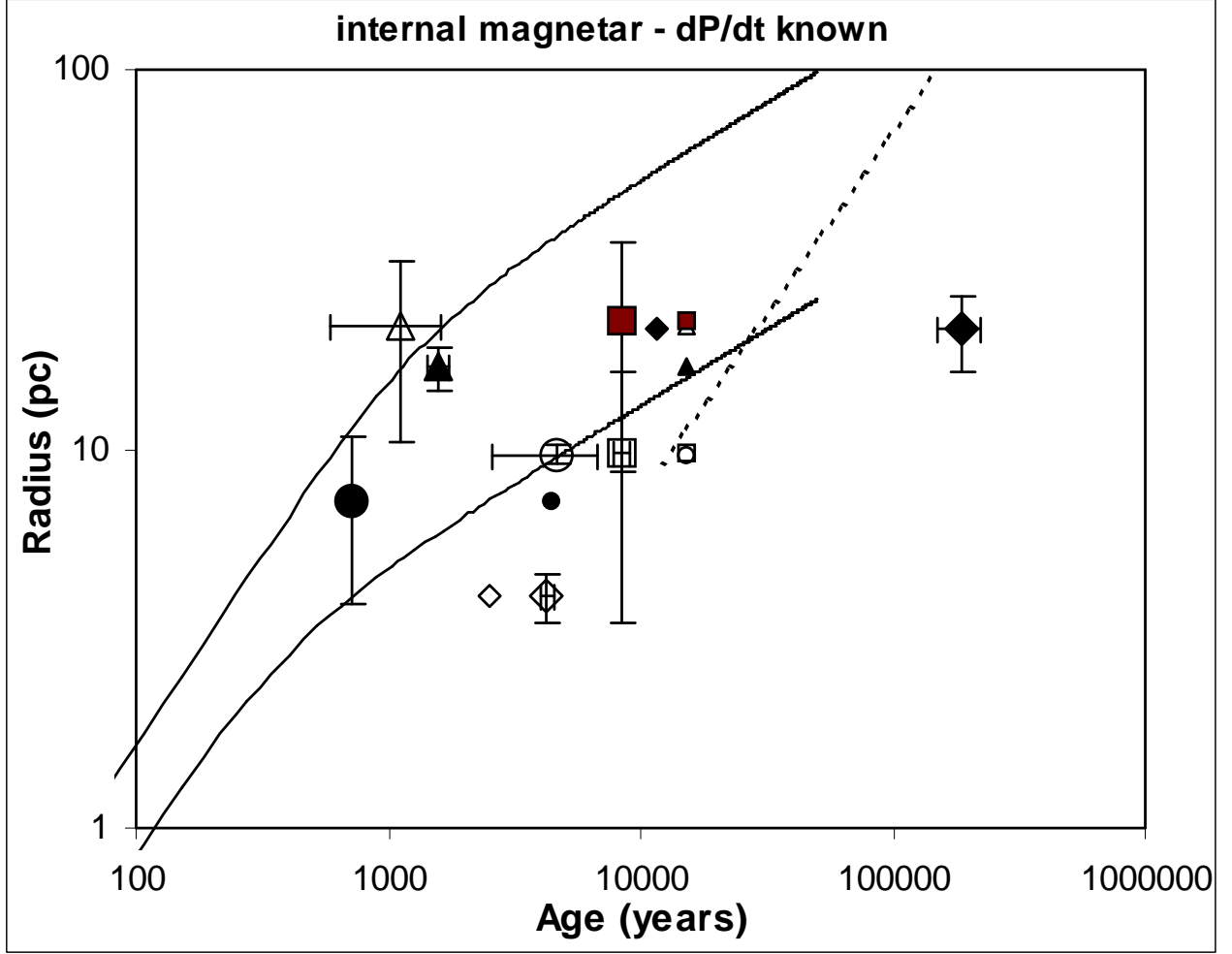


Fig. 4.— Comparison of radius and ages of the proposed associations to the expansion model with energy injection, for objects with estimated  $\dot{P}$ . The solid lines represent the evolution according to our model. Large markers are placed according to the median of characteristic ages and radii ranges. Small markers are placed according to the median of estimated SNR ages and radii. Error bars indicate ranges of characteristic ages and SNR radii. The dotted line is the approximate end of Sedov-Taylor phase (including energy injection). Filled markers represent likely associations, and open markers represent the unlikely ones (see text). The markers are: open triangle (SGR 1900+14), filled triangle (SGR 1806-20), open circle (AXP 1048-5937), open square (AXP 1709-4009), open diamond (AXP 1841-045), filled diamond (AXP 2259+586), filled square (AXP 1709-4009, new association), filled circle (PSR J1846-0258).

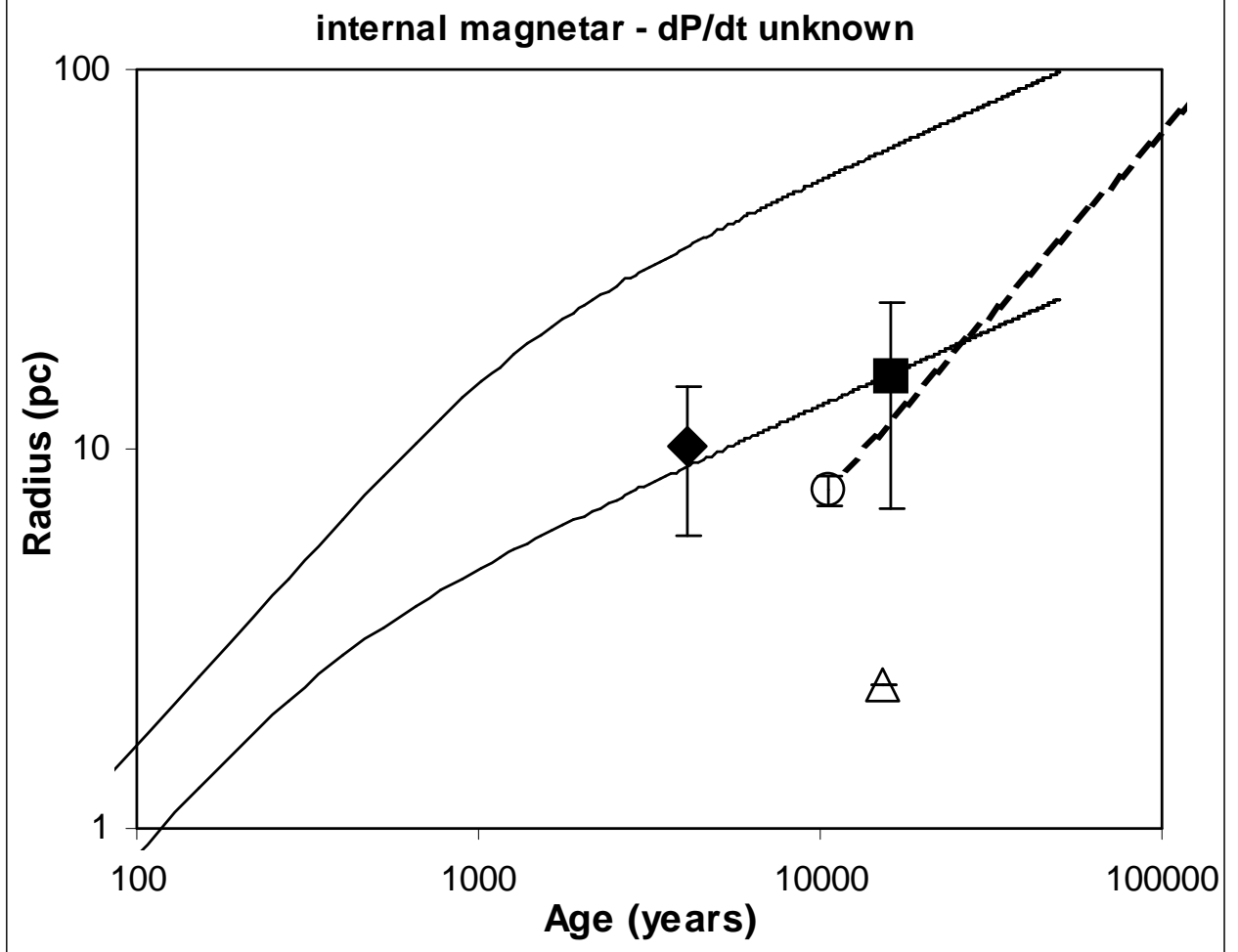


Fig. 5.— Comparison of radius and ages of the proposed associations to the expansion model with energy injection, for objects without estimated  $\dot{P}$ . The solid lines represent the evolution according to our model. Markers are placed according to the median of estimated SNR ages and radii. Error bars indicate ranges of SNR ages and radii. The dotted line is the approximate end of Sedov-Taylor phase (including energy injection). Filled markers represent likely associations, and open markers represent the unlikely ones (see text). The markers are: open triangle (SGR 1627-41), open circle (SGR 0526-66), filled diamond (AXP 1845-0258), filled square (SGR 1627-41).