
On the Influence of Uncertainties in Chemical Reaction Rates on Results of the Astrochemical Modelling

A.I. Vasyunin¹, A.M. Sobolev¹, D.S. Wiebe² and D.A. Semenov³

¹ Ural State University, Ekaterinburg, Russia Andrej.Sobolev@usu.ru

² Institute of Astronomy of the RAS, Moscow, Russia dwiebe@inasan.rssi.ru

³ Astrophysical Institute, Jena University, Germany dima@astro.uni-jena.de

Abstract. With the chemical reaction rate database UMIST95 (Millar et al. 1997) we analyze how uncertainties in rate constants of gas-phase chemical reactions influence the modelling of the molecular abundances in the interstellar medium. Random variations are introduced into the rate constants to estimate the scatter in theoretical abundances. Calculations were performed for the dark and translucent molecular clouds where gas phase chemistry is adequate (Terzieva & Herbst 1998). Similar approach was used by Pineau des Forets & Roueff (2000) for the study of chemical bistability. All the species are divided into 6 sensitivity groups according to the value of the scatter in their model abundances computed with varied rate constants. It is shown that the distribution of species within these groups depends on the number of atoms in them and on the adopted physical conditions. The simple method is suggested which allows to single out reactions that are most important for the evolution of a given species.

1 Scatter in the model abundances

To study the influence of uncertainties in reaction rates on the model abundances we calculated 10^4 variants of each species abundance. Figure 1 shows the scatter for some representative species.

We divided all species into 6 sensitivity groups according to the value of the scatter in their model abundances computed with varied rate constants.

Distribution of the species within these groups depends on adopted physical conditions (see fig. 1). Scatter in logarithmic abundances of simple molecules lies within 0.5 – 1 dex. Figure 2 shows how the species are distributed by the number of atoms in different sensitivity groups. It is clear that the scatter in abundances significantly increases with the number of atoms in the molecule.

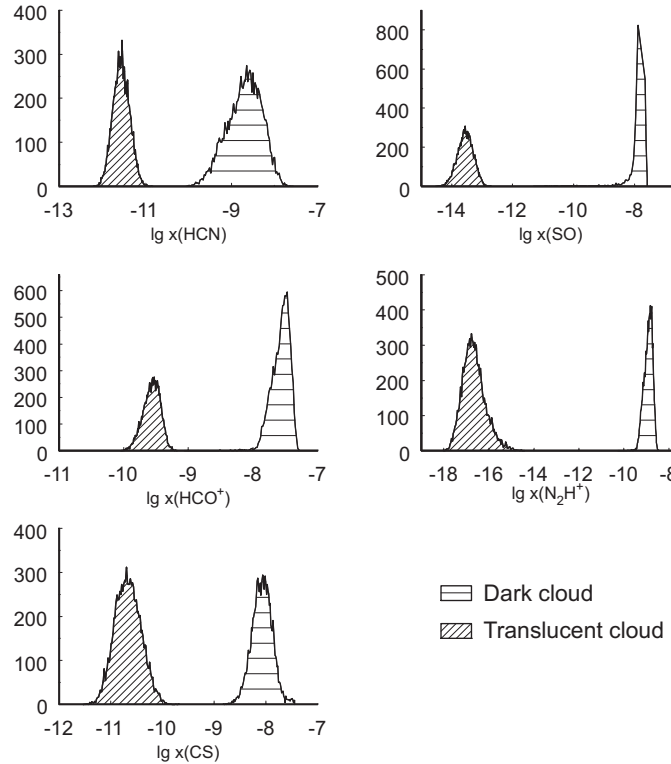


Fig. 1. The distribution of 10000 model abundances calculated with different rate coefficients

As an example we considered two molecules, HCN and C₂S, which in the gas-phase chemistry reach maximum of their abundance at about 10⁴ years and, hence, considered to be characteristic representatives of the “early” chemistry. For example, high abundances of HC₃N and other cyanopolyynes in the dark cloud TMC-1 are considered to prove that this object is chemically young (Hirahara et al. 1992).

Our calculations show that in the dark cloud model HC₃N and C₂S molecules belong to the sensitivity group 4, while more complex cyanopolyynes (HC₅N, etc.) fall in the groups 5 and 6.

Left panel of fig.3 displays time dependence of the HC₃N abundance calculated with the sets of constants providing maximal, minimal and 2 intermediate equilibrium abundances. It is clear that variations of the equilibrium HC₃N abundance are accompanied by noticeable changes of the time when the maximal abundance is achieved (from 7·10⁴ to 3·10⁵ yr). The right panel displays corresponding dependence for C₂S. The peak in the C₂S abundance time dependence is more flat and shifts less. Anyhow, quantitative estimates of the molecular cloud ages on the basis of molecular abundances and their

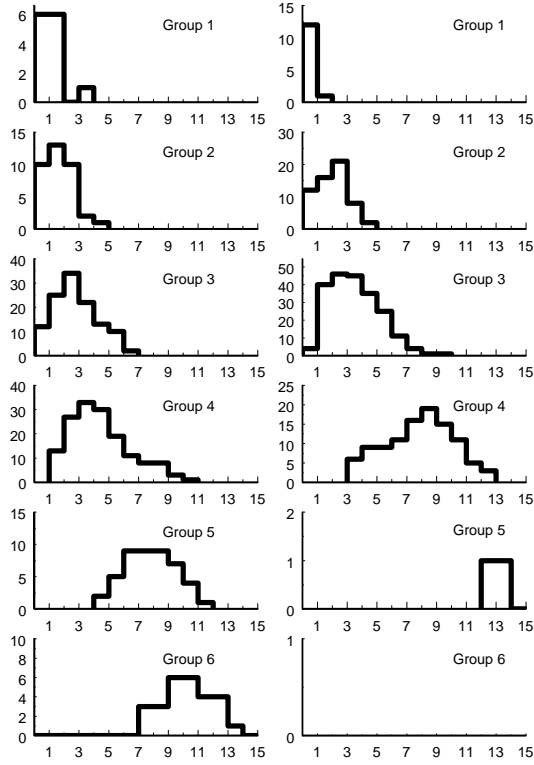


Fig. 2. Distribution of the molecules by number of atoms for different sensitivity groups. Left column – dark cloud, right column – translucent cloud

ratios (as suggested in, e.g., in Stahler 1984) are subject to this additional uncertainty.

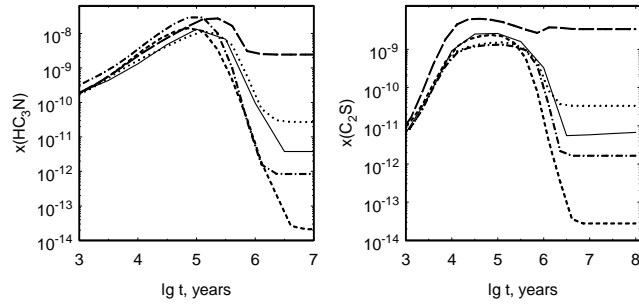


Fig. 3. Evolution of the HC_3N and C_2S abundances calculated with different rate coefficients

2 Correlation between the species abundance and reaction rate constant

Because of nonlinearity of the rate equations it is impossible to sort out analytically the reactions which rate uncertainty greatly affects the total uncertainty of a species abundance. We propose a simple statistical method to resolve the issue. The method is based on investigation of correlations between the species abundance and rate constants of the reactions and allows to estimate how the increased precision of the reaction rate constant will decrease the uncertainty in the species abundance.

Figure 4 shows distribution of HCO^+ abundances in the plane “rate coefficient – abundance”. The left panel represents the coverage of the plane for reaction with the large correlation coefficient $\text{H}_2 + \text{C.R.P.} \rightarrow \text{H}_2^+ + \text{e}^-$ ($r = 0.84$) and the right panel – that for reaction with the small coefficient $\text{C} + \text{NH} \rightarrow \text{CH} + \text{N}$ ($r = 0.01$). Additional modelling makes possible to predict improvement of the abundance estimate for the case when rates of several reactions are going to be remeasured.

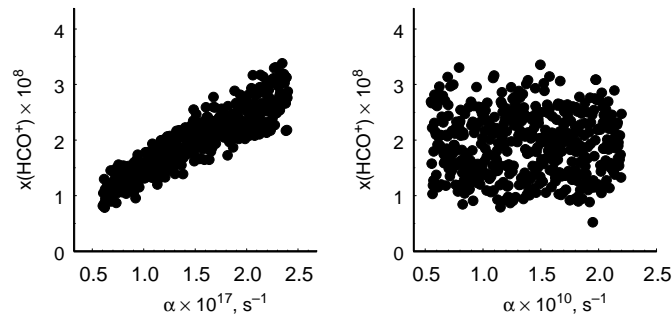


Fig. 4. HCO^+ model abundances in the “rate coefficient-abundance” plane

Acknowledgements. AIV and AMS were supported by the grants of INTAS, RFBR and Russian Ministry of Education. DSW was supported by the RFBR grants 01-02-16206 and 02-02-04008 and by the President of the RF grant MK-348.2003.02.

References

1. T. J. Millar, P. R. A. Farquhar, K. Willacy, *A&AS* **121**, 139 (1997)
2. G. Pineau des Forets, E. Roueff, *Phil. Trans. R. Soc. Lond. A* **358**, 2549 (2000)
3. S. W. Stahler, *ApJ* **291**, 209 (1984)
4. R. Terzieva, E. Herbst, *ApJ* **501**, 207 (1998)
5. Y. Hirahara, H. Suzuki, S. Yamamoto et al., *ApJ* **394**, 539 (1992)