

# Possibility of Magnetic Mass Detection by the Next Generation of Microlensing Experiments

Sohrab Rahvar <sup>1,2</sup> and Farhang Habibi <sup>3</sup>

rahvar@sharif.edu

## ABSTRACT

We study the possibility of magnetic mass detection by the gravitational microlensing technique. Recently the theoretical effect of magnetic mass on the microlensing light curve in the NUT space have been obtained and no signature of NUT factor in the microlensing candidates of the MACHO experiment have been found. In order to increase the sensitivity of detection, we propose a systematic search of the microlensing events, using the currently running alert systems and complementary photometric telescopes. In this strategy of observation, we obtain the magnetic mass detection efficiency and also an upper limit for the NUT factor that can be observed. This method of monitoring gravitational microlensing events can also be used as a tool for searching other exotic space-times.

*Subject headings:* gravitational lensing – relativity – cosmology: Observations – Cosmology: theory –dark matter.

## 1. Introduction

The gravitational microlensing method for detecting MAssive Compact Halo Objects (MACHOs) in the Milky Way halo has been proposed by Paczyński (1986). Many groups have been contributed in this experiment and detected dozen of microlensing candidates in the direction of the galactic center, spiral arms and Large and Small Magellanic Clouds

---

<sup>1</sup>Department of Physics, Sharif University of Technology, P.O.Box 11365–9161, Tehran, Iran

<sup>2</sup>Institute for Studies in Theoretical Physics and Mathematics, P.O.Box 19395–5531, Tehran, Iran

<sup>3</sup>Department of Physics, Iran University of Science and Technology, Narmak, Tehran 16844, Iran

(LMC & SMC). Due to low probability of the microlensing detection, less than 20 events have been found by the EROS and MACHO groups in the direction of the Magellanic clouds (Lasserre et al. 2000; Alcock et al. 2000). The low statistics not only causes ambiguities in identifying the galactic model of the Milky Way, but also in some cases the microlensing results are at variance with the results of other observations which are listed below (Gates and Gyuk 2001):

- To allow for the mass of the MACHOs to be in the range proposed by microlensing observations, the initial mass function of MACHO progenitors of the galactic halo should be different from that of the disc (Adams & Laughlin 1996; Chabrier, Segretain & Mera 1996).
- If there were as many white dwarfs in the halo as suggested by the microlensing experiments they would increase the abundance of heavy metals via Type I Supernova explosions (Canal., Isern & Ruiz-Lapuente 1997).
- Recently Green & Jedamzik (2002) and Rahvar (2003) mentioned that the observed distribution of microlensing duration is not compatible with what is expected from the standard and non-standard halo models. They showed that the observed distribution of microlensing candidates in terms of the duration of events is significantly narrower compared to what is expected from the galactic models at 90 to 95 per cent confidence.

The mentioned problems can be a motivation for establishing the next generation of the microlensing experiments. The new surveys will have the potential to increase the number of microlensing candidates and reduce the ambiguities due to the Poisson statistics. The other advantage of the surveys could be better sampling and high photometry precision measurements of the light curves. The precise light curves enable us to distinguish the deviations from the standard light curve due to the parallax or finite size effects (Rahvar et al. 2003). The large number of so-called non-standard microlensing candidates can partially break the degeneracy between the lens parameters and the result is a better identification of the parameters of the Milky Way halo model (Evans 1994).

Although the mentioned effects are in the background of Schwarzschild space, it may also be possible that a MACHO which plays the role of lens, reside in an exotic space-time such as the Kerr or NUT space. Deviation of the space-time from the Schwarzschild metric causes deviation of the microlensing light curve from the standard one. Thus, studying the microlensing light curves not only is used to measure the dark matter in the form of MACHOs but also it can be as a unique tool to explore other exotic space-times as well.

In the paper by Nouri-Zonoz and Lynden-Bell (1997) the gravitational lensing effect on the light rays passing by a NUT hole has been considered using the fact that all the geodesics

in NUT space, including the null ones, lie on cones. The extension of this work to the microlensing light curve in the NUT space has been studied by Rahvar and Nouri-Zonoz (2003) and possible effect of magnetic mass on the light curves of the MACHO group microlensing candidates has been tested. According to the analysis of the light curves, no magnetic mass effect has been found. Although the result showed that the effect of the NUT factor is almost negligible, one can not rule out the existence of NUT charge on that basis. The next generation of microlensing experiments may prove the (non-) existence of magnetic mass through studying the microlensing light curves.

Here in this work we simulate the microlensing light curves in the NUT metric according to the strategy for the next generation of microlensing surveys. The aim of work is to obtain the observational efficiency for the magnetic mass detection and find an upper limit for the NUT charge that can be observed. The outline of paper is as follows. In Section 2, we give a brief account on the microlensing light curve in the NUT metric and compare it with the Schwarzschild case. In Section 3, we introduce the observational strategy and perform a Monte-Carlo simulation to generate the microlensing light curves. Section 4 contains the fitting process to the generated light curves and the observational efficiency of the magnetic mass detection is also obtained. The results and discussion are given in Section 5.

## 2. Gravitational microlensing in Schwarzschild and NUT metrics

The gravitational lensing effect occurs when the impact parameter of a lens with respect to the un-deflected line of sight of observer-source is small enough that the deviation of source shape becomes detectable. In the case that the source is a point like, the deflection angle is too small for the present telescopes to resolve the images due to the lensing. The effect of this type of lensing is only on the magnification of the background star. This effect is known as the gravitational microlensing effect (paczynski 1986). In the Schwarzschild metric the magnification of background star is given by:

$$A(t) = \frac{u(t)^2 + 2}{u(t)\sqrt{u(t)^2 + 4}}, \quad (1)$$

where  $u(t) = \sqrt{u_0^2 + (\frac{t-t_0}{t_E})^2}$  is the impact parameter (position of the source in deflector plane normalized by Einstein radius) and in which  $t_E$  is the Einstein crossing time (duration of event) defined by  $t_E = R_E/v_t$ , where  $v_t$  is the transverse velocity of deflector with respect to the line of sight. The Einstein radius is given by  $R_E^2 = \frac{4GMD}{c^2}$ , where  $M$  is the mass of the deflector and  $D = \frac{D_l D_{ls}}{D_s}$ . The only physical parameter that can be obtained from a light curve is the duration of event where, it is a function of lens parameters such as the mass, distance of lens from the observer and the relative transverse velocity of the lens with respect

to our line of sight.

In the galactic scales the microlensing configuration changes within the time scales of dozen of days while in the cosmological scales the lensing configuration is almost static. Since the magnification factor depends on the space-time metric, the gravitational microlensing technique may also be a useful tool to explore the exotic metrics like the NUT. In the NUT space-time the magnification of background star depends in addition to an extra factor (magnetic mass) compared to the Schwarzschild space. It should be mentioned that the NUT space reduces to the Schwarzschild when the magnetic mass 'l' is let to zero<sup>4</sup>. So we also expect that the magnification factor reduce to the Equation (1) for zero magnetic mass. Rahvar and Nouri-Zonoz (2003) obtained the magnification in this space-time as follows:

$$A(u) = \frac{2 + u^2}{u\sqrt{4 + u^2}} + \frac{8R^4(2 + u^2)}{u^3(4 + u^2)^{3/2}} + \mathcal{O}(R^8) + \dots, \quad (2)$$

where  $R_{NUT} = \sqrt{2lD}$  is defined as the NUT radius (analogous to the Einstein radius) and  $l$  is the magnetic mass of the lens. Parameter  $R$  in Equation (2) is defined by dividing NUT radius to the Einstein radius,  $R = R_{NUT}/R_E$ . It is seen that in the NUT space the magnification factor, like the Schwarzschild is symmetric with respect to the time and the extra second term results bigger relative maximum magnification factor, for a given minimum impact parameter. we also have shape deviation of light curve with respect to that of Schwarzschild metric.

The detectability of the NUT factor through studying the microlensing light curves, depends on the quality of the light curve. In the next section we introduce a new strategy for microlensing observation in order to improve the light curves of the microlensing events both from the sampling and photometric precision points of view.

### 3. Light curves simulation in the NUT space

The strategy of the observation is based on using the alert systems of the microlensing surveys with a follow-up setup. EROS is one of the groups that used an alert system to trigger ongoing microlensing events. Here we simulate EROS like trigger system and a follow-up telescope with about one percent photometry precision which samples the events at least once per day.

---

<sup>4</sup>NUT space is give by the following metric:  $ds^2 = f(r)(dt - 2l \cos \theta d\phi)^2 - \frac{1}{f(r)}dr^2 - (r^2 + l^2)(d\theta^2 + \sin^2 \theta d\phi^2)$ , where  $f(r) = 1 - 2(Mr + l^2)/(r^2 + l^2)$ .

### 3.1. Simulation of light curves

As we mentioned before, simple microlensing light curve in the Schwarzschild metric depends on 4 parameters, namely the base flux,  $u_0$ , impact parameter,  $t_e$ , duration of event and  $t_0$  the time of maximum magnification. Taking into account the magnetic mass needs an extra parameter,  $R$ . To calculate an efficiency function with uniform statistics we generate uniformly the following parameters in their respective intervals:  $u_0 \in [0, 1]$ ,  $t_0 \in [0, 2yr]$ ,  $t_E \in [5, 365]$  days and  $R \in [0, 0.5]$ .

The base fluxes  $F_b$  of the background stars are chosen according to the observed magnitude distribution of the EROS catalogues in the direction of *LMC* (Lasserre 2000). The light curves are simulated by using the effective sampling rate of EROS in the direction of the *LMC* (about one observation per six nights in average) which is variable during the seasons. Every photometric measurements is then randomly shifted according to a Gaussian distribution that reflects the photometric uncertainties. The average relative photometric precision  $\Delta F/F$  for a given flux  $F$  (in ADU unit) is taken from the EROS phenomenological parametrization which has been found for a standard quality image (Derue 1999). It is clear that the photometry uncertainty depends on the apparent magnitude of the background stars which causes to have various error bars in a light curve during the lensing.

### 3.2. Simulation of a simple alert system

The next step is to simulate an alert system to trigger the ongoing events and follow-up by the second telescope. According to one of the EROS alert algorithms, the events will be announced as soon as their light curves exhibit 4 consecutive flux measurements above 4 standard deviations from the base line (Mansoux 1997). It is clear that only the most significant microlensing events are selected by this algorithm. We have in fact considered several trigger thresholds, from a loose criterion (3 consecutive measurements above  $3\sigma$  from the base line) to the strict criterion that finally is used. Even using this strict criterion, an average of one false alarm due to variable stars or instrumental artifacts is expected per true microlensing alert (Glicenstein 2002). This false alarm rate will induce some lost follow-up time, but for very limited durations, as it is usually very fast to discard a non-microlensing event. Fig. 1 shows an example of the simulated light curve of microlensing event that has been measured by the trigger and the second follow-up telescope.

The efficiency of alert system depends on all the parameters of the lens. In order to obtain the trigger efficiency in terms of physical parameters such as duration of events and  $R$ , we integrate over the irrelevant parameters such as the minimum impact parameter and the time of maximum magnification. It is seen from equation 2 that existence of NUT parameter

decreases the effective minimum impact factor or in another word increases the maximum magnification. This can increase the trigger rate of the microlensing events for those that have bigger  $R$ . This effect can be seen in trigger efficiency at Fig. 2. It is also seen that the trigger efficiency increases for the long duration of microlensing events.

#### 4. Follow-up telescope and fitting process to the light curves

We use a Monte-Carlo simulation to generate a large number of microlensing events. At the first step, the trigger system alerts events and in the second step, the complementary telescope makes better measurements from the microlensing events. The second telescope is supposed to be a partially dedicated telescope which follows the measurements of the ongoing microlensing events. The telescope is assumed to have about one per cent precision in photometry and perform the sampling of events through all the clear nights. According to the Meteorological statistics of the *La Silla* observatory about 70 per cent of nights of a year are clear. A one-meter telescope could achieve this precision with long exposure of about 30 *min*.

After simulating a large number of events by this strategy, we use NUT and Schwarzschild theoretical microlensing curves to fit with the simulated light curves. Least square method is used to fit the theoretical light curves to the data which a sample of fitting is shown in Fig. 1. In the case of fitting with the NUT curve, for the  $R < 0.1$  we encounter the degeneracy problem in the fitting. It means that for  $R$  close to zero we may obtain from the fitting a non-zero reconstructed value for the  $R$ . To distinguish between the microlensing light curves affected by NUT charge and the standard ones we use the following criterion denoted by  $\Delta\chi^2$ , to be more than two.

$$\Delta\chi^2 = \frac{\chi_{Sch}^2 - \chi_{NUT}^2}{\chi_{NUT}^2/N_{d.o.f}} \frac{1}{\sqrt{2N_{d.o.f}}}, \quad (3)$$

where indices of the  $\chi^2$  correspond to the type of the metric and  $N_{d.o.f}$  is the number of degree of freedom in the NUT fitting. We use a complementary criterion in addition to the mentioned one and that is the signal to noise ratio of  $R$  to be more than two. Dividing the reconstructed parameters of those events that pass two mentioned criteria, to the generated events, results the efficiency of this set-up to detect the magnetic mass of MACHOs. Fig. 3 shows two dimensional efficiency of magnetic mass detection in terms of  $R$  and the duration of events. It is seen that the efficiency of magnetic mass detection has direct correlation with the  $R$  as well as to the duration of the events. It is more operational to have efficiencies in terms of duration of events and  $R$  which are shown in Fig.4.

## 5. Conclusion

In this work we proposed a new strategy for microlensing observation that not only can be used for searching MACHOs of the galactic halo, disc and LMC, but also it can be a useful tool to explore exotic space-times around the compact objects such as NUT metric. As a result of Monte Carlo simulation, we obtained the efficiency for magnetic mass detection. It is seen that the minimum value for  $R$  that can be observed by this method is about 0.05. In order to evaluate the amount of detectable magnetic mass  $l$ , we use the relation between the magnetic mass and  $R$  (Rahvar and Nouri-Zonoz 2003):

$$R = c\sqrt{\frac{l}{2GM}}. \quad (4)$$

Recent results of EROS and MACHO experiments propose that the mean value of the mass of MACHOs is about  $0.5M_{\odot}$  (Alcock et al. 2000; Lasserre et al. 2000). It is worth to mention that this result is obtained in the standard halo model and the mean mass of MACHOs depends on the galactic model that is used for the Milky Way. Assuming standard model for the Milky Way halo, according to equation(4) the minimum magnetic mass  $l$  obtain about 3.6 m. Non-existence of magnetic mass signal in the microlensing light curves can also put an upper limit for the value  $l < 3.6$  m in the MACHOs of the Milky Way.

## REFERENCES

- Adams, F., Laughlin, G., 1996, APJ, 468, 586.
- Alcock C. et al. (MACHO), 2000, APJ 542, 281.
- Canal, R., Isern, J., Ruiz-Lapuente, P., 1997, APJ, 488, L35.
- Chabrier, G., Segretain, L., Mera D., 1996, APJ, 468, L21.
- Derue F., 1999a, Ph.D. thesis, CNRS/IN2P3, LAL99-14 REPORT.
- Evans N. W., 1994, MNRAS 267, 333.
- Gates I. E., Gyuk, G., 2001, APJ 547, 786.
- Glicenstein J-F., 2002, private communication.
- Green A. M., Jedamzik K., 2002, A&A 395, 31.
- Paczynski B., 1986, APJ 304, 1.

Lasserre, T., 2000. PhD. thesis, CNRS/IN2P3, LAL-report 97-19.

Lasserre, T. et al. (EROS), 2000, A&A 355, L39.

Mansoux B., 1997, Ph.D. thesis, /sc CNRS/IN2P3, LAL report 97-19.

Nouri-Zonoz M., Lynden-Bell D., 1997, MNRAS, 292, 714.

Rahvar S., Nouri-Zonoz M., 2003, MNRAS 338, 926.

Rahvar S., Moniez M., Ansari R., Perdureau O. 2003, A&A, in press (astro-ph/0210563).

Rahvar, S, 2003 accepted in MNRAS (astro-ph/0309051).



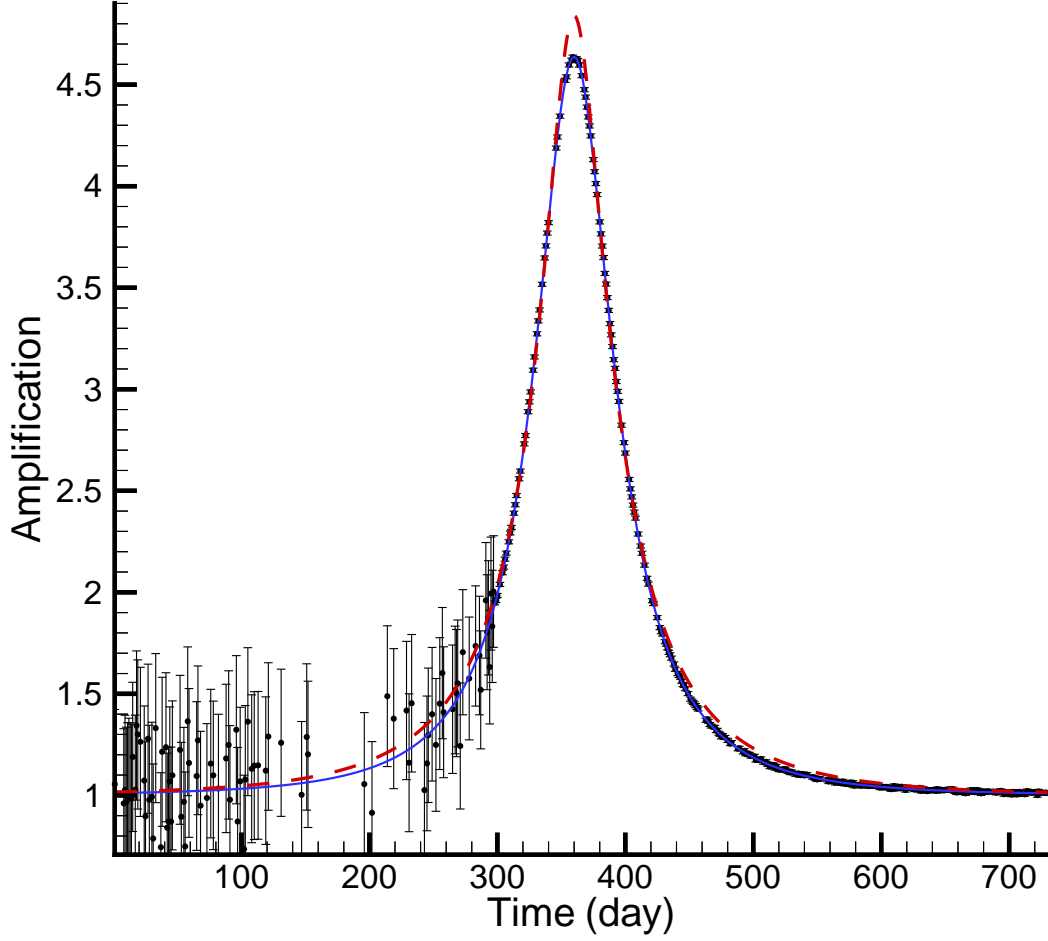


Fig. 1.— The light curve is simulated according to our proposed observational strategy for the next generation microlensing survey. The parameters of the light curve are chosen as  $t_e = 100$  days,  $t_0 = 360$  days,  $u_0 = 0.4$  and  $R = 0.5$ . The dashed and solid lines obtained according to the least square fit of the the Schwarzschild and NUT theoretical light curves to the simulated data, respectively. The reconstructed NUT parameter derived from the fitting is  $R_{rec} = 0.502$  with one sigma uncertainty of 0.003.  $\chi^2/N_{dof}$  for this light curve from the NUT and the Schwarzschild fittings are 0.22 and 11.31.

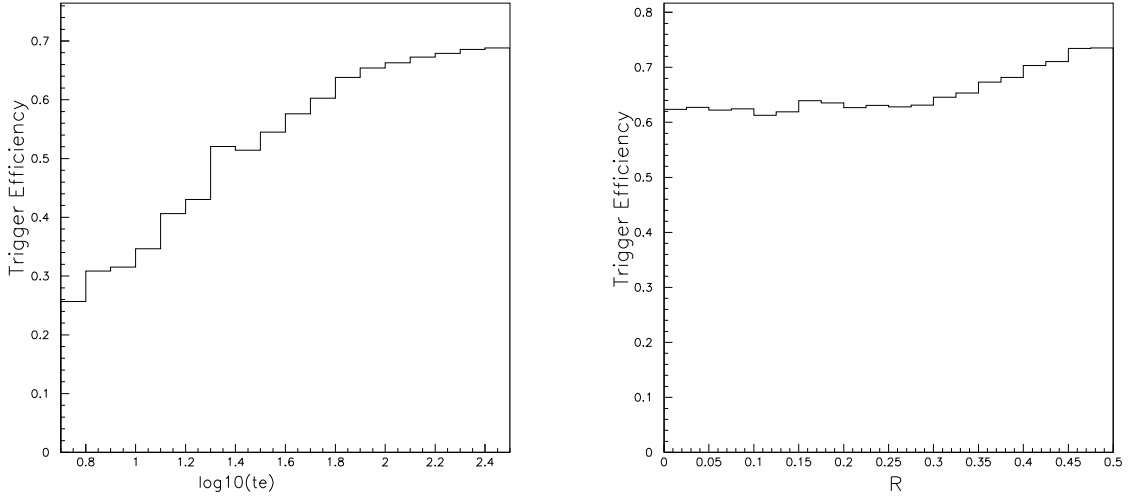


Fig. 2.— The left and right panels show the trigger efficiency in terms of duration of events and  $R$ . It is seen that alert efficiency strongly depends on the duration of events. This means that for the long duration events, there are more chance to be observed by the alert telescope. In the case of events with  $R > 0.3$ , the NUT factor causes bigger maximum magnification and the result is that those events are more probable for triggering.

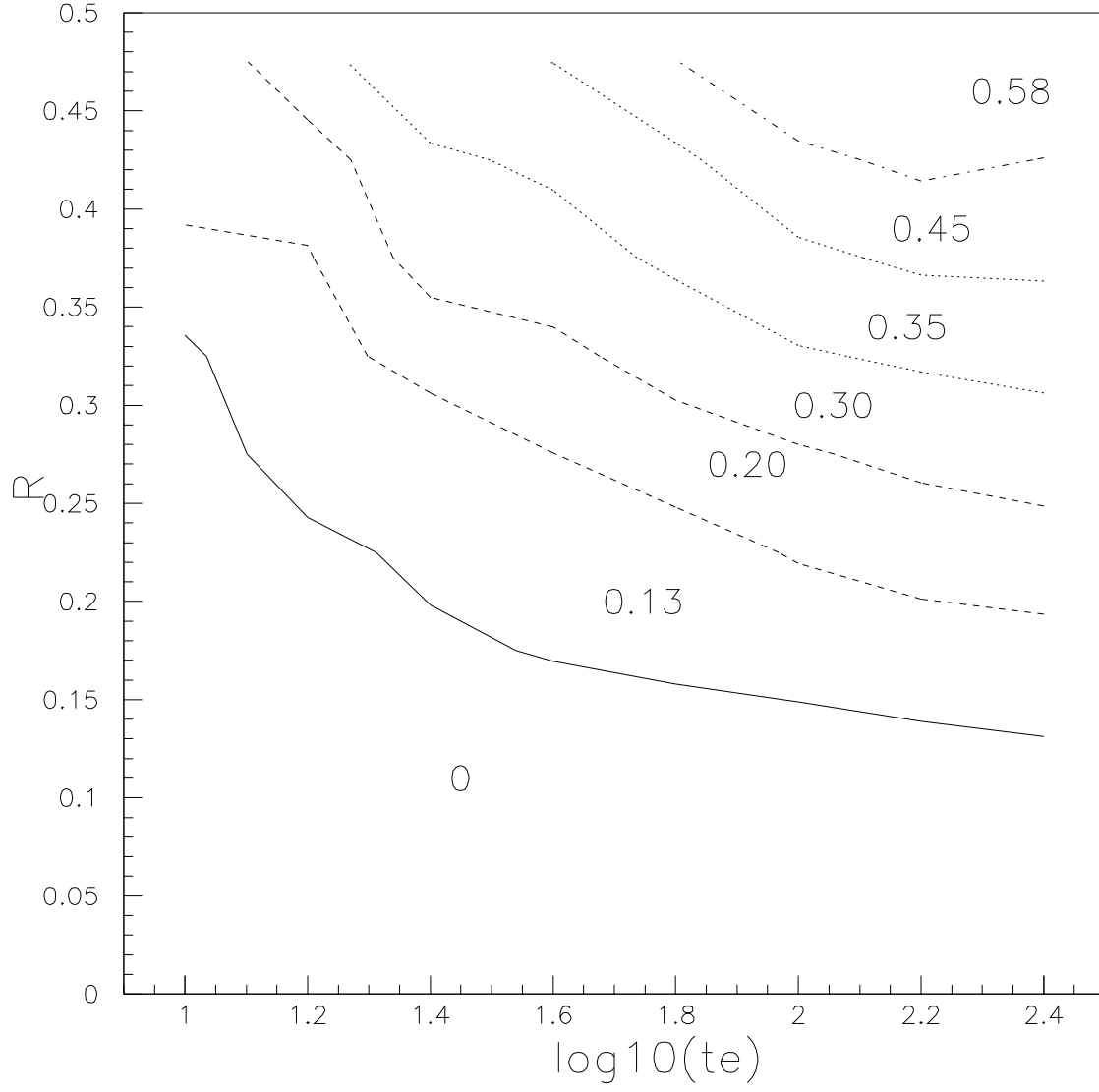


Fig. 3.— This contour shows two dimensional detection efficiency of magnetic mass detection in terms of duration of events and  $R$ . The indicated numbers are the amount of efficiency at the located regions.

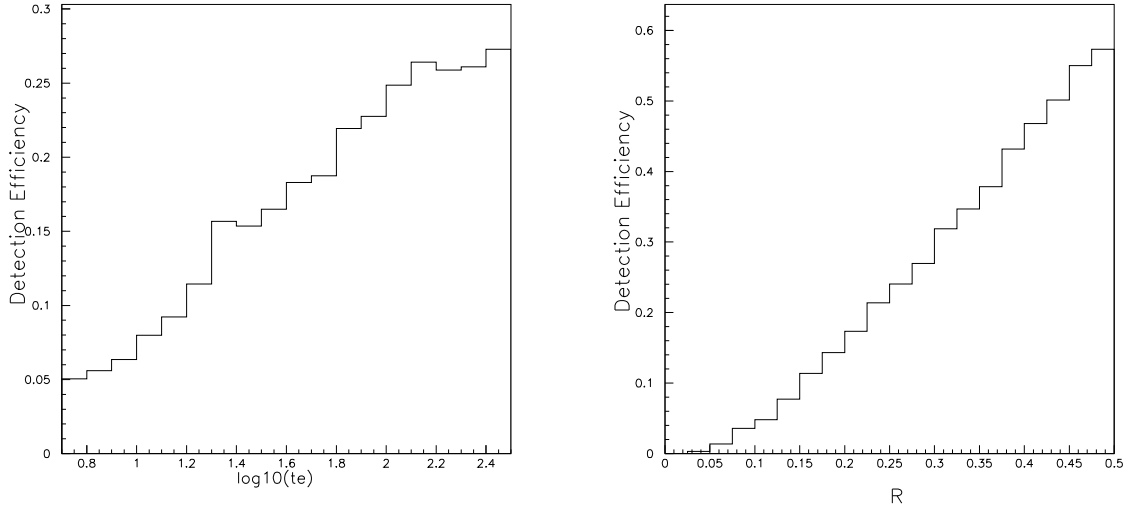


Fig. 4.— Left and right panels show the efficiency of magnetic mass detection in terms of duration of events and  $R$ . For the both cases the efficiency increases for long duration of events and bigger  $R$ s. It is seen that minimum value for the  $R$  that can be detected is about  $R = 0.05$ .