

Constraints on Chaplygin quartessence from the CLASS gravitational lens statistics and supernova data

Abha Dev*

Department of Physics and Astrophysics, University of Delhi, Delhi 110007, India

Deepak Jain†

Deen Dayal Upadhyaya College, University of Delhi, Delhi 110015, India

J. S. Alcaniz‡

Departamento de Física, Universidade Federal do Rio Grande do Norte, C.P. 1641, Natal - RN, 59072-970, Brasil

(Dated: January 28, 2020)

The nature of the dark components (dark matter and dark energy) that dominate the current cosmic evolution is a completely open question at present. In reality, not even if they constitute two separated substances is known. In this paper we test, in the light of the recent Cosmic All Sky Survey (CLASS) lensing sample, the predictions of one of the candidates for a unified scenario for dark matter/energy, the so-called generalized Chaplygin gas (Cg) which is parametrized by an equation of state $p = -A/\rho_{Cg}^\alpha$ where A and α are arbitrary constants. It is shown that, although the model is in good agreement with this radio source gravitational lensing sample, the limits obtained from CLASS statistics are only marginally compatible with the ones obtained from other cosmological tests. We also investigate the constraints on the free parameters of the model from a joint analysis between CLASS and supernova data.

PACS numbers: 98.80.Es; 95.35.+d; 98.62.Sb

I. INTRODUCTION

As is well known, there is mounting observational evidence that our Universe is presently dominated by two exotic forms of matter or energy. Cold, nonbaryonic dark matter, which accounts for $\simeq 30\%$ of the critical mass density and whose the leading particle candidates are the axions and the neutralinos, was originally proposed to explain the general behavior of galactic rotation curves that differ significantly from the one predicted by Newtonian mechanics. Later on, it was also realized that the same concept is necessary for explaining the evolution of the observed structure in the Universe from density inhomogeneities of the size detected by a number of Cosmic Microwave Background (CMB) experiments. Dark energy or *quintessence*, which accounts for $\simeq 70\%$ of the critical mass density and whose the leading candidates are a cosmological constant Λ and a relic scalar field ϕ , has been inferred from a combination of astronomical observations which includes distance measurements of type Ia supernovae (SNe Ia), indicating that the expansion of the Universe is speeding up not slowing down [1, 2], CMB anisotropy data suggesting $\Omega_{total} \simeq 1$ [3] and clustering estimates providing $\Omega_m \simeq 0.3$ [4]. While the combination of these two latter results implies the existence of a smooth component of energy that contributes with $\simeq 2/3$ of the critical density, the SNe Ia results require

this component to have a negative pressure, which leads to a repulsive gravity.

Despite the good observational evidence for the existence of these two forms of energy, it has never been shown that in fact they constitute two separated substances. In this concern, some authors have proposed the so-called Unified Dark Matter/Energy scenarios (UDME) or *quartessence*, i.e., models in which these two dark components are seen as different manifestation of a single fluid (see, for instance, [5]). Among these theoretical proposals, an interesting attempt of unification was originally suggested by Kamenshchik *et al.* [6] and developed by Bilić *et al.* [7] and Bento *et al.* [8], namely, the Chaplygin gas (Cg), an exotic fluid whose equation of state is given by

$$p_{Cg} = -A/\rho_{Cg}^\alpha, \quad (1)$$

with $\alpha = 1$ and A a positive constant. In actual fact, the above equation for $\alpha \neq 1$ constitutes a generalization of the original Chaplygin gas equation of state proposed in Ref. [8]. The idea of a dark-matter-energy unification from an equation of state like Eq. (1) comes from the fact that the Cg can naturally interpolate between nonrelativistic matter ($p = 0$) and negative-pressure ($p = -\text{const.}$) dark energy regimes (see [7, 8, 9] for details).

Very recently, there has been a wave of interest in exploring theoretical [10] and observational consequences of the Chaplygin gas, not only as a possibility of unification for dark matter/energy but also as a new candidate for dark energy only. These models have been tested by a number of cosmological data sets, including SNe Ia data [11, 12, 13], statistical properties of gravitationally lensed quasars [14, 15], CMB measurements [16, 17], age

*Electronic address: abha@ducos.ernet.in

†Electronic address: deepak@physics.du.ac.in

‡Electronic address: alcaniz@dfte.ufrn.br

[9] and angular size - redshift [18] tests, measurements of X-ray luminosity of galaxy clusters [19], future lensing and SNe Ia experiments [12, 15, 20], as well as by observations of large scale structure [21]. The present situation is somewhat controversial, with some tests indicating good agreement between observational data and the theoretical predictions of the model and others ruling the model out as a actual possibility of description for our Universe [22] (see, however, [23]).

The aim of the current paper is to check the validity of such models with radio-selected gravitational lens statistics and also with a combination of gravitational lensing and SNe Ia data. To do so, we adopt the most recent radio sources gravitational lensing sample, namely, the Cosmic All Sky Survey (CLASS) statistical data which consists of 8958 radio sources out of which 13 sources are multiply imaged [24, 25]. Here, however, we work only with those multiply imaged sources whose image-splittings are known (or likely) to be caused by single galaxies, which reduces the total number of lenses to 9. For the cosmological background we consider a flat scenario in which the generalized Cg together with the observed baryonic content are responsible by the dynamics of the present-day Universe (UDME or *quartessence* models). In our computations we adopt $\Omega_b = 0.04$, in accordance with the latest measurements of the Hubble parameter [26] and of the baryon density at nucleosynthesis [27].

This paper is organized as follows. In Section II we present the distance formulas necessary to our analysis. In Section III we discuss the CLASS statistical sample, especially the observational criteria used as well as the restrictions adopted in our analysis. In Section IV, we derive the corresponding limits on Cg scenarios from CLASS lensing statistics. We also examine the constraints obtained from the statistical combination between lensing data and recent SNe Ia observations and compare our constraints with others derived from independent analyses. Finally, in Section V, we finish the paper by summarizing its main results.

II. BASIC EQUATIONS

By inserting equation (1) into the energy conservation law ($u_\mu T^{\mu\nu}_{;\nu} = 0$) one finds,

$$\rho_{Cg} = \left[A + B \left(\frac{R_o}{R} \right)^{3(1+\alpha)} \right]^{\frac{1}{1+\alpha}}, \quad (2)$$

or, equivalently,

$$\rho_{Cg} = \rho_{Cg_o} \left[A_s + (1 - A_s) \left(\frac{R_o}{R} \right)^{3(1+\alpha)} \right]^{\frac{1}{1+\alpha}}, \quad (3)$$

where ρ_{Cg} stands for the Cg energy density, the subscript o denotes present day quantities, $R(t)$ is the cosmological

scale factor, $B = \rho_{Cg_o}^{1+\alpha} - A$ is a constant and $A_s = A/\rho_{Cg_o}^{1+\alpha}$ is a quantity related with the sound speed of the Chaplygin gas today ($v_s^2 = \alpha A_s$).

A fundamental quantity related to the observables here considered is the distance -redshift relation, given by

$$\chi = \frac{c}{R_o H_o} \int_{(1+z)^{-1}}^1 \frac{dx}{x^2 E(\Omega_b, A_s, \alpha, x)}, \quad (4)$$

where $x = \frac{R(t)}{R_o} = (1+z)^{-1}$ is a convenient integration variable, Ω_b stands for the baryonic matter density parameter, and the dimensionless function $E(\Omega_b, A_s, \alpha, x)$ is written as

$$E = \left\{ \frac{\Omega_b}{x^3} + (1 - \Omega_b) \left[A_s + \frac{(1 - A_s)}{x^{3(\alpha+1)}} \right]^{\frac{1}{\alpha+1}} \right\}^{1/2}. \quad (5)$$

For the lensing statistics developed in the next Section, two concepts are of fundamental importance, namely, the angular diameter distance, $D_{LS}(z_L, z_S) = \frac{R_o r_1(z_L, z_S)}{(1+z_S)}$, between two objects, for example a lens at z_L and a source (galaxy) at z_S ,

$$D_{LS}(z_L, z_S) = \frac{c H_o^{-1}}{(1+z_S)} \times \int_{x'_S}^{x'_L} \frac{dx}{x^2 E(\Omega_b, A_s, \alpha, x)}. \quad (6)$$

and the age-redshift relation,

$$t_z = \frac{1}{H_o} \int_0^{(1+z)^{-1}} \frac{dx}{x E(\Omega_b, A_s, \alpha, x)}. \quad (7)$$

From the above equations, we note that UDME models reduce to the Λ CDM case for $\alpha = 0$ whereas the standard Einstein-de Sitter behavior is fully recovered for $A_s = 0$ (see also [28]).

III. GRAVITATIONAL LENSING STATISTICS OF THE CLASS SAMPLE

Gravitational lensing directly probes the mass distribution in the Universe so that an investigation of lensing events of sources at high redshifts can provide us important pieces of information about the global cosmological parameters and the structure of the Universe. The use of gravitational lensing statistics as a cosmological tool was first considered in detail by Turner, Ostriker and Gott [29]. Subsequently, it was realized that a comparison of theoretical lensing probabilities with gravitational lensing observations provided an efficient constraint on the cosmological constant [30, 31] or more generally on the density and the equation of state of the dark energy component [25, 32, 33, 34]. However, the absence of an unbiased statistical sample of sources that is complete within a well-defined observational selection criteria and the uncertainties in the luminosity function (LF) of galaxies have seriously complicated the application of such methods.

A. The CLASS Statistical Sample

Recently, the CLASS collaboration [47] reported the so far largest lensing sample suitable for statistical analysis, in which 13 out of the 8958 radio sources are multiply imaged [24, 35]. This sample is well defined through the following observational selection criteria [24, 25, 35, 36]: (i) the spectral index between 1.4 GHz and 5 GHz is flatter than -0.5 , i.e., $\alpha \geq -0.5$ with $S_\nu \propto \nu^\alpha$, where S_ν is flux density measured in milli-jansky; (ii) the total flux density of each source is ≥ 20 mJy at 8.4 GHz; (iii) the total flux density of each source is $\geq S^0 \equiv 30$ mJy at 5 GHz; (iv) the image components in lens systems must have separations ≥ 0.3 arcsec. The sources probed by CLASS at $\nu = 5$ GHz are well represented by power-law differential number-flux density relation: $|dN/dS| \propto (S/S^0)^\eta$ with $\eta = 2.07 \pm 0.02$ (1.97 ± 0.14) for $S \geq S^0$ ($\leq S^0$). The redshift distribution of unlensed sources in the sample is adequately described by a Gaussian model with a mean redshift $z = 1.27$ and dispersion of 0.95 [36]. Guided by the above information about (i) the number-flux density relation and (ii) the distribution of unlensed sources in redshift, we simulate the unlensed radio sources (8945 in number) of the CLASS statistical sample using the Monte-Carlo technique (rejection method).

In this paper, following [37], we work only with those multiply imaged sources whose image-splittings are known (or likely) to be caused by single galaxies. It means that our database is constituted by 9 lenses out of a sample of 8954 radio sources.

B. Lensing Statistics

We start our analysis by assuming the singular isothermal sphere (SIS) model for the lens mass distribution. As has been discussed elsewhere this assumption is a good approximation to the real mass distribution in galaxies (see, e.g., [29]). In this case, the cross-section for lensing events is given by

$$\sigma_{\text{SIS}} = 16\pi^3 \left(\frac{v}{c}\right)^4 \left(\frac{D_{OL}D_{LS}}{D_{OS}}\right)^2, \quad (8)$$

where v represents the velocity dispersion and D_{OL} , D_{OS} and D_{LS} are, respectively, the angular diameter distances from the observer to the lens, from the observer to the source and between the lens and the source. By ignoring evolution of the number density of galaxies and assuming that the comoving number density is conserved, the differential probability of a lensing event can be expressed as

$$d\tau = n_o(1+z_L)^3 \sigma_{\text{SIS}} \frac{cdt}{dz_L} dz_L, \quad (9)$$

where the quantity dt/dz_L can be easily obtained from equation (7) and the present day comoving number den-

sity of galaxies is

$$n_o = \int_0^\infty \phi(L) dL. \quad (10)$$

The differential optical depth of lensing in traversing dz_L with angular separation between ϕ and $\phi + d\phi$ is [30]:

$$\begin{aligned} \frac{d^2\tau}{dz_L d\phi} dz_L d\phi &= F^* (1+z_L)^3 \left(\frac{D_{OL}D_{LS}}{R_o D_{OS}}\right)^2 \frac{1}{R_o} \frac{cdt}{dz_L} \\ &\times \frac{\gamma/2}{\Gamma(\alpha+1+\frac{4}{\gamma})} \left(\frac{D_{OS}}{D_{LS}} \phi\right)^{\frac{\gamma}{2}(\alpha+1+\frac{4}{\gamma})} \\ &\times \exp\left[-\left(\frac{D_{OS}}{D_{LS}} \phi\right)^{\frac{\gamma}{2}}\right] \frac{d\phi}{\phi} dz_L, \quad (11) \end{aligned}$$

where the function F^* is defined as

$$F^* = \frac{16\pi^3}{c H_0^3} \phi_* v_*^4 \Gamma\left(\alpha + \frac{4}{\gamma} + 1\right). \quad (12)$$

In equation (10), $\phi(L)$ is the Schechter LF [39] given by

$$\phi(L) dL = \phi_* \left(\frac{L}{L_*}\right)^\alpha \exp(-L/L_*) \frac{dL}{L_*}. \quad (13)$$

In order to relate the characteristic luminosity L_* to the characteristic velocity dispersion v_* , we use the Faber-Jackson relation [40] for E/S0 galaxies ($L_* \propto v_*^\gamma$), with $\gamma = 4$. For the analysis presented here we neglect the contribution of spirals as lenses because their velocity dispersion is small when compared to ellipticals.

The two large-scale galaxy surveys, namely, the 2dFGRS [48] and the SDSS [49] have produced converging results on the total LF. The surveys determined the Schechter parameters for galaxies (all types) at $z \leq 0.2$. Chae [36] has worked extensively on the information provided by these recent galaxy surveys to extract the local type-specific LFs. For our analysis here, we adopt the normalization corrected Schechter parameters of the 2dFGRS survey [36, 41]: $\alpha = -0.74$, $\phi_* = 0.82 \times 10^{-2} h^3 \text{Mpc}^{-3}$, $v_* = 185 \text{ km/s}$ and $F^* = 0.014$.

The normalized image angular separation distribution for a source at z_S is obtained by integrating $\frac{d^2\tau}{dz_L d\phi}$ over z_L :

$$\frac{d\mathcal{P}}{d\phi} = \frac{1}{\tau(z_S)} \int_0^{z_S} \frac{d^2\tau}{dz_L d\phi} dz_L. \quad (14)$$

The corrected (for magnification and selection effects) image separation distribution function for a single source

at redshift z_S is given by [31, 42]

$$P'(\Delta\theta) = \mathcal{B} \frac{\gamma}{2\Delta\theta} \int_0^{z_S} \left[\frac{D_{0S}}{D_{LS}} \phi \right]^{\frac{\gamma}{2}(\alpha+1+\frac{4}{\gamma})} F^* \frac{cdt}{dz_L} \\ \times \exp \left[- \left(\frac{D_{0S}}{D_{LS}} \phi \right)^{\frac{\gamma}{2}} \right] \frac{(1+z_L)^3}{\Gamma\left(\alpha + \frac{4}{\gamma} + 1\right)} \\ \times \left[\left(\frac{D_{OL}D_{LS}}{R_0D_{OS}} \right)^2 \frac{1}{R_0} \right] dz_L. \quad (15)$$

Similarly, the corrected lensing probability for a given source at redshift z is given by

$$P' = \tau(z_S) \int \frac{d\mathcal{P}}{d\phi} \mathcal{B} d\phi. \quad (16)$$

Here ϕ and $\Delta\theta$ are related to as $\phi = \frac{\Delta\theta}{8\pi(v^*/c)^2}$ and \mathcal{B} is the magnification bias. This is considered because, as widely known, gravitational lensing causes a magnification of images and this transfers the lensed sources to higher flux density bins. In other words, the lensed sources are over-represented in a flux-limited sample. The magnification bias $\mathcal{B}(z_S, S_\nu)$ increases the lensing probability significantly in a bin of total flux density (S_ν) by a factor

$$\mathcal{B}(z_S, S_\nu) = \left| \frac{dN_{z_S}(> S_\nu)}{dS_\nu} \right|^{-1} \times \\ \times \int_{\mu_{min}}^{\mu_{max}} \left| \frac{dN_{z_S}(> S_\nu/\mu)}{dS_\nu} p(\mu) \right| \frac{1}{\mu} d\mu. \quad (17)$$

Here $N_{z_S}(> S_\nu)$ is the intrinsic flux density relation for the source population at redshift z_S . $N_{z_S}(> S_\nu)$ gives the number of sources at redshift z_S having flux greater than S_ν . For the SIS model, the magnification probability distribution is $p(\mu) = 8/\mu^3$. The minimum and maximum total magnifications μ_{min} and μ_{max} in equation (18) depend on the observational characteristics as well as on the lens model. For the SIS model, the minimum total magnification is $\mu_{min} \simeq 2$ and the maximum total magnification is $\mu_{max} = \infty$. The magnification bias \mathcal{B} depends on the differential number-flux density relation $|dN_{z_S}(> S_\nu)/dS_\nu|$. The differential number-flux relation needs to be known as a function of the source redshift. At present redshifts of only a few CLASS sources are known. We, therefore, ignore redshift dependence of the differential number-flux density relation. Following Chae (2002), we further ignore the dependence of the differential number-flux density relation on the spectral index of the source.

An important selection criteria for the CLASS statistical sample is that the ratio of the flux densities of the fainter to the brighter images \mathcal{R}_{min} is ≥ 0.1 . Given such an observational limit, the minimum total magnification for double imaging the adopted model of the lens is [36]:

$$\mu_{min} = 2 \frac{1 + \mathcal{R}_{min}}{1 - \mathcal{R}_{min}}. \quad (18)$$

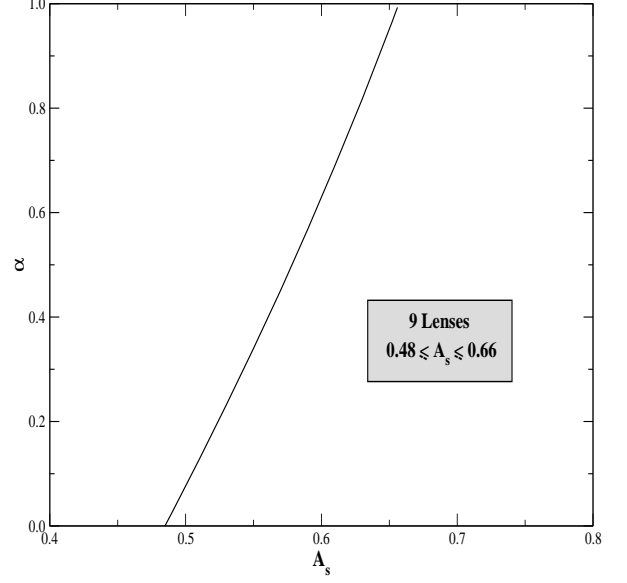


FIG. 1: Contour for 9 lensed radio sources in the parametric space $A_s - \alpha$. While the entire range of α is allowed, the parameter A_s is restricted to the interval $0.48 \leq A_s \leq 0.66$.

Another selection criteria is that the image components in lens systems must have separations ≥ 0.3 arcsec. We incorporate this selection criterion by setting the lower limit of $\Delta\theta$ in equation (16) as 0.3 arcsec.

IV. TESTING CG SCENARIOS AGAINST OBSERVATIONS

The expected number of lensed radio sources is $N_{lens} = \sum P'_i$, where P'_i is the lensing probability of the i^{th} source and the sum is over the entire adopted sample. The expected number of lensed sources is thus a function of the parameters A_s and α . We have done a grid search for those combinations (A_s, α) by fixing $N_{lens} = 9$. In Fig. 1 we show the contour for 9 lensed radio sources in the parametric space $A_s - \alpha$. As can be seen, while the entire range of α is allowed, the parameter A_s is tightly restricted to the interval $0.48 \leq A_s \leq 0.66$. This particular range for A_s is not compatible with the one obtained from the location of the CMB peaks, i.e., $0.78 \leq A_s \leq 0.87$ [16] and is only marginally compatible with the limits from age + SNe performed in Ref. [13]. A comparison between the above interval with the one restricted by age estimates of high- z objects shows that the N_{lens} test for CLASS sample is compatible with the existence of the radio galaxy LBDS 53W091 (3.5 Gyr at $z = 1.55$) which implies $A_s \geq 0.52$ but that it is not in accordance with the existence of the 4.0-Gyr-old radio galaxy 53W069 (at $z = 1.43$) and the 2.0-Gyr-old quasar APM 08279+5255 (at $z = 3.91$) which requires, respectively, $A_s \geq 0.72$ and $A_s \geq 0.82$ [9].

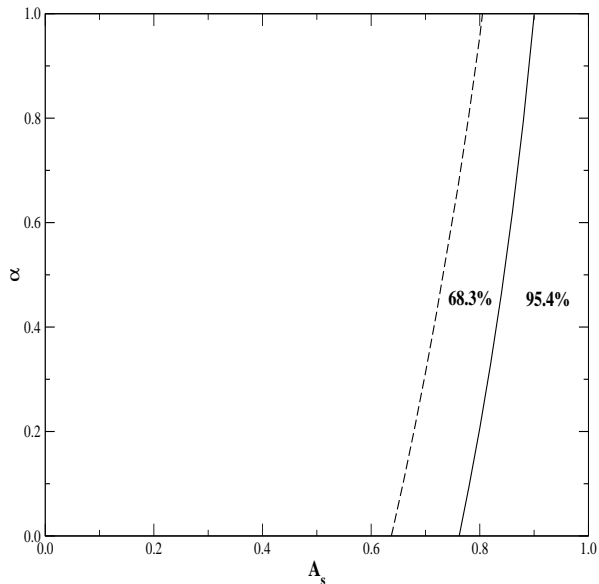


FIG. 2: Confidence regions in the plane $A_s - \alpha$ arising from CLASS lensing statistics. Dashed and solid lines indicates contours of constant likelihood at 68.3% and 95.4% confidence levels, respectively.

The likelihood function for lensing can be written as

$$\mathcal{L} = \prod_{i=1}^{N_U} (1 - P'_i) \prod_{k=1}^{N_L} P'(\Delta\theta). \quad (19)$$

Here N_L is the *observed* number of multiple-imaged lensed radio sources and N_U is the number of unlensed sources in the adopted sample. The results of our analysis for the Cg model are displayed in Figure 2. The contours correspond to 68.3% and 95.4% confidence level (cl) in the (A_s, α) plane. Although the entire range of α is permissible within 68.3% confidence level, the parameter A_s is constrained to be ≤ 0.8 at 68.3% cl and ≤ 0.9 at 95.4% cl. For this analysis the best fit model occurs for $A_s = 0.36$ and $\alpha = 0.35$, which corresponds to an accelerating scenario with a deceleration parameter $q_o = -0.02$ and a total expanding age of $7.33h^{-1}$ Gyr. Although not very restrictive, the constraints on the parameter A_s from the CLASS lensing sample of radio sources are more stringent than those obtained from the optical gravitational lensing surveys for quasars [14]. However, it still limits the parameter α very weakly.

A. Joint analysis with supernova data

In order to perform a joint analysis with CLASS and SNe Ia data sets, we first follow the conventional magnitude-redshift test (see, for example, [43]) and use the SNe Ia data set that corresponds to the primary fit C of Perlmutter *et al.* [1] together with the highest supernova

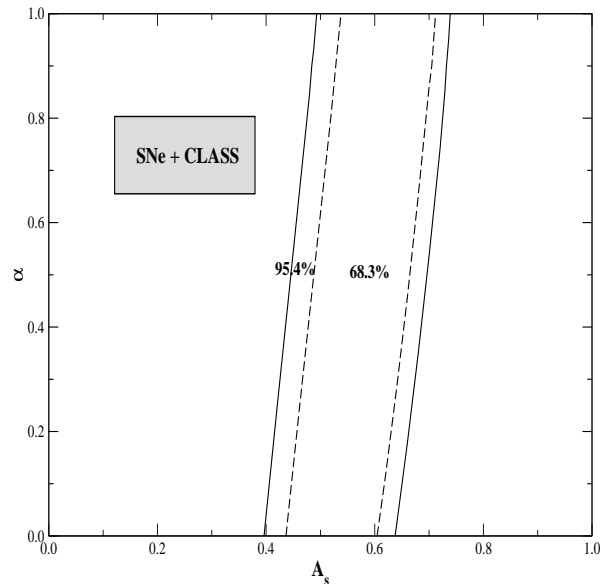


FIG. 3: The likelihood contours in the $\alpha - A_s$ plane for the joint lensing + SNe Ia analysis described in the text. The contours correspond to 68.3% and 95.4% confidence levels.

observed so far, i.e, the 1997ff at $z = 1.755$ and effective magnitude $m^{eff} = 26.02 \pm 0.34$ [44] and two newly discovered SNe Ia, namely, SN 2002dc at $z = 0.475$ and $m^{eff} = 22.73 \pm 0.23$ and SN 2002dd at $z = 0.95$ and $m^{eff} = 24.68 \pm 0.2$ [45]. We thus work with a total of 57 supernovae. The apparent magnitude of a given SNe is related to the luminosity distance d_L by the known relation $m = \mathcal{M} + 5 \log D_L$, where $D_L = H_0 d_L$ and \mathcal{M} is given by the intercept obtained by fitting low redshift data set [46] to $m(z) = \mathcal{M} + 5 \log(cz)$. The value obtained is $\mathcal{M} = -3.325$ and confirms the results of Perlmutter *et al.* [1]. For the sake of completeness, we perform such SNe analysis. The best fit model occurs for $A_s = 0.52$ and $\alpha = -0.2$ with a minimum value of $\chi^2_{\min} = 64.31$ (which corresponds to $\chi^2_{\nu} = 1.17$). When this magnitude-redshift test is combined with CLASS lensing statistics, tighter constraints on the A_s parameter can be obtained. As it was shown in Ref. [13], the index α is highly insensitive to SNe Ia data. Figure 3 shows the result of this joint analysis. For the combined χ^2 analysis we used $\chi^2_{total} = \chi^2_{SNe} - 2 \ln l$, where $l = \mathcal{L}_{lens} / \mathcal{L}_{max}^{lens}$ is the normalized likelihood for lenses. As can be seen, the limits on A_s are more restrictive now than imposed by gravitational lensing statistics of CLASS sample (Fig. 2). Within 68.3% cl, the constraints on the parameter A_s are as follows: $0.39 \leq A_s \leq 0.71$ at 68.3% cl and $0.35 \leq A_s \leq 0.74$ at 95.4% cl. In particular, the best fit model occurs for $A_s = 0.58$ and $\alpha = 0.5$, corresponding to a $7.93h^{-1}$ -Gyr-old, accelerating Universe with a deceleration parameter $q_o = -0.33$.

V. CONCLUSION

A considerable number of observational evidence suggest that the current evolution of our Universe is fully dominated by two dark components, the so-called dark matter and dark energy. The nature of these components, however, is an open and tantalizing mystery at present, and not even if they constitute two separated substances is completely known. In this paper we have investigated some observational predictions of cosmologies driven by an exotic component named generalized Chaplygin gas. These models constitute an interesting possibility of unification for dark matter/energy, where these two dark components are seen as different manifestations of a single fluid (UDME). We have investigated observational constraints from lensing statistics on spatially flat UDME scenarios. Since gravitational lensing statistics constitutes an independent way of constraining cosmological parameters we have used the most recent lensing data, namely, the Cosmic All Sky Survey (CLASS) sample to obtain the 68.3% and 95.4% confidence intervals on the parameters of the Cg equation of state. Our statistical analysis shows that the best fit scenario for these data occurs at $A_s = 0.36$ and $\alpha = 0.35$. At 68.3% cl, the parameter A_s is restricted to be ≤ 0.8 while the entire range of the parameter α is allowed. By

considering the observed number of lensed radio galaxies we tightly constrain the parameter A_s to the interval $0.48 \leq A_s \leq 0.66$. For a joint χ^2 analysis with SNe Ia data we obtain $0.35 \leq A_s \leq 0.74$ at 95.4% cl with the best fit model occurring for $A_s = 0.58$ and $\alpha = 0.5$, which corresponds to an accelerating scenario with a deceleration parameter $q_0 = -0.33$ and total expanding age of $7.93h^{-1}$ Gyr. As has been commented earlier, such results are only marginally consistent with the ones obtained from independent cosmological tests. It means that only with a more general analysis, possibly a joint investigation involving different classes of cosmological data, it will be possible to delimit the $A_s - \alpha$ plane more precisely, as well as to test more properly the consistency of these scenarios as viable possibility of unification for the dark matter and dark energy scenarios.

Acknowledgments

The authors are very grateful to Zong-Hong Zhu for many valuable discussions and a critical reading of the manuscript. JSA is supported by the Conselho Nacional de Desenvolvimento Científico e Tecnológico (CNPq - Brasil) and CNPq(62.0053/01-1-PADCT III/Milenio).

-
- [1] S. Perlmutter *et al.*, *Astrophys. J.* **517**, 565 (1999)
 - [2] A. Riess *et al.*, *Astron. J.* **116**, 1009 (1998)
 - [3] P. de Bernardis *et al.*, *Nature*, **404**, 955 (2000); D. N. Spergel *et al.*, *astro-ph/0302209*.
 - [4] R. G. Calberg *et al.*, *Astrophys. J.* **462**, 32 (1996); A. Dekel, D. Burstein and S. White S., In *Critical Dialogues in Cosmology*, edited by N. Turok World Scientific, Singapore (1997)
 - [5] T. Matos and L. A. Ureña-Lopez, *Class. Quantum Grav.* **17**, L75(2000); *Phys. Rev. D* **63**, 063506 (2001); A. Davidson, D. Karasik and Y. Lederer, *gr-qc/0111107*; Watterich, *Phys. Rev. D* **65**, 123512 (2002); S. Kasuya, *Phys. Lett. B* **515**, 121 (2001); T. Padmanabhan and T. R. Choudhury, *Phys. Rev. D* **66** 081301 (2002). *hep-th/0205055*
 - [6] A. Kamenshchik, U. Moschella and V. Pasquier, *Phys. Lett. B* **511**, 265 (2001)
 - [7] N. Bilić, G. B. Tupper and R. D. Viollier, *Phys. Lett. B* **535**, 17 (2002)
 - [8] M. C. Bento, O. Bertolami and A. A. Sen, *Phys. Rev. D* **66**, 043507(2002)
 - [9] J. S. Alcaniz, D. Jain and A. Dev, *Phys. Rev. D* **67**, 043514(2003); *astro-ph/0210476*
 - [10] M. Bordemann and J. Hoppe, *Phys. Lett. B* **317**, 315 (1993); J. Hoppe, *hep-th/9311059*; R. Jackiw, “(A Particle Field Theorist’s) Lecture on (SupersymmetricNon-Abelian) Fluid Mechanics (and *d*-branes)”, *physics/0010042*; P. F. Gonzalez-Diaz, *Phys. Rev. D* **68**, 021303 (2003); *Phys. Lett. B* **562**, 1 (2003); G. M. Kremer, *Gen. Rel. Grav.*, **35**, 1459 (2003); I. M. Khalatnikov, *Phys. Lett. B* **563**, 123 (2003); A. B. Balakin, D. Pavon, D. J. Schwarz and W. Zimdahl, *astro-ph/0302150*; N. Bilic, R. J. Lindebaum, G. B. Tupper and R. D. Viollier, *astro-ph/0310181*.
 - [11] J. C. Fabris, S. V. B. Goncalves and P. E. de Souza, *astro-ph/0207430*; R. Colistete Jr., J. C. Fabris, S. V. B. Gonçalves, P. E. de Souza, *astro-ph/0303338*;
 - [12] P. P. Avelino, L. M. G. Beça, J. P. M. de Carvalho, C. J. A. P. Martins and P. Pinto, *Phys. Rev. D* **67**, 023511 (2003)
 - [13] M. Makler, S. Q. de Oliveira and I. Waga, *Phys. Lett. B* **555**, 1 (2003)
 - [14] A. Dev, J. S. Alcaniz and D. Jain, *Phys. Rev. D* **67**, 023515(2003); *astro-ph/0209379*
 - [15] P. T. Silva and O. Bertolami, *astro-ph/0303353*
 - [16] M. C. Bento, O. Bertolami and A. A. Sen, *Phys. Rev. D* **67**, 063003(2003); M. C. Bento, O. Bertolami and A. A. Sen, *astro-ph/0303538*; *gr-qc/0305086*.
 - [17] D. Carturan and F. Finelli, *astro-ph/0211626*; L. Amendola, F. Finelli, C. Burigana and D. Carturan, *JCAP*, **0307**, 5 (2003)
 - [18] J. S. Alcaniz and J. A. S. Lima, *astro-ph/0308465*
 - [19] J. V. Cunha, J. A. S. Lima and J. S. Alcaniz, *astro-ph/0306319*
 - [20] V. Sahni, T. D. Saini, A. A. Starobinsky and U. Alam, *JETP Lett.* **77**, 201, (2003)
 - [21] T. Multamaki, M. Manera and E. Gaztanaga, *astro-ph/0307533*; N. Bilic, R. J. Lindebaum, G. B. Tupper and R. D. Viollier, *astro-ph/0307214*
 - [22] H. Sandvik, M. Tegmark, M. Zaldarriaga and I. Waga, *astro-ph/0212114*; R. Bean and O. Dore, *Phys. Rev. D* **68**, 023515 (2003)

- [23] L. M. G Beça, P. P. Avelino, J. P. M. de Carvalho and C. J. A. P. Martins, *Phys. Rev.* **D67**, 101301(R) (2003)
- [24] I. W. A Browne, *et al.*, MNRAS, in press (astro-ph/0211069)
- [25] K. -H. Chae, *et al.*, *Phys. Rev. Lett.*, **89**, 151301 (2002)
- [26] W. L. Freedman *et al.*, *Astrophys. J.*, **553**, 47 (2001)
- [27] S. Burles, K. M. Nollett and M. S. Turner, *Astrophys. J.* **552**, L1 (2001)
- [28] J. C. Fabris, S. V. B. Goncalves, R. de Sá Ribeiro, astro-ph/0307028; P. P. Avelino, L. M. G. Beça, J. P. M. de Carvalho, C. J. A. P. Martins, astro-ph/0307427
- [29] E. L. Turner, J. P. Ostriker and J. R. Gott, *Astrophys. J.*, **284**, 1 (1984)
- [30] M. Fukugita, T. Futamase and M. Kasai, MNRAS, **246**, 24 (1990); E. L. Turner, *Astrophys. J.*, **365**, L43 (1990); M. Fukugita, T. Futamase, M. Kasai and E. L. Turner, *Astrophys. J.*, **393**, 3 (1992);
- [31] C. S. Kochanek, *Astrophys. J.*, **466**, 638 (1996)
- [32] Z. -H. Zhu, *A&A*, **338**, 777 (1998); *Mod. Phys. Lett. A* **15**, 1023 (2000); *Int. J. Mod. Phys. D* **9**, 591 (2000)
- [33] N. Sarbu, D. Rusin and C. -P. Ma, *Astrophys. J.*, **561**, L147 (2001)
- [34] D. Huterer and C. -P. Ma, astro-ph/0307301
- [35] S. T. Myers, *et al.*, MNRAS, in press (astro-ph/0211073)
- [36] K. -H. Chae, (astro-ph/0211244)
- [37] A. Dev, D. Jain, and S. Mahajan, astro-ph/0307441 (2003)
- [38] C. S. Kochanek, *Astrophys. J.*, **419**, 12 (1993)
- [39] P. L. Schechter, *Astrophys. J.*, **203**, 297 (1976)
- [40] S. M. Faber and R. E. Jackson, *Astrophys. J.*, **204**, 668 (1976)
- [41] S. Folkes *et al.*, *Mon. Not. R. Astr. Soc.*, **308**, 459 (1999).
- [42] M. Chiba & Y. Yoshii, *Astrophys. J.*, **510**, 42 (1999).
- [43] M. Goliath, R. Amanullah, P. Astier, A. Goobar and R. Pain, *Astron. Astrop.*, **380**, 6 (2001); D. A. Dicus and W. W. Repko, *Phys. Rev. D* **67**, 083520 (2003); T. Padmanabhan and T. R. Choudhury, MNRAS, **344**, 823 (2003). astro-ph/0212573
- [44] N. Benitez, A. G. Riess, P. E. Nugent, M. Dickinson, R. Chornock and A. V. Filippenko, *Astrophys. J.* **577**, L1 (2002)
- [45] J. P. Blakeslee *et al.*, *Astrophys. J.*, **589**, 693, (2003).
- [46] M. Hamuy, *et al.*, *Astron. J.* **112**, 2391 (1996).
- [47] The Cosmic Lens All Sky Survey (CLASS): <http://www.aoc.nrao.edu/~smyers/class.html>
- [48] The 2dF Galaxy Redshift Survey (2dFGRS): <http://msowww.anu.edu.au/2dFGRS/>
- [49] Sloan Digital Sky Survey: <http://www.sdss.org/>