

Loop quantum gravity effects on inflation and the CMB

Shinji Tsujikawa¹, Parampreet Singh², and Roy Maartens¹

¹Institute of Cosmology and Gravitation, University of Portsmouth, Portsmouth PO1 2EG, UK and

²IUCAA, Ganeshkhind, Pune 411 007, India

(Dated: February 20, 2019)

In loop quantum cosmology, the universe avoids a big bang singularity and undergoes an early kinetic-dominated superinflation phase, with a quantum-corrected Friedmann equation. As a result, an inflation field is driven up its potential hill, thus setting the initial conditions for standard inflation. We show that this effect can raise the inflation high enough to achieve sufficient e-foldings in the standard inflation era. We analyze the cosmological perturbations and show that loop quantum effects can leave a signature on the largest scales in the CMB, with some loss of power and running of the spectral index.

The inflationary paradigm has been very successful, solving various problems in the big bang model of cosmology, and providing a framework for understanding structure formation in the Universe. Recent observational data on the cosmic microwave background (CMB) anisotropies, together with other data, are well accounted for by a simple inflationary model with suitable cold dark matter and dark energy content [1].

However, this simple picture belies a number of fundamental puzzles. In particular, there is the problem of how to explain the initial conditions for successful inflation; for example, with the simple potential,

$$V(\phi) = m^2 \phi^2/2; \quad (1)$$

one requires an initial inflation value $\phi_i > 3M_{\text{Pl}}$. The "eternal inflation" scenario provides an answer to this, relying on the infinite extent of space, but its arguments have been challenged [2]. In any event, whatever the merits of eternal inflation, it is useful to seek alternative explanations and to explore what quantum gravity may tell us about this. Quantum gravity effects above the Planck energy M_{Pl} should be able to set the initial conditions for inflation (or to provide an alternative to inflation with adequate predictive power for structure formation). This is one of the challenges facing candidate theories of quantum gravity.

Results from WMAP also point to a possible loss of power at the largest scales and running of the spectral index. These effects, if confirmed, are difficult to explain within standard slow-roll single-field inflation, and may have roots in Planck scale physics.

Loop quantum gravity (or quantum geometry) is a candidate quantum gravity theory that has recently been applied to early universe cosmology (see [3] for a recent review). It improves on a conventional Wheeler-DeWitt quantization, by discretizing spacetime and thus avoiding the breakdown of the quantum evolution even when the volume becomes zero [4]. This corresponds to the modification of the geometrical density operator, which has eigenvalues [5]

$$d_j(a) = D(q)a^3; \quad q = a^2/a^2; \quad a^2 = \frac{\hbar^2}{p_1^2} j(j+3); \quad (2)$$

where a is the scale factor, \hbar_{Pl} is the Planck length, (0.13) is the Barbero-Immirzi parameter and j is a half-integer (> 1 in order to study evolution by an effective matter Hamiltonian [5]). The quantum correction factor for the density is

$$D(q) = (8\pi^2)^6 q^{3/2} f[(q+1)^{11/4} - \hbar_{\text{Pl}}^{11/4}] / [11q(q+1)^{7/4} \text{sgn}(q-1) \hbar_{\text{Pl}}^{7/4} j^6]; \quad (3)$$

In the classical limit we recover the expected behaviour of the density, while the quantum regime shows a radical departure from classical behaviour:

$$a/a = d_j a^3; \quad (4)$$

$$a/a = d_j (12\pi^2)^6 (a/a)^{15} a^3; \quad (5)$$

So d_j remains finite as $a \rightarrow 0$, unlike in conventional quantum cosmology, thus evading the problem of the big-bang singularity.

In loop quantum cosmology, a scalar field with potential $V(\phi)$ in a flat Friedmann-Robertson-Walker background is described by the Hamiltonian [5]

$$H = a^3 V(\phi) + d_j p^2/2; \quad p = d_j^{-1} \dot{\phi}; \quad (6)$$

where p is the canonically conjugate momentum to ϕ . This gives rise to an effective Friedmann equation for the Hubble rate $H = \dot{a}/a$,

$$H^2 = (8\pi^2/3) [V(\phi) + D^{-1} \dot{\phi}^2/2]; \quad (7)$$

together with the modified Klein-Gordon equation

$$\ddot{\phi} + [3H + D \dot{\phi}] \dot{\phi} = -D V'(\phi); \quad (8)$$

The quantum corrected Raychaudhuri equation follows from Eqs. (7) and (8),

$$\ddot{H} = -4 \frac{\hbar^2}{p_1^2} D^{-1} [D \dot{\phi} - (6H \dot{D})]; \quad (9)$$

In the quantum limit, Eq. (5) shows that the kinetic terms dominate the potential terms in Eqs. (7) and (8), and this leads to:

$$\dot{H} \sim a^{12}; \quad a/\dot{a} \sim (\hbar_{\text{Pl}})^{2/11}; \quad (10)$$

where ϕ is conformal time. Since $D = (H \dot{\phi}) = 15$ for $a = a_*$, we have $H = 6 \frac{\dot{\phi}}{a} D^{-1} > 0$ from Eq. (9). Quantum effects thus drive super-inflationary expansion [5]. However, this can not yield sufficient e-folds to overcome the flatness and horizon problems in the absence of the inflation potential.

In the quantum regime, $a < a_*$, when d_j behaves as a positive power of a , the first term on the right of Eq. (8) acts like an anti-friction term and pushes the inflaton up the hill. The strong dominance of the kinetic term over the potential term means not only that the mechanism is robust to a change in $V(\phi)$, but also that it dominates over gradient terms in $V(\phi)$.

With the growth in a , the eigenvalue d_j eventually behaves as in Eq. (4). The first term on the right of Eq. (8) then behaves as a friction term, but it takes some time before this term halts the motion of ϕ , since the initial quantum push is very strong. Then the field begins to roll down the potential from its maximum ϕ_{\max} , initiating a standard slow-roll inflationary stage.

We assume the inflaton is initially at the minimum of its potential. Initial small quantum fluctuations are sufficient to start the process of raising the inflaton up the hill. Strong kinetic effects will rapidly overwhelm the quantum fluctuations. We assume these fluctuations are constrained by the uncertainty principle, $j \Delta \phi > 1$, so that

$$j \Delta \phi > 10^3 M_{\text{pl}}^3 (a_i = a_*)^{12} j^{3/2} : \quad (11)$$

We take $a_i = a_{\text{pl}}^{-1}$ (for $a_i = a_{\text{pl}}^{-1}$, space is discretized and we cannot use the smooth dynamical equations above). The sign of $\Delta \phi$ determines whether the inflaton just moves further up the hill (for $\Delta \phi > 0$) or returns to $\phi = 0$ and then is pushed up (for $\Delta \phi < 0$).

In order to make this qualitative description more precise, consider the simple potential, Eq. (1). Large-scale CMB anisotropies require that $\phi_{\max} = M_{\text{pl}} > 3$ and $m = M_{\text{pl}} 10^6$ [6]. We find that loop quantum effects can produce a large enough ϕ_{\max} even for very small $i = M_{\text{pl}}$ and $\Delta \phi = M_{\text{pl}}^2$ [satisfying the uncertainty constraint, Eq. (11)]. The results are shown in Figs. 1 and 2.

In the quantum regime ($a < a_*$), the energy density of the universe is dominated by the kinetic energy of the inflaton. Since $D = q^{15/2} 1$ for $q = 1$ in Eq. (7), the Hubble rate can take large values even if $\dot{\phi}^2$ is small. As seen in the inset of Fig. 1, the Hubble rate increases for $a < a_*$ due to the growth of the kinetic term in Eq. (7).

By Eq. (9), super-inflation ends when $D = (6H \dot{\phi}) = 1$. We find numerically that this term quickly goes to zero just after the Hubble maximum. Figure 1 also shows the short non-inflationary phase ($a < 0$) while the field continues rolling up. The second stage of inflation begins as the inflaton approaches its maximum ($\dot{\phi} = 0$). Since $d_j(a) = a^3$ at this stage, this is standard chaotic inflation, followed by conventional reheating when the inflaton oscillates.

In Fig. 2 we plot the maximum value ϕ_{\max} reached

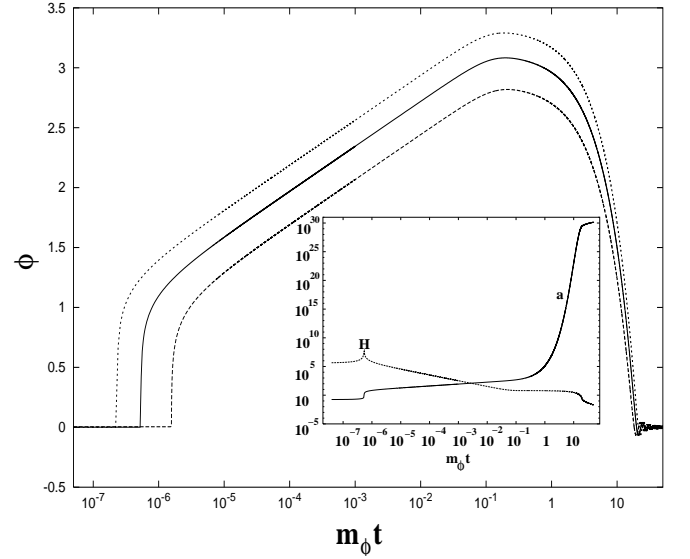


FIG. 1: Evolution of the inflaton (in Planck units). We set $\Delta \phi = (m M_{\text{pl}}) = 2$, with $m = M_{\text{pl}} = 10^6$, and choose $i = M_{\text{pl}}$ as the minimum value satisfying the uncertainty bound, Eq. (11), i.e. $i = M_{\text{pl}} 10^{12} j^{15/2}$. The solid curve has $j = 100$, the upper dashed curve has $j = 75$, and the lower dashed curve has $j = 125$. Inset: Evolution of the scale factor and Hubble rate with the same parameters as the solid curve for $j = 100$.

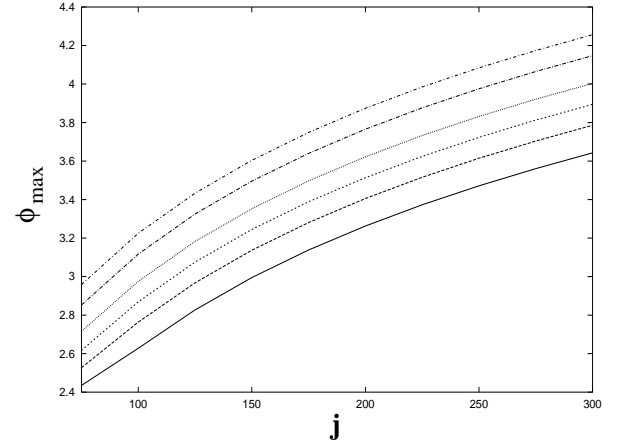


FIG. 2: The maximum reached by ϕ (in Planck units) as a function of j . From top to bottom, the curves correspond to initial conditions $\Delta \phi = (m M_{\text{pl}}) = 5; 2.5; 1; 0.5; 0.25; 0.1$ and $i = M_{\text{pl}}$ is taken as the minimum value satisfying the uncertainty bound, Eq. (11). An increase (decrease) in j and $\Delta \phi$ leads to an increase (decrease) in the number of e-folds.

via quantum gravity effects, for various values of j and $\Delta \phi$. Sufficient inflation (> 60 e-folds) requires $\phi_{\max} > 3M_{\text{pl}}$ and Fig. 2 shows this is possible for a wide range of parameters. An increase in j decreases q and $d_j(a)$, thereby yielding larger H and $\dot{\phi}$, and so increasing the number of e-folds.

Loop quantum effects can therefore in principle set the initial conditions for successful slow-roll inflation. A fur-

the question is whether any observational signature of the first phase of quantum gravity in inflation survives the second phase of classical inflation. The violation of the slow-roll condition around $\epsilon = 0$, which is peculiar to this scenario, can lead to some suppression of the power spectrum at large scales and running of the spectral index, provided that $m_{\text{ax}} \ll t_s$, where t_s is the time when the largest cosmological scales are generated. If $m_{\text{ax}} \gg t_s$, i.e. if quantum gravity effects drive the inflation far up the hill, then cosmological scales are generated well into the classical era and there is no loop quantum signature in the currently observed CMB.

For scalar perturbations the spacetime metric in an arbitrary gauge is [7]

$$ds^2 = -(1 + 2A)dt^2 - a(t)B_{,i}dx^i dt + a^2(t)[(1 + 2')_{ij} + 2E_{,ij}]dx^i dx^j; \quad (12)$$

The Lagrangian for the inflation corresponding to the Hamiltonian in Eq. (6) is

$$L = a^3 [V(\phi) + D^{-1} \epsilon^2]; \quad (13)$$

where D depends on ϕ and ϵ through Eq. (7). For this Lagrangian it is convenient to choose the uniform field gauge [8], $\epsilon = 0$. The curvature perturbation is $R = \delta\phi/\phi$ in this gauge, and is determined by

$$Q'' + sk^2 Q = 0; \quad (14)$$

where $z = a\phi$ ($\phi = \phi_0 e^{Ht}$), $Q = zR$, $s = 1 - D/(6H\dot{\phi})$, k is the comoving wavenumber, and a prime denotes d/dt .

When the evolution of the background is $z \propto t^b$ and s is a positive constant, the spectrum can be given analytically. In this case $z''/z = b^2$, with $b = (1 - \epsilon)$, and the solution of Eq. (14) is a superposition of Hankel functions [9]

$$Q = \int_0^\infty \frac{h}{j-2} c_1(k) H^{(1)}_j(x) + c_2(k) H^{(2)}_j(x); \quad (15)$$

where $x = \sqrt{b} k j$ and $\epsilon = b + 1 = 4$. The coefficients satisfy $j_2^2 - j_1^2 = 1$. The solution with $c_2 = 1$ and $c_1 = 0$ corresponds to the Minkowski vacuum state in the small-scale limit ($k \rightarrow 0$). We can rely on this solution as long as s does not change rapidly. In our case $s \rightarrow 1$ after the Hubble maximum.

In the large-scale limit ($k \rightarrow 0$), $H^{(1;2)} / \int_0^\infty \frac{h}{j-2} dk$, which yields the spectrum of curvature perturbations

$$P_R = k^3 h^2 \int_0^\infty \frac{h}{j-2} dk^2 / k^{3/2} / k^{n-1}; \quad (16)$$

with spectral index

$$n = 4 \frac{P}{4b+1}; \quad (17)$$

For slow-roll inflation, this recovers the standard result $n = 1 + 6 + 2\epsilon$, where ϵ and η are slow-roll parameters [6]. For the potential (1) this yields

$$n = 1 - \frac{1}{2} (M_{\text{pl}}/M)^2; \quad (18)$$

which is a slightly red-tilted spectrum.

The amplitude of the power spectrum generated in slow-roll inflation is [6] $P_R = (H^4/2) \dot{\phi}^2|_{k=aH}$. In the loop quantum scenario, ϕ changes direction after it climbs up the potential hill to its maximum, $\epsilon = 0$. It was shown in Ref. [10] that the spectrum of curvature perturbations is not divergent even at $\epsilon = 0$, when the standard formula breaks down and should be replaced by

$$P_R = (9H^6/V^2) \dot{\phi}^2|_{k=aH} = (9H^6/m^2) \dot{\phi}^2|_{k=aH}; \quad (19)$$

This appears to correspond to the replacement of ϵ in the standard formula by the slow-roll velocity $\epsilon = V/(3H\dot{\phi})$, but Eq. (19) is valid even at $\epsilon = 0$ when the slow-roll approximation breaks down [10].

Using Eq. (19), the spectral index becomes

$$n = 1 + (1 - \epsilon)^{-1} [6 - 2\epsilon/(H\dot{\phi})]; \quad (20)$$

where $\epsilon = H^2/\dot{\phi}^2$, which vanishes at $\epsilon = 0$ and thus leads to a scale-invariant spectrum at the turn-over of the inflation. This modification of the spectral index around $\epsilon = 0$ is a distinct feature of the loop quantum scenario. The formula (20) reduces to the standard one in the slow-roll region ($j \rightarrow j_{\text{H}} \rightarrow j$), since $\epsilon = V/(3H\dot{\phi})$ and $j \rightarrow 1$.

When the field climbs up the potential hill ($\epsilon \rightarrow 0$), we have $n < 1$ by Eq. (20). Therefore the spectrum begins to grow toward large scales for the modes which exit the Hubble radius during the transient regime. However the power spectrum is close to scale-invariant as long as ϵ is close to zero. We should also mention that there exists a short non-inflationary phase after the Hubble maximum (see Fig. 1) during which the variation of ϵ is strong. Since the evolution of the background is not characterized by $z \propto t^b$ at this stage, we can not use the formula (17). However the fluctuations in this non-inflationary phase are not of relevance, since the standard causal mechanism for the generation of perturbations does not operate.

The spectral index can be expanded as

$$n(k) = n(k_0) + [n(k_0) - 2] \ln(k/k_0) + \dots; \quad (21)$$

where $\epsilon = (dn/d \ln k)|_{k=aH}$ and k_0 is some pivot wavenumber. In our case the spectral index changes rapidly around the region $\epsilon = 0$, which leads to larger running compared to the slow-roll regime. This means that it is not a good approximation to use a constant running in the whole range of the potential-driven inflation. For example one has $n = 0.964$ and $\epsilon = 0.005$ at $k = 3M_{\text{pl}}$ from Eq. (18). We find numerically that the running becomes stronger around $\epsilon = 0$, with minimum value $\epsilon = 0.06$.

Consider a scenario in which the spectral index grows rapidly towards 1 around $k = 3M_{\text{pl}}$, corresponding to the pivot scale $k = 10^3 \text{ Mpc}^{-1}$. One can express n in this region in terms of the average value, i.e., $n(k) = n(k_0) +$

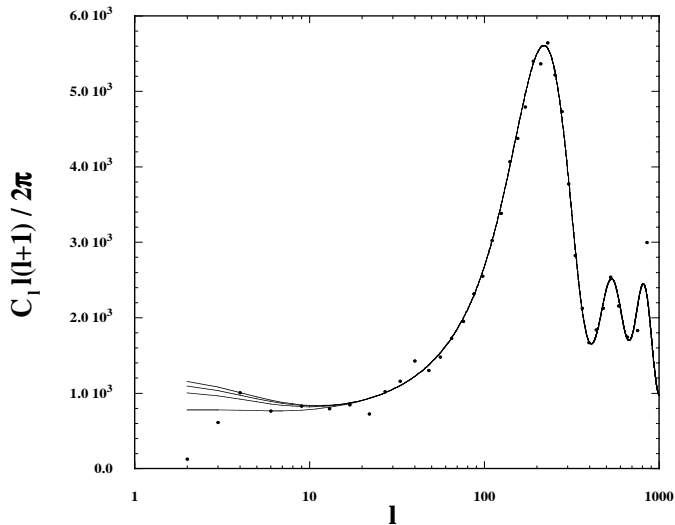


FIG. 3: The CMB angular power spectrum with loop quantum inflation effects. From top to bottom, the curves correspond to (i) no loop quantum era (standard slow-roll chaotic inflation), (ii) $\epsilon = 0.04$ for $k < k_0 = 2 \cdot 10^3 \text{ Mpc}^{-1}$, (iii) $\epsilon = 0.1$ for $k < k_0$, and (iv) $\epsilon = 0.3$ for $k < k_0$. There is some suppression of power on large scales due to the running of the spectral index.

($\epsilon=2$) $\ln(k=k_0)$. Then we obtain $n(k) \approx 1$ at $k \approx 0.1k_0$ for $\epsilon = 0.04$. This behavior was found numerically, and leads to a larger spectral index around the scale $k \approx 10^4 \text{ Mpc}^{-1}$, compared to the standard slow-roll chaotic inflationary scenario.

In Fig. 3 the CMB power spectrum is plotted for several values of ϵ for $k < k_0$, and with the average running $\epsilon = 0.005$ for $k > k_0$. In standard chaotic inflation $j < 0.01$ around $3M_{\text{Pl}}$, in which case it is difficult to explain the running with $\epsilon = 0.07^{+0.050}_{-0.052}$ around the scale $k \approx 10^3 \text{ Mpc}^{-1}$ reported by the WMAP team [1]. In the loop quantum inflation scenario it is possible to explain this running of the power spectrum due to the existence of the non-slow-roll region ($\epsilon > 0$) that follows loop quantum inflation (provided that the loop quantum inflation does not push the inflation too high up its potential hill. (If the e-folds in slow-roll inflation are greater than 60, then the CMB power spectrum does not carry a loop quantum signature.) Although strong suppression

of power around the multipoles $l \approx 2; 3$ is difficult to obtain unless $\epsilon < 0.3$, it is quite intriguing that the loop quantum scenario can provide a possible way to explain the observationally supported running of the spectrum, with some loss of power on large scales.

In the loop quantum super-inflationary era (a), we have a negative constant value $s = -3/2$ in Eq. (14). This indicates a negative instability, i.e., $Q \propto \exp(-\int \epsilon dk/k)$, for modes inside the Hubble radius. The growth of the fluctuations during this phase would quickly become nonlinear, and Eq. (17) would yield a strongly blue-tilted spectrum, $n \approx 1.73$, if standard perturbation theory were applicable. But standard quantization using the Bunch-Davies vacuum is not valid due to the negative sign of s . Further analysis requires an understanding of the quantization of metric perturbations in loop quantum gravity.

In summary, we have shown that loop quantum effects can drive the inflation from equilibrium up its potential hill, and can thus in principle set correct initial conditions for successful standard inflation. Loop effects may also leave an imprint on the CMB on the largest scales, if the inflation is not driven too far up its potential hill. This is possible in particular for very small initial fluctuations in the inflation and its velocity, compatible with the uncertainty principle, Eq. (11). We note that entropy arguments in a Universe with late-time de Sitter phase may limit the number of e-folds in inflation to be < 65 [11]. By analyzing the dynamics and perturbations in the non-slow-roll regime, we showed that the loop quantum effects lead to a running of the spectral index, with some loss of power on the largest scales. It should be noted that a similar loss of power on the largest scales can also be obtained via string theoretic scenarios (see Ref. [12] and references therein). It would be interesting to distinguish between the different cosmological effects predicted by loop quantum gravity and string theories, using future high-precision observations.

Acknowledgements We thank B. Bassett, M. Bojwald, N. Dadhich, D. Jatkar and M. Sami for very useful discussions. S.T. is supported by JSPS (No. 04942), P.S. by CSIR, R.M. by PPARC. P.S. thanks the Institute of Cosmology & Gravitation for support for a visit during which this work was initiated.

[1] D.N. Spergel et al., *Astrophys. J. Suppl.* **148**, 175 (2003).
[2] S.W. Hawking, *astro-ph/0305562*.
[3] M. Bojwald and H.A. Morales-Tecotl, *gr-qc/0306008*.
[4] M. Bojwald, *Phys. Rev. Lett.* **86**, 5227 (2001).
[5] M. Bojwald, *Phys. Rev. Lett.* **89**, 261301 (2002); M. Bojwald and K. Vanderschuer, *Phys. Rev. D* **67**, 124023 (2003).
[6] A.R. Liddle and D.H. Lyth, *Cosmological inflation and large-scale structure*, Cambridge University Press (2000).
[7] V.F. Mukhanov, H.A. Feldman and R.H. Brandenberger, *Phys. Rept.* **215**, 203 (1992).

[8] J.c. Hwang and H. Noh, *Phys. Rev. D* **65**, 023512 (2002).
[9] C. Cartier, J.c. Hwang and E.J. Copeland, *Phys. Rev. D* **64**, 103504 (2001); S.T. Suijckawa, R. Brandenberger and F. Finelli, *Phys. Rev. D* **66**, 083513 (2002).
[10] O. Seto, Y. Yokoyama and H. Kodama, *Phys. Rev. D* **61**, 103504 (2000).
[11] T. Banks and W. Fischler, *astro-ph/0307459*.
[12] S.T. Suijckawa, R. Maartens and R. Brandenberger, *Phys. Lett. B* **574**, 141 (2003).