

Testing Lorentz Non-Invariance with GRB021206

Steven E. Boggs,* Cornelia B. Wunderer, Kevin Hurley, and Wayne Coburn
Space Sciences Laboratory, University of California, Berkeley, CA 94720-7450
 (Dated: May 22, 2019)

Since the discovery of the cosmological origin of GRBs there has been growing interest in using these transient events to probe the quantum gravity energy scale in the range 10^{16} – 10^{19} GeV, up to the Planck mass scale. This energy scale can manifest itself through a measurable modification in the electromagnetic radiation dispersion relation for high energy photons originating from cosmological distances. We have used data from the gamma-ray burst (GRB) of 6 December 2002 (GRB021206) to place an upper bound on the energy dispersion of the speed of light. The limit on the first-order quantum gravity effects derived from this single GRB indicate that the energy scale is in excess of 1.3×10^{17} GeV. We discuss a program to further constrain the energy scale by systematically studying such GRBs.

PACS numbers: 98.70.Rz, 03.30.+p, 04.60.-m

The general quantum-gravity picture of the vacuum is of a gravitational medium containing microscopic quantum fluctuations on size scales comparable to the Planck length. A number of approaches to quantum gravity (noncommutative geometry, loop quantum gravity) have independently been demonstrated to modify the electromagnetic dispersion relation [1, 2], suggesting that first- or second-order spontaneous violation of Lorentz invariance at high photon energies might be a general signature of quantum gravity phenomenology [3]. The effects of this dispersion (reduced propagation speeds at high energies) are expected to be very small, unless the signals travel over very large distances. The magnitude of this *in vacuo* dispersion is set by an assumed energy scale, E_{QG} , which characterizes the size scale of quantum gravitational effects:

$$v = \frac{\partial E}{\partial p} \simeq c(1 - \xi \frac{E}{E_{QG}} - \mathcal{O}(\frac{E}{E_{QG}})^2), \quad (1)$$

where $\xi = \pm 1$, but commonly assumed positive [4]. E_{QG} is generally assumed to be on the order of the Planck mass ($E_P \sim 10^{19}$ GeV); however, theoretical work has suggested that this energy scale can be as low as 10^{16} GeV [5], or even as low as 10^3 GeV [6]. (Note, however, Lorentz invariance was preserved in both of these models.) With the discovery that GRBs are at cosmological distances [7], it was identified GRBs could be sensitive to effective energy scales as high as the Planck mass [1]. GRBs can combine high energy photons, millisecond time variability, and very large source distances – making it possible to search for time delays in GRB lightcurves as a function of energy.

The dispersion relation in Eqn. 1 leads to a first-order differential time delay for signals of energy E traveling

from a source at cosmological distance z given by [8]:

$$\frac{\partial t}{\partial E} \simeq \frac{1}{H_o E_{QG}} \int_0^z \frac{dz}{h(z)}, \quad (2)$$

where t is the photon arrival time,

$$h(z) \equiv \sqrt{\Omega_\Lambda + \Omega_M(1+z)^3}, \quad (3)$$

and $\Omega_\Lambda = 0.71$, $\Omega_M = 0.29$, $H_o = 72 \text{ km s}^{-1} \text{ Mpc}^{-1}$ are the current best estimates of the cosmological parameters [9]. In some quantum gravity models, the first-order differential time delays vanish, and a second-order delay in E_{QG} remains. In this case, we would find [8]:

$$\frac{\partial t}{\partial E} \simeq \frac{2E}{H_o E_{QG}^2} \int_0^z \frac{(1+z)dz}{h(z)}. \quad (4)$$

These time delays hold for any astrophysical source, not just GRBs, so several high energy sources exhibiting time variability have been used to set a lower limit on E_{QG} for first-order corrections to the dispersion. Pulsed emission from the Crab Pulsar in the GeV photon range has been used to set a lower limit of $E_{QG} > 1.8 \times 10^{15}$ GeV [10]. Initial analysis of GRB timing in the MeV photon range for bursts at known redshifts set a lower limit of 10^{15} GeV [11], while a more detailed wavelet analysis extended this limit to 6.9×10^{15} GeV [8]. TeV observations of flares in the active galactic nucleus Mkn 421 increased this limit to 6×10^{16} GeV [12]. The current limit using this method is set at 8.3×10^{16} GeV by observations of GRB930131 [13]. A separate method based on modifications of the opacity of the universe due to E_{QG} has set a limit 2.6×10^{17} GeV by observations on the absorption of TeV γ -rays emitted by blazars [4].

Here we report on the limits set on E_{QG} from GRB021206, an especially bright burst with a hard spectrum extending well into the MeV range. While the time profile for GRB021206 was quite complex below 2 MeV, at higher energies it exhibited a single, fast flare of photons extending to energies above 10 MeV with a duration of $\simeq 15$ ms. The broad spectral range measured and the

*Also at Department of Physics, University of California, Berkeley.;
 Electronic address: boggs@ssl.berkeley.edu

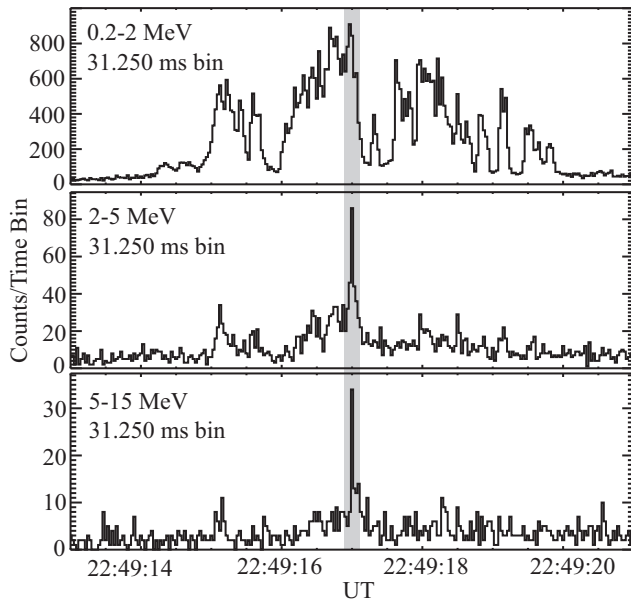


FIG. 1: RHESSI lightcurve of GRB021206 in three energy bands, spanning 0.2-15 MeV.

relatively short duration of this flare allow us to constrain the lower limit on E_{QG} higher than previous limits using this method, comparable to the lower limit set by absorption methods.

We used the Reuven Ramaty High Energy Solar Spectroscopic Imager (RHESSI) [14] to make these γ -ray observations of GRB021206. RHESSI has an array of nine large volume (300 cm^3 each) coaxial germanium detectors with high spectral resolution, designed to study solar X-ray and γ -ray emission (3 keV – 17 MeV). RHESSI has high angular resolution ($2''$) in the 1° field of view of its optics; however, the focal plane detectors are unshielded, open to the whole sky. Thus, while chances are small that RHESSI will see a GRB in its imaging field of view, it measures them frequently in the focal plane detectors themselves, providing the energy and 1- μs timing of each measured photon.

Prompt γ -ray emission from GRB021206 was detected with RHESSI on 2002 December 6.951 UT (Fig. 1). This GRB was also observed [15] with the Interplanetary Network (IPN). Refined measurements by the Ulysses and RHESSI spacecraft indicate that it had a 25-100 keV fluence of $4.8 \times 10^{-4} \text{ erg cm}^{-2}$, making this an extremely bright GRB. The IPN localized [16, 17] GRB021206 to a 8.6 square arcminute error ellipse located 18° from the Sun. This solar proximity precluded optical afterglow observations at the time of the GRB; however, a candidate radio source was located using the VLA [18]. Follow up optical observations have yet to measure the redshift of the GRB host galaxy; however, we can estimate the redshift (the “pseudo-redshift”) from the GRB spectral properties alone to be $z \simeq 0.3$ [19]. Incidentally, γ -ray emission from this burst was discovered to be highly linearly polarized using the RHESSI data [20].

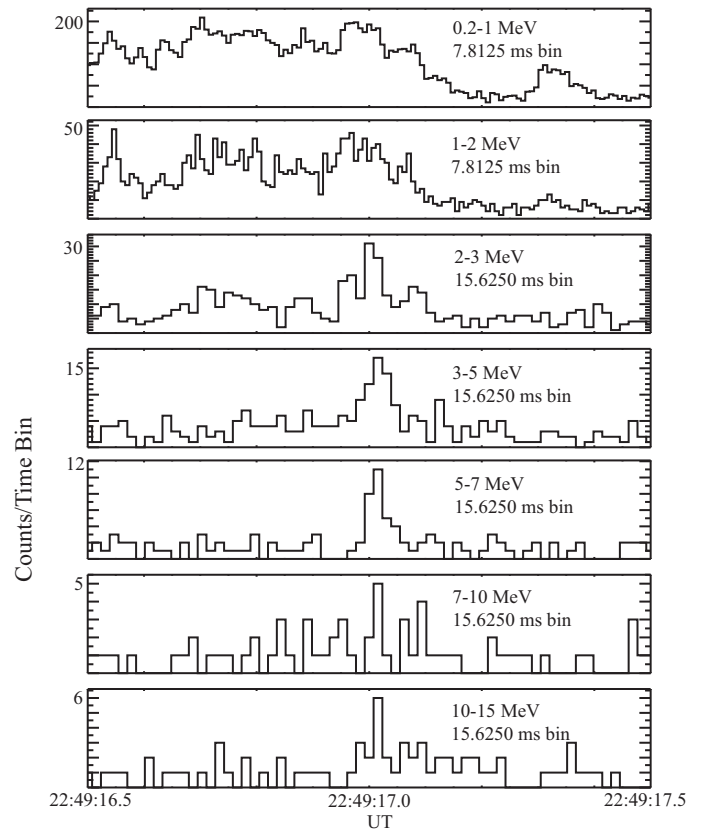


FIG. 2: Expanded view of the GRB021206 lightcurve in six energy bands spanning 1-15 MeV at the time of the high energy flare.

Fig. 1 shows the GRB lightcurve divided into 3 energy bins from 0.2–15 MeV. The fast flare seen so clearly in the lightcurves above 3 MeV begins to mix with lower-energy flares below 3 MeV. The 1–2 MeV range is the lowest energy band where this flare is resolved, though at these energies it is surrounded by a number of neighboring peaks. We can not rule out unresolved flares < 2 MeV contributing to this peak. Below 1 MeV, this feature is completely lost in the noise of the other low energy flares comprising the complicated lightcurve. Therefore, we focus this analysis on the 1–15 MeV energy range. For each of the energy bands shown in Fig. 2, we analyzed the peaks with two separate methods to determine the peaking time of the flare in each band. The first method was to bin the event data into the histogrammed light curves shown in Fig. 2, and then fit the flare to a gaussian profile in order to characterize the peaking time and the uncertainty. The second method was to use the event data directly, and to determine the average time and standard deviation for all events in a 50 ms time window centered on the short flare. These two methods placed comparable limits on the dispersion, and in Fig. 3 we show the results from averaging the results of these two separate analysis techniques.

From the 1–15 MeV data, we can determine the best-fit

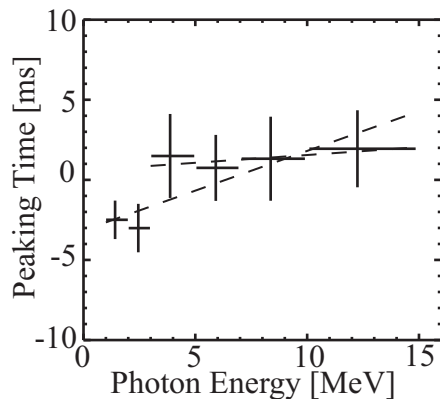


FIG. 3: The measured time dispersion of GRB021206 as a function of energy.

dispersion of the photon arrival times,

$$\frac{\Delta t}{\Delta E} = 0.50 \pm 0.22 \text{ s GeV}^{-1} \quad (1 - 15 \text{ MeV}). \quad (5)$$

While this fit is consistent with zero time delays at only a 5% confidence level, we consider this measurement to be an upper limit on the actual dispersion. From the peaking times plotted in Fig. 3, we can see that the measured slope is strongly affected by the 1–2 MeV and 2–3 MeV data points, and we can not preclude the possibility that an additional unresolved flare at energies < 3 MeV is biasing these two points to earlier peaking times. Therefore, we also performed a fit of the dispersion for just the data > 3 MeV. This fit yields:

$$\frac{\Delta t}{\Delta E} = 0.10 \pm 0.41 \text{ s GeV}^{-1} \quad (3 - 15 \text{ MeV}). \quad (6)$$

Both the 1–15 MeV fit and the 3–15 MeV fit are consistent with a 95% confidence upper limit on the dispersion of

$$\frac{\Delta t}{\Delta E} < 0.9 \text{ s GeV}^{-1}. \quad (7)$$

Given our upper limit on the time dispersion and the estimated source redshift, we can calculate the limit on E_{QG} for first-order dispersion effects from Eqn. 2. This yields a lower limit of $E_{QG} > 1.3 \times 10^{17}$ GeV. For second-order dispersion effects from Eqn. 3, we can set a lower limit of $E_{QG} > 4.7 \times 10^7$ GeV.

A reliable measurement of E_{QG} will require a systematic study of the dispersion as a function of source redshift in order to separate out any residual GRB source geometry or emission mechanism effects that can bias the results. The ideal instrument to study E_{QG} using GRBs would have coverage to high energies (≥ 10 MeV), and fine time resolution (≤ 0.1 ms). RHESSI, designed to study solar flares in the 3 keV – 17 MeV range with $1 \mu\text{s}$ photon timing, provides a unique, all-sky GRB monitor for these studies. RHESSI nicely complements the HETE-2 and upcoming Swift missions [21, 22], which are able to localize GRBs for follow-up redshift determinations, but do not have the spectral range for these studies. We have established a program to study the high energy timing of bursts seen in the RHESSI detectors, with a goal of further constraining E_{QG} . The best GRBs for this will have the high energy emission as seen in GRB021206 and, ideally, even faster flare peaks. A reliable measure of E_{QG} will require a careful study of dispersions as a function of redshift, in order to separate quantum-gravity effects from timing delays due to potential source geometry and/or emission mechanism effects.

Acknowledgments

The authors are grateful O. Ganor and J. Greiner for useful discussions, and to D. Frail for his persistence in localizing this GRB. KH is grateful for Ulysses support under JPL Contract 958056.

-
- [1] G. Amelino-Camelia et al., *Nature (London)* **393**, 319 (1998).
 - [2] G. Amelino-Camelia (2003), arXiv:gc-qc/0305057.
 - [3] S. Sarkar, *Mod. Phys. Lett. A* **17**, 1025 (2002).
 - [4] G. Amelino-Camelia et al. (2002), gc-qg/0212002.
 - [5] E. Witten, *Nucl. Phys. B* **471**, 135 (1996).
 - [6] N. Arkani-Hamed, S. Dimopoulos, and G. Dvali, *Phys. Rev. D* **59**, 086004 (1999).
 - [7] J. van Paradis et al., *Nature (London)* **386**, 686 (1997).
 - [8] J. Ellis et al., *Astron. Astrophys.* **402**, 409 (2003).
 - [9] D. N. Spergel et al. (2003), astro-ph/0302209.
 - [10] P. Kaaret, *Astron. Astrophys.* **345**, L32 (1999).
 - [11] J. Ellis et al., *Astrophys. J.* **535**, 139 (2000).
 - [12] S. D. Biller et al., *Phys. Rev. Lett.* **83**, 2108 (1999).
 - [13] B. E. Schaefer, *Phys. Rev. Lett.* **82**, 4964 (1999).
 - [14] R. P. Lin et al., *Sol. Phys.* (2003), in press.
 - [15] K. Hurley et al. (2002), GCN Circ. 1727.
 - [16] K. Hurley et al. (2002), GCN Circ. 1728.
 - [17] K. Hurley et al. (2003), GCN Circ. 2281.
 - [18] D. Frail et al. (2003), GCN Circ. 2280.
 - [19] J.-L. Atteia (2003), arXiv:astro-ph/0304327.
 - [20] W. Coburn and S. E. Boggs, *Nature (London)* **423**, 415 (2003).
 - [21] N. A. Gehrels, *SPIE* **4140**, 42 (2000).
 - [22] G. R. Ricker et al., in *Gamma-Ray Burst and Afterglow Astronomy 2001*, *AIP Conf. Proc.* (2001), vol. 662, p. 3.