

High energy cosmic-rays: puzzles, models, and giga-ton neutrino telescopes

E. Waxman

Physics Faculty, Weizmann Institute, Rehovot, Israel

Abstract. The existence of cosmic rays of energies exceeding 10^{20} eV is one of the mysteries of high energy astrophysics. The spectrum and the high energy to which it extends rule out almost all suggested source models. The challenges posed by observations to models for the origin of high energy cosmic rays are reviewed, and the implications of recent new experimental results are discussed. Large area high energy cosmic ray detectors and large volume high energy neutrino detectors currently under construction may resolve the high energy cosmic ray puzzle, and shed light on the identity and physics of the most powerful accelerators in the universe.

Keywords. cosmic rays, neutrinos, gamma-ray bursts

PACS Nos 96.40.Tv, 98.70.Rz, 98.70.Sa, 14.60.Pq

1. Introduction

Fig. 1 presents a schematic description of the spectrum and composition of cosmic rays observed at Earth [1]. At low energies, ~ 1 GeV per particle, the flux is dominated by protons. The average particle mass increases with energy and the composition becomes dominated by heavy nuclei at $\sim 10^6$ GeV per particle, where the spectrum also becomes steeper. At still higher energy, $\sim 10^{10}$ GeV, the spectrum and composition change again: the spectrum becomes harder (flatter) and there is strong evidence that the composition becomes lighter, likely dominated by protons. It therefore appears that a new source of cosmic rays comes to dominate above 10^{19} eV. Since heavy nuclei of energies $\lesssim 10^{18}$ eV are confined by the Galactic magnetic field, it is believed that cosmic rays of energy $< 10^{19}$ eV are of Galactic origin. This view is supported by the (small but statistically significant) enhancement, observed below 10^{19} eV, of cosmic ray flux from the direction of the Galactic plane. Protons of energy $> 10^{19}$ eV are not confined by the Galactic magnetic field, and the isotropic distribution of cosmic rays above 10^{19} eV therefore suggests that the flux is dominated at these energies by an extra-Galactic source of protons.

The origin of the highest energy, $> 10^{19}$ eV, cosmic rays (UHECRs) is a mystery. As explained in §2., the high energies observed rule out almost all candidate sources. The situation is further complicated by the interaction of high energy protons with microwave background photons. As explained in §3., this interaction limits the propagation of protons of energy $> 10^{20}$ eV to $\lesssim 100$ Mpc, and there are no exceptionally bright sources that may be suspected as UHECR sources within such a distance from Earth. More over,

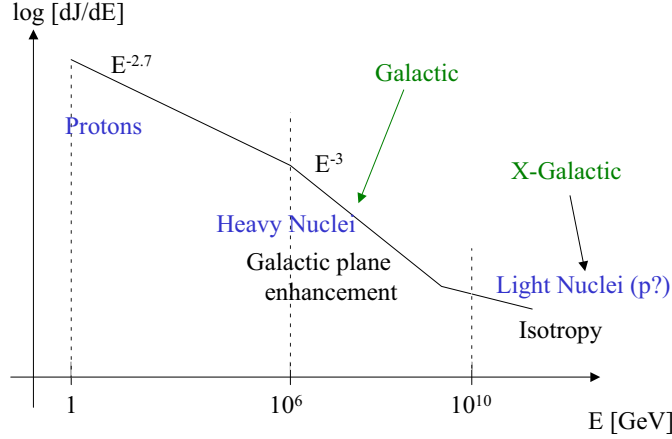


Figure 1. A schematic description of the differential spectrum and of the composition of cosmic rays observed at Earth.

it is not clear whether or not the expected "GZK suppression" [2] of UHECR flux above $\sim 5 \times 10^{19}$ eV, due to interaction with microwave background photons, is observed. These difficulties have led to the suggestion that modifications of the basic laws of physics are required in order to account for the existence of UHECRs. Such suggestions are discussed in detail in a separate contribution to these proceedings [3]. The present contribution focuses on the discussion of possible solutions to the UHECR puzzle, which do not invoke modifications to the basic laws of physics. In §4. we discuss the gamma-ray burst (GRB) model for UHECR production and some of its predictions, which may be tested with gigaton neutrino telescopes. A more detailed discussion of the model and its predictions for planned UHECR and neutrino detectors may be found in [4]. Some general comments on the role that neutrino telescopes may play in resolving the UHECR puzzle are given in §5.. Our main conclusions are summarized in §6..

2. Acceleration: General considerations and candidate sources

A detailed discussion of particle acceleration is beyond scope of this talk. However, the essence of the challenge can be understood using the following simple argument. Consider an astrophysical source driving a flow of magnetized plasma, with characteristic magnetic field strength B and velocity v . Imagine now a conducting wire encircling the source at radius R , as illustrated in fig. 2. The potential generated by the moving plasma is given by the time derivative of the magnetic flux Φ and is therefore given by $V = \beta BR$ where $\beta = v/c$. A proton which is allowed to be accelerated by this potential drop would reach energy

$$E_p \sim \beta \epsilon$$

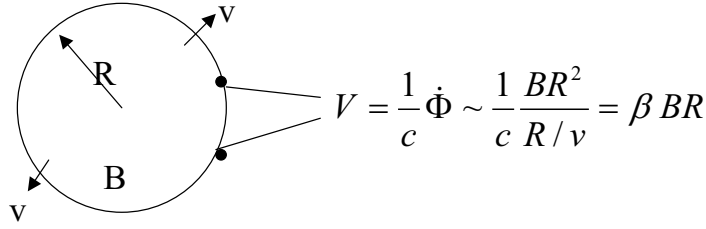


Figure 2. Potential drop generated by an outflow of magnetized plasma.

outflow, where $\Gamma \equiv (1 - \beta^2)^{-1/2} \gg 1$. In this case, the proton is allowed to be accelerated only over a fraction of the radius R , comparable to R/Γ . To see this, one must realize that as the plasma expands, its magnetic field decreases, so the time available for acceleration corresponds, say, to the time of expansion from R to $2R$. In the observer frame this time is R/c , while in the plasma rest frame it is $R/\Gamma c$. Thus, a proton moving with the magnetized plasma can be accelerated over a transverse distance $\sim R/\Gamma$. This sets a lower limit to the product of the magnetic field and source size, which is required to allow acceleration to E_p ,

$$BR > \Gamma E_p / e\beta. \quad (1)$$

Figure 3 shows B and R for various objects. GRBs are the only type of sources which safely satisfies the basic requirement of eq. 1. Active galactic nuclei (AGN) appear in two places: as "AGNs", where acceleration is considered near the central source (massive black hole) which drives the outflow, and as "Radio Galaxies", where acceleration is considered in regions of the flow far away from the central object, where interaction with surrounding gas leads to radio emission. Acceleration to high energy near the central source is impossible due to the high density of photons, which leads to rapid energy loss of protons by photo-production of pions. Acceleration in galaxy clusters is impossible since the flows there are characterized by $\beta \leq 10^{-2.5}$.

Eq. 1 also sets a lower limit to the rate L at which energy should be generated by the source. The magnetic field carries with it an energy density $B^2/8\pi$, and the flow therefore carries with it an energy flux $> vB^2/8\pi$ (some energy is carried also as plasma kinetic energy), which implies $L > vR^2B^2$. Using eq. 1 we find

$$L > \frac{\Gamma^2}{\beta} \left(\frac{E_p}{e} \right)^2 c = 10^{45.5} \frac{\Gamma^2}{\beta} \left(\frac{E_p}{10^{20}\text{eV}} \right)^2 \text{ erg/s}. \quad (2)$$

Only two types of sources are known to satisfy this requirement. The brightest steady sources are active galactic nuclei (AGN). For them Γ is typically between 3 and 10, implying $L > 10^{47}\text{erg/s}$. This is marginally satisfied by the brightest AGN. The brightest transient sources are GRBs. For these sources $\Gamma \simeq 10^{2.5}$ implying $L > 10^{50.5}\text{erg/s}$, which is satisfied since the typical observed MeV-photon luminosity of these sources is $L_\gamma \sim 10^{52}\text{erg/s}$.

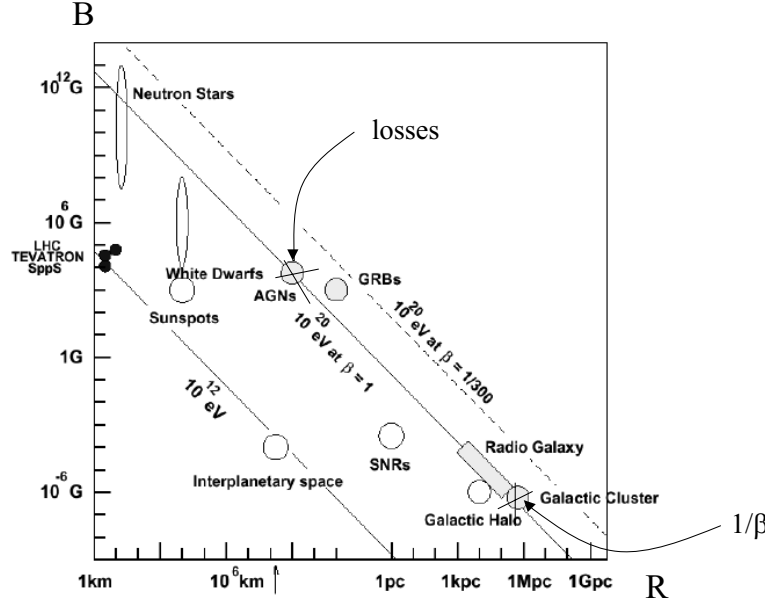


Figure 3. "Hillas plot" [5]. The magnetic field strength and size of different objects. In order to allow proton acceleration to E_p , sources must satisfy eq. 1.

It was recognized early on ([5] and references therein) that while highly magnetized neutron stars may lie above the required line in the "Hillas plot" (fig. 3), it is hard to utilize the potential drop in their electro-magnetic winds for proton acceleration to ultra-high energy. The mechanisms recently proposed for acceleration in "magnetars" ([6] and references therein) also face serious difficulties. In [6], for example, the electro-magnetic wind must penetrate through a supernova envelope shell without losing energy to acceleration of the shell and without "contaminating" the wind with baryons. The mechanism by which such penetration may be achieved is unclear.

3. Propagation: The GZK suppression

3.1 Interaction with microwave background photons

As illustrated in Fig. 4, high energy protons may interact with cosmic microwave background photons to produce pions. In each interaction of this type, the proton loses a fraction $\sim m_\pi/m_p$ of its energy. The threshold energy requirement, $E_p E_\gamma \gtrsim m_p m_\pi c^4$ where E_p and E_γ are the proton and photon energies respectively, implies that protons of energy $E_p > 10^{20}$ eV may interact with almost all of the $T = 2.7^\circ$ K background photons, while protons of lower energy may interact only with the tail of the Planck distribution. Thus, the energy loss distance, $\lambda_E(E_p)$, drops rapidly with energy in the range of 0.5×10^{20} eV to 3×10^{20} eV (see Fig. 4).

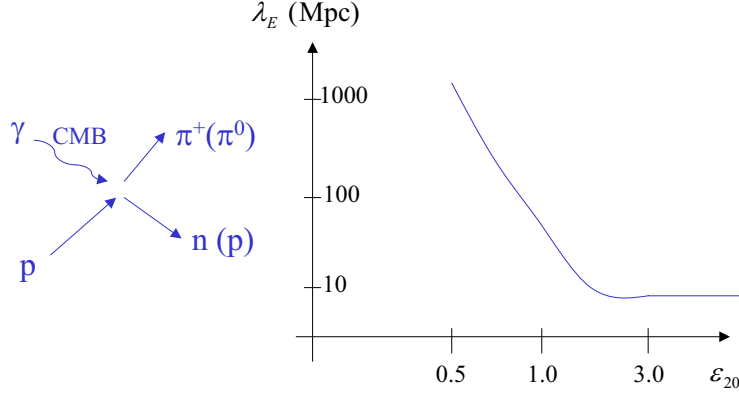


Figure 4. Schematic description of the strong reduction of the energy loss distance, λ_E , of high energy protons, due to pion production interactions with microwave background photons. E_{20} is the proton energy in units of 10^{20} eV.

The rapid drop of $\lambda_E(E_p)$ with increasing E_p has two major consequences. First, it effectively limits the distance out to which sources may contribute to the UHECR flux above 10^{20} eV to less than ~ 100 Mpc, a small distance on cosmological scale. In particular, there is no AGN bright enough to satisfy the constraint of Eq. 2 with this distance. This appears to rule AGN as the sources of UHECRs. This difficulty may be avoided by assuming the existence of “dead AGN” [7], massive black holes in nearby galaxies that produce UHECRs without producing almost any light. The difficulty here is that even if a small fraction of the energy output is converted to electron, rather than to proton, acceleration, the resulting radiation field may inhibit proton acceleration (through energy loss to pion production). The implications of the distance limit to GRBs are discussed in detail in [4].

The second implication is that for any homogeneous distribution of sources of UHECRs, the drop of $\lambda_E(E_p)$ with increasing E_p will strongly suppress the flux above $\sim 0.5 \times 10^{20}$ eV: At lower energies, sources out to distances ~ 1 Gpc, comparable to the size of the observable Universe, may contribute to the flux, while at higher energies only local, nearby sources contribute to the flux. This suppression of the flux, usually named the “GZK suppression,” is generic to all models where UHECRs are protons produced by a homogeneous distribution of extra-Galactic sources. The question of whether or not such suppression is present in the data is therefore extremely important. The analysis below, aimed at answering this question, follows that of ref. [8], where interested readers may find more details.

3.2 Analysis of current data

In order to address the question of the presence or absence of a GZK suppression, we must adopt a model for the intrinsic spectrum produced by the UHECR sources (which is subsequently modified by the GZK effect). We assume that extra-galactic protons in the

energy range of 10^{19} eV to 10^{21} eV are produced by cosmologically-distributed sources at a rate and spectrum given by

$$E_p^2 \frac{d\dot{N}_p}{dE_p} \approx 0.6 \times 10^{44} \text{ erg Mpc}^{-3} \text{ yr}^{-1} \phi(z). \quad (3)$$

An energy spectrum similar to the assumed $dN/dE_p \propto E_p^{-2}$ has been observed for both non-relativistic [1] and relativistic [9] shocks. It is believed to be due to Fermi acceleration in collisionless shocks [1,9], although a first principles understanding of the process is not yet available. The normalization of $0.6 \times 10^{44} \text{ erg Mpc}^{-3} \text{ yr}^{-1}$ is chosen to account for the observed flux. $\phi(z)$ accounts for redshift evolution ($\phi(z=0) = 1$). Motivated by the GRB model (§ 4.), we have assumed that $\phi(z)$ follows the evolution of the star-formation rate. The spectrum above 10^{19} eV is only weakly dependent on $\phi(z)$ since proton energy loss limits their propagation distance. For the heavy nuclei component dominating at lower, $< 10^{19}$ eV, energy we take the Fly's Eye experimental fit [10],

$$\frac{dN}{dE} \propto E^{-3.50}. \quad (4)$$

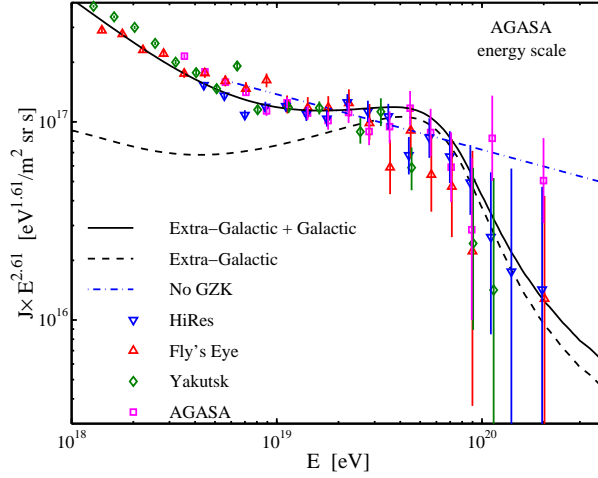


Figure 5. Model versus data. The solid curve shows the energy spectrum derived from the two-component model discussed in § 3.2. The dashed curve shows the extra-Galactic component contribution. The "No GZK" curve is an extrapolation of the $E^{-2.75}$ energy spectrum derived for the energy range of 6×10^{18} eV to 4×10^{19} eV [1]). Data taken from [11]. AGASA's energy scale was chosen.

Figure 5 demonstrates that model predictions are in good agreement with the data of all experiments in the energy range 10^{19} eV to 10^{20} eV¹. Above 10^{20} eV, the Fly's Eye, HiRes

¹As explained in detail in [8], the various experiments are consistent with each other when system-

and Yakutsk experiments are in agreement with each other and the model. However, the eight AGASA events with energies greater than 10^{20} eV disagree with the prediction of the cosmological model. The Fly's Eye, Yakutsk and HiRes experiments have a combined exposure three times that of the AGASA experiment. The exposures above 10^{20} eV are, in units of $10^3 \text{ km}^2 - \text{yr} - \text{sr}$: AGASA (1.3), Fly's Eye (0.9), Yakutsk (0.9), and HiRes (2.2). Together, Fly's Eye, Yakutsk, and Hi-Res observe a total of 6 events above 10^{20} eV (4 events if the Fly's Eye energy scale is chosen).

How significant is the flux suppression observed by Fly's Eye, HiRes and Yakutsk? The differential energy spectrum observed by the various experiments at the energy range of 4×10^{17} eV to 4×10^{19} eV can be fitted by a broken power-law, where the shallower component dominating above $\sim 6 \times 10^{18}$ eV satisfies $J \propto E^{-2.75 \pm 0.2}$. The number of events observed beyond 10^{20} eV by Fly's Eye, HiRes and Yakutsk is at a $> 5\sigma$ deficit relative to the number expected from extrapolation to high energy of the low-energy distribution. Adopting the steepest allowed slope, $J \propto E^{-2.95}$, the observed number of events is at a $> 3.7\sigma$ deficit.

What is the reason for the discrepancy between AGASA and the other experiments above 10^{20} eV? Our analysis shows that the discrepancy is statistically significant. Thus, the discrepancy is most likely due to systematic errors in the estimates of event energies. The Auger detector currently under construction [12] is likely to resolve this issue by combining two different detection methods (ground array and nitrogen fluorescence).

4. GRBs, UHECRs and neutrinos

Gamma-ray bursts (GRBs) are short, typically tens of seconds long, flashes of gamma-rays, carrying most of their energy in > 1 MeV photons. The detection in the past few years of "afterglows", delayed X-ray, optical and radio emission from GRB sources, proved that the sources lie at cosmological distances, and provided strong support for the scenario of GRB production described in fig. 6 [13]. The energy source is believed to be rapid mass accretion on a newly formed solar-mass black hole (or, possibly, neutron star). Recent observations suggest that the formation of the central compact object is associated with type Ib/c supernovae [14].

The energy release drives an ultra-relativistic, $\Gamma \sim 10^{2.5}$, plasma outflow. At a large distance from the central black-hole, internal collisionless shocks within the wind, which arise due to variability in the wind emitted from the central "engine", accelerate electrons to high energy. Synchrotron emission from these shock accelerated electrons is believed to account for the observed γ -rays. At still larger distances, the wind impacts on surrounding medium. Here too, the collisionless shock driven into the ambient gas accelerates electrons, leading to synchrotron emission which accounts for the "afterglow".

atic errors in the absolute energy scale of the events are taken into account. The relative systematic shifts in absolute energy calibration between Fly' Eye and the other experiments, required to bring into agreement the fluxes measured at 10^{19} eV by the different experiments, are $\{-11\%, +7.5\%, -19\%\}$ for $\{\text{AGASA, HiRes, Yakutsk}\}$. All shifts are well within the published systematic errors.

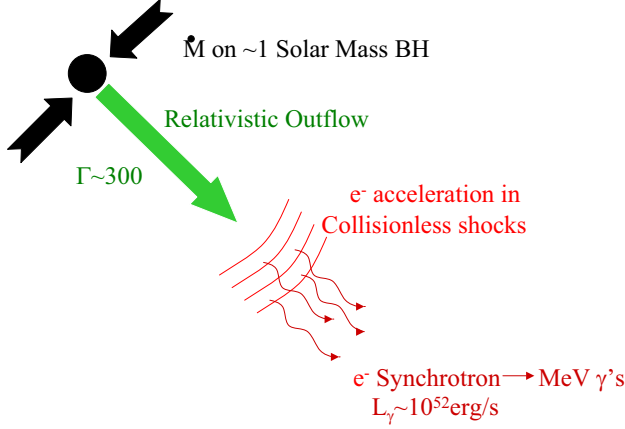


Figure 6. The fireball scenario of GRB production.

Wind property	MeV γ -rays	10^{20} eV protons
u_B/u_e	≥ 0.1	≥ 0.02
Γ	≥ 300	≥ 100
dN/dE	$dN_e/dE_e \propto E_e^{-2}$	$dN_p/dE_p \propto E_p^{-2}$

Table 1. Constraints on GRB wind parameters from photon observations and from the requirement for proton acceleration to 10^{20} eV.

4.1 The association of GRBs and UHECRs

GRBs were suggested to be UHECR sources in [15,16]. The GRB-UHECR association was based in [15] on two major arguments: (i) The constraints imposed on the relativistic wind by requiring that it would produce the observed γ -rays are remarkably similar to those imposed by the requirement that the wind would allow proton acceleration to 10^{20} eV; (ii) The rate (per unit volume) at which energy is generated by GRBs in γ -rays is similar to the rate at which energy should be generated in high energy protons in order to account for the observed UHECR flux.

The constraints on wind parameters are summarized in table 1 (for a pedagogical discussion see [4]). γ -ray observations require the ratio of magnetic field and electron energy densities, u_B/u_e , to exceed 0.1 in order to produce electron synchrotron emission in the MeV range, $\Gamma > 300$ to avoid pair-production by high energy photon which would make the wind opaque, and $dN_e/dE_e \propto E_e^{-2}$ to account for the synchrotron spectrum. Acceleration of protons to 10^{20} eV require $u_B/u_e > 0.02$ to satisfy Eq. 1 (We have seen that this equation implies a lower limit to the luminosity carried by magnetic field, eq. 2, and

since the observed photon luminosity represents the wind luminosity carried by electrons, a lower limit is inferred for the ratio of magnetic and electron luminosity); $\Gamma > 100$ to avoid synchrotron losses of protons on a time scale shorter than the acceleration time, and $dN_p/dE_p \propto E_p^{-2}$ to reproduce the observed UHECR spectrum (see eq. 3).

The fact that similar constraints are obtained from independent arguments, suggests that GRBs and UHECRs are associated. The association is further supported by the similarity of energy generation rates. We have shown in § 3. that the energy generation rate of protons inferred from UHECR observations is given by eq. 3. The energy generation rate of GRBs may be estimated as follows. Assuming that the GRB rate follows the star-formation rate, which is reasonable given the association with type Ib/c supernovae, the local ($z = 0$) GRB rate is $\approx 0.5/\text{Gpc}^3\text{yr}$ [17]. The average MeV γ -ray energy release is $\approx 3 \times 10^{53}$ erg for GRBs with known redshift [18]. The rate of bursts for which redshift is obtained is smaller than the total observed rate by a factor of $\approx 0.7 \times 0.5 = 0.35$. The factor 0.7 is due to the fact that the detection threshold of the BeppoSAX detector that allowed afterglow detection is higher (by a factor ≈ 2) than the threshold of BATSE [19], the detector that provided the data based on which the total rate estimate was derived. The factor of 0.5 is due to the fact that the fraction of bursts for which optical afterglow was detected is ~ 0.5 . Thus, the local ($z = 0$) energy generation rate of GRBs in MeV photons is

$$\dot{\epsilon}_{\gamma[\text{MeV}]} \geq 0.35 \times 3 \times 10^{53} \text{erg} \times 0.5/\text{Gpc}^3\text{yr} = 0.5 \times 10^{44} \text{erg}/\text{Mpc}^3\text{yr}. \quad (5)$$

This rate is similar to the energy generation rate in UHECRs, eq. 3.

4.2 Predictions: High energy neutrinos

Protons accelerated in the fireball to high energy lose energy through photo-meson interaction with fireball photons. The decay of charged pions produced in this interaction results in the production of high energy neutrinos. The key relation is between the observed photon energy, E_γ , and the accelerated proton's energy, E_p , at the threshold of the Δ -resonance. In the observer frame,

$$E_\gamma E_p = 0.2 \text{ GeV}^2 \Gamma^2. \quad (6)$$

For $\Gamma \approx 300$ and $E_\gamma = 1 \text{ MeV}$, we see that characteristic proton energies $\sim 10^{16} \text{ eV}$ are required to produce pions. Since neutrinos produced by pion decay typically carry 5% of the proton energy, production of $\sim 10^{14} \text{ eV}$ neutrinos is expected [20].

The fraction of energy lost by protons to pions, f_π , is $f_\pi \approx 0.2$ [4]. Assuming that GRBs generate the observed UHECRs, the expected GRB muon-neutrino flux may be estimated using eq. 3 [4],

$$E_\nu^2 \Phi_\nu \approx \frac{c}{4\pi} \frac{f_\pi}{4} E_p^2 (d\dot{N}_p/dE_p) t_H \approx 0.3 \times 10^{-8} \frac{f_\pi}{0.2} \text{GeV cm}^{-2} \text{s}^{-1} \text{sr}^{-1}. \quad (7)$$

Here t_H is the Hubble time and the factor $1/4$ multiplying f_π is due to the fact that in photo-production of pions charged and neutral pions are created with roughly equal probability, and when a charged pion decays roughly half its energy is carried by muon neutrinos. This

neutrino spectrum extends to $\sim 10^{16}$ eV, and suppressed at higher energy due to energy loss of pions and muons. Eq. 7 implies a detection rate of ~ 20 neutrino-induced muon events per year (over 4π sr) in a cubic-km detector. Since GRB neutrino events are correlated both in time and in direction with gamma-rays, their detection is practically background free.

High energy neutrinos may be produced also in other stages of fireball evolution. For a detailed discussion see [4,21] and references therein.

5. Giga-ton neutrino detectors and UHECRs

If UHECRs are protons of extra-Galactic origin then, regardless of the nature of their sources, their existence implies the existence of a flux of extra-Galactic high energy neutri-

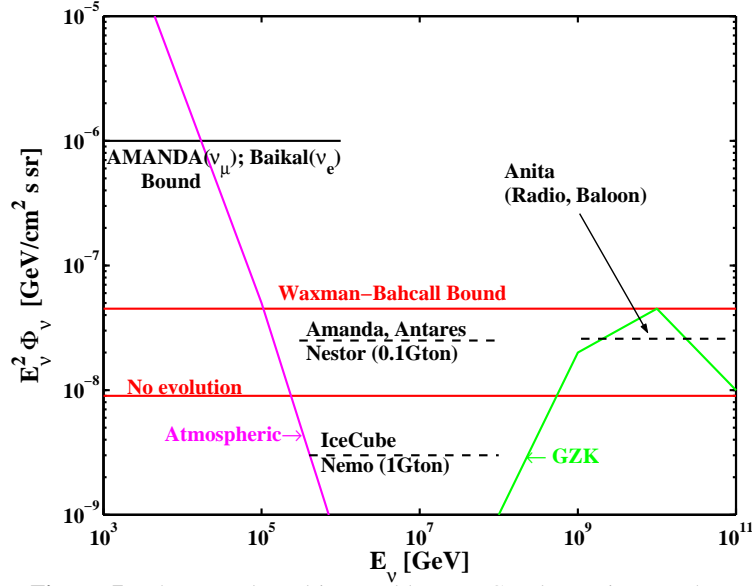


Figure 7. The upper bound imposed by UHECR observations on the extra-Galactic high energy muon neutrino intensity (lower-curve: no evolution of the energy production rate of eq. 3, upper curve: assuming evolution following star formation rate), compared with the atmospheric neutrino background and with the experimental upper bound of BAIKAL [23] and AMANDA [24]. The curve labelled "GZK" shows the intensity due to interaction with micro-wave background photons. Dashed curves show the expected sensitivity of 0.1Gton (AMANDA, ANTARES [25], NESTOR [26]) and 1Gton (IceCube [27], NEMO [28]) Cerenkov detectors, and of the balloon radio experiment ANITA [29].

nos. Such neutrinos are expected to be produced by the decay of charged pions produced in interactions of UHECRs with photons (or nucleons). UHECR observations set an upper limit to the intensity of high energy neutrinos produced in sources where the optical depth to nucleon interaction with photons is not high, i.e. where the average number of photo-production interactions the nucleon undergoes before escaping is not high [22]. This upper

limit is obtained by taking $f_\pi = 1$ in eq. 7, i.e. by assuming that all the UHECR energy is converted to pions. The resulting bound, shown in fig. 7, applies to GRBs and to the observed jets of AGN, which satisfy the requirement of small photo-production optical depth. Sources with large optical depth may exist, and may therefore produce a flux exceeding the bound. However, we have no direct evidence for the existence of such sources.

Fig. 7 demonstrates that the detection (by muon optical Cerenkov detectors) of the expected fluxes in the energy range of 1 TeV to 1000 TeV requires cubic-km (i.e. Gton) scale detectors. The GZK flux (which "touches" the bound at $\sim 10^{19}$ eV because ultra-high energy protons produced at large distances lose all their energy to pion production in interaction with microwave background photons) requires still larger detectors (due to the lower number flux at higher energy). For a more general, yet concise, discussion of high energy neutrino telescopes and their science goals see chapters 2 and 3 of [30]. For more detailed review see [31].

6. Conclusions

Detectors of high energy cosmic-ray and neutrinos currently under construction may allow to identify the sources of UHECRs. Such identification will provide only a partial resolution of the puzzle. A major challenge will remain in understanding the physics of the sources. GRBs and AGN are the most powerful astronomical objects, and are likely candidates for the production of ultra-high energy protons and neutrinos. In both, the energy source is likely to be mass accretion onto a black hole, leading to relativistic outflows. The models describing these objects are largely phenomenological, and major open questions remain regarding the underlying physics. Data from the new experiments may allow to resolve some of these open questions.

High energy neutrinos are expected to be produced in astrophysical sources by the decay of charged pions, which lead to the production of muon and electron neutrinos. However, if the atmospheric neutrino anomaly has the explanation it is usually given, oscillation to ν_τ 's with mass ~ 0.1 eV [32], then one should detect equal numbers of ν_μ 's and ν_τ 's. Up-going τ 's, rather than μ 's, would be a distinctive signature of such oscillations. Since ν_τ 's are not expected to be produced, looking for τ 's would be an "appearance experiment."

Detection of neutrinos from GRBs could be used to test the simultaneity of neutrino and photon arrival to an accuracy of ~ 1 s, checking the assumption of special relativity that photons and neutrinos have the same limiting speed. These observations would also test the weak equivalence principle, according to which photons and neutrinos should suffer the same time delay as they pass through a gravitational potential. With 1 s accuracy, a burst at 1 Gpc would reveal a fractional difference in limiting speed of 10^{-17} , and a fractional difference in gravitational time delay of order 10^{-6} (considering the Galactic potential alone). Previous applications of these ideas to supernova 1987A (see [33] for review), yielded much weaker upper limits: of order 10^{-8} and 10^{-2} respectively.

References

- [1] R. Blandford, D. Eichler: Phys. Rep. 154, 1 (1987); W. I. Axford, Ap. J. Supp. 90, 937 (1994); M. Nagano, A.A. Watson, Rev. Mod. Phys. 72, 689 (2000); T. Abu-Zayyad et al., Astrophys. J. 557, 686 (2001).

- [2] K. Greisen, Phys. Rev. Lett. 16, 748 (1966); G.T. Zatsepin, V.A. Kuzmin, JETP 4, 78 (1966).
- [3] M. Drees, these proceedings; see also P. Bhattacharjee & G. Sigl, Phys. Rep. 307, 109 (2000).
- [4] E. Waxman, in *Physics & Astrophysics of Ultra-High-Energy Cosmic Rays*, Eds. M. Lemoine & G. Sigl (Springer), Lecture Notes in Physics 576, 122 (2001).
- [5] Hillas, A. M. ARA&A 22, 425 (1984).
- [6] Arons, Ap. J. 589, 871 (2003).
- [7] E. Boldt & M. Lowenstein, MNRAS 316, L29 (2000).
- [8] J.N. Bahcall, E. Waxman, Phys. Lett. B 556, 1 (2003).
- [9] J. Bednarz, M. Ostrowski, Phys. Rev. Lett. 80, 3911 (1998); A. Achterberg et al., MNRAS 328, 393 (2001); E. Waxman, Astrophys. J. 485, L5 (1997).
- [10] D.J. Bird et al., Astrophys. J. 424, 491 (1994).
- [11] N. Hayashida et al., Astrophys. J. 522 (1999) 225 and astro-ph/0008102; D.J. Bird et al., Astrophys. J. 424 (1994) 491; J. Hinton et al., Proc. Ultra High Energy Particles from Space, Aspen 2002 (<http://hep.uchicago.edu/~jah/aspen/aspen2.html>); T. Abu-Zayyad et al., astro-ph/0208243; N.N. Efimov et al., in the Proceedings of the International Symposium on Astrophysical Aspects of the Most Energetic Cosmic-Rays, edited by M. Nagano and F. Takahara (World Scientific, Singapore 1991), p. 20.
- [12] <http://www.auger.org/admin/>
- [13] T. Piran, Phys. Rep. 333, 529 (2000); P. Mészáros, ARA&A 40, 137 (2002); E. Waxman, in *Supernovae and Gamma-Ray bursters*, Ed. K. Weiler (Springer), Lecture Notes in Physics 598, 393 (2003).
- [14] T. J. Galama et al., Nature 395, 670 (1998); K. Z.Stanek et al., Ap. J. 591, L17 (2003); J. Hjorth et al., Nature 423, 847 (2003).
- [15] E. Waxman, Phys. Rev. Lett. 75, 386 (1995).
- [16] M. Vietri, Ap. J. 453, 883 (1995); M. Milgrom, & V. Usov, Ap. J. 449, L37 (1995).
- [17] M. Schmidt, Ap. J. 552, 36 (2001).
- [18] J. Bloom et al., ApJ 594, 674 (2003).
- [19] D. Band, Ap. J. 588, 945 (2003).
- [20] E. Waxman & J. N. Bahcall Phys. Rev. Lett. 78, 2292 (1997).
- [21] S. Razzaque, P. Mészáros & E. Waxman, astro-ph/0308239 (2003).
- [22] E. Waxman & J. N. Bahcall, Phys. Rev. D59, 023002 (1999); J. N. Bahcall & E. Waxman, Phys. Rev. D64, 023002 (2001).
- [23] <http://baikal-neutrino.da.ru/>
- [24] <http://amanda.uci.edu/>
- [25] <http://antares.in2p3.fr/>
- [26] <http://www.nestor.org.gr/hena/intro/intro.htm>
- [27] <http://icecube.wisc.edu/>
- [28] <http://nemoweb.lns.infn.it/>
- [29] <http://www.ps.uci.edu/~anita/>
- [30] <http://www.ifae.es/henap/july1.doc>
- [31] F. Halzen & F. Hooper, Rep. Prog. Phys. 65, 1025 (2002).
- [32] D. Casper et al., Phys. Rev. Lett. 66, 2561 (1991); Y. Fukuda et al., Phys. Lett. B335, 237 (1994); Fogli, G. L., & Lisi E., Phys. Rev. D52, 2775 (1995).
- [33] J. N. Bahcall, *Neutrino Astrophysics*, Cambridge University Press (NY 1989), pp. 438–460.