

Constraints on inflation in closed universe

S. A. Pavluchenko

Sternberg Astronomical Institute, Moscow State University, Moscow 119992, Russia

We investigate inflation in closed Friedmann-Robertson-Walker universe filled with the scalar field with power-law potential. For a wide range of powers and parameters of the potential we numerically calculated the slow-roll parameters and scalar spectral index at the epoch when present Hubble scale leaves the horizon and at the end of inflation. Also we compare results of our numerical calculations with recent observation data. This allows us to set a constraint on the power of the potential: $\alpha \lesssim (3.5 \div 4.5)$.

PACS numbers: 98.80.Bp, 98.80.Cq

Inflation, the stage of accelerated expansion of the universe, first proposed in the begin of 1980th ([1]), nowadays attempts a great attention as well. In our previous paper [2] we investigated the generality of inflation for a wide class of quintessence potentials and noted that criteria we used is weak to decide about the inflationarity of the model with given potential. So in this paper we are proceeding with the investigation of closed Friedmann-Robertson-Walker (FRW) models, but using power-law potentials only. In this way we calculate spectral indices, slow-roll parameters and other values on the epoch, when the present Hubble scale leaves the horizon and at the end of inflation, to compare our constraints with early obtained results and with observation data. This allows us to make some constraints on FRW models with scalar field, on potentials of the scalar field and on parameters of these potentials. If one supposes that the same potential describes both the inflation stage in early universe and acceleration nowadays we can compare our constraints with constraints on the quintessence potentials (see e.g. [3, 4] or [5, 6, 7] for review of the problem).

The equations describing the evolution of the universe in closed FRW model are

$$\frac{m_P^2}{16\pi} \left(\ddot{a} + \frac{\dot{a}^2}{2a} + \frac{1}{2a} \right) + \frac{a}{4} \left(\frac{\dot{\phi}^2}{2} - V(\phi) \right) = 0,$$

$$\ddot{\phi} + \frac{3\dot{\phi}\dot{a}}{a} + \frac{dV(\phi)}{d\phi} = 0,$$

and the first integral of the system is

$$\frac{3m_P^2}{8\pi} \left(\frac{\dot{a}^2}{a^2} + \frac{1}{a^2} \right) = \left(V(\phi) + \frac{\dot{\phi}^2}{2} \right),$$

where $m_P = 1/\sqrt{G} = 1.2 \times 10^{19} \text{GeV}$.

And we use the *trigonometrical (angular)* parametrization (ϕ, H) of the space of initial conditions:

$$\frac{3m_P^2}{8\pi} \left(H^2 + \frac{1}{a^2} \right) = m_P^4, \quad H^2 + \frac{1}{a^2} = \frac{8\pi m_P^2}{3}, \quad (1)$$

$$H_0 \in \left[0; \sqrt{\frac{8\pi}{3}} m_P \right);$$

$$V(\phi) + \frac{\dot{\phi}^2}{2} = m_P^4, \quad V(\phi) = m_P^4 \cos^2 \phi,$$

$$\frac{\dot{\phi}^2}{2} = m_P^4 \sin^2 \phi, \quad \phi \in \left[-\frac{\pi}{2}; \frac{\pi}{2} \right].$$

Our method is as follows. Like in [2] we start from the Planck boundary for a given pair of initial conditions (ϕ, H_0) and then numerically calculate the further evolution of the universe through inflation. Also we calculate scalar spectral index and slow-roll parameters during the evolution of the universe. And since the universe becomes flat very quickly due to the inflation, we can use usual determination for scalar spectral index. There are two expressions for it – first order [8] and second order [9] ones and we use second order results for more precise calculations. Also one can express them using *Potential Slow-Roll Approximation* (PSRA) [8, 10] and *Hubble Slow-Roll Approximation* (HSRA) [11] (see [12] for details). Equations for slow-roll parameters are: for PSRA

$$\epsilon_V(\phi) = \frac{m_P^2}{16\pi} \left(\frac{V'(\phi)}{V(\phi)} \right)^2,$$

$$\eta_V(\phi) = \frac{m_P^2}{8\pi} \frac{V''(\phi)}{V(\phi)};$$

for HSRA

$$\epsilon_H(\phi) = \frac{m_P^2}{4\pi} \left(\frac{H'(\phi)}{H(\phi)} \right)^2,$$

$$\eta_H(\phi) = \frac{m_P^2}{4\pi} \frac{H''(\phi)}{H(\phi)};$$

and for n_s respectively:

$$n_s = 1 - 6\epsilon_V + 2\eta_V + \frac{1}{3}(44 - 18c)\epsilon_V^2 + (4c - 14)\epsilon_V\eta_V + \frac{2}{3}\eta_V^2 + \dots, \quad (2)$$

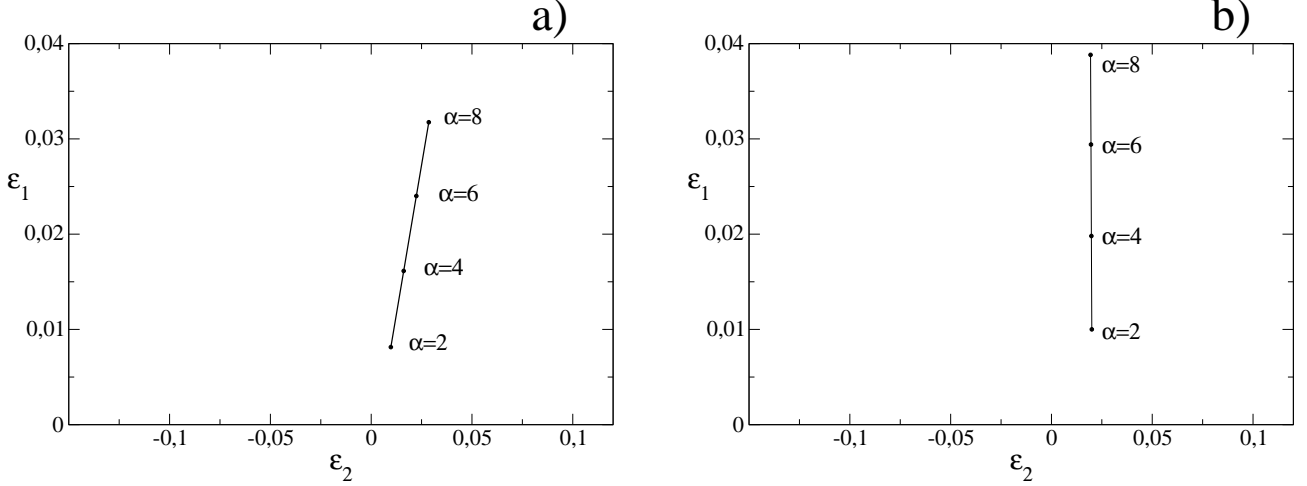


FIG. 1: Positions of models with different powers of power-law potentials on (ϵ_1, ϵ_2) plane in case of $N_{\text{hor}} = 62$ at (a) panel and $N_{\text{hor}} = 50$ at (b) panel.

$$n_s = 1 - 4\epsilon_H + 2\eta_H - 2(1+c)\epsilon_H^2 - \frac{1}{2}(3-5c)\epsilon_H\eta_H - \frac{1}{2}(3-c)\eta_H^2 + \dots, \quad (3)$$

where $c \equiv 4(\ln 2 + b) - 5 \simeq 0.08145$ with Euler-Mascheroni constant b . So we calculate n_s by both these cases and compare them to each other. Also we calculate slow-roll parameters and compare them at the epoch when the present Hubble scale leaves the horizon for different potentials and for different parameters of the potentials.

Since the purpose of our paper is to set constraints on inflation models, we compare results of our numerical calculations with constraints on n_s and other values from experiments. In particular we compare them with results obtained in Ref. [3], so we need to introduce horizon-flow parameters ϵ_1, ϵ_2 (see [13, 14] for more details):

$$\epsilon_1 \simeq \frac{m_P^2}{16\pi} \left(\frac{V'}{V} \right)^2, \quad (4)$$

$$\epsilon_2 \simeq \frac{m_P^2}{4\pi} \left[\left(\frac{V'}{V} \right)^2 - \frac{V''}{V} \right]. \quad (5)$$

To compare our constraints with [3] we need to localize the moment during inflation when the present Hubble scale leaves the horizon. It took place at about 60 e-folds before the end of inflation ([15], see also [16] for details). This value is model-dependent and it depends also on the way of inflation ends so to simplify we use two values for it – 62 as a bound value and 50. And so we calculate all parameters on these two epoches – 62 and 50 e-folds before the end of inflation. For further using we denote this value as N_{hor} .

Power-law potentials are well studied and they lead to "chaotic inflation" [17]. One can really use them as inflation part in potentials like those considered by Peebles

and Vilenkin [18]. They have also attracted attention for some of their properties [19, 20].

We consider power-law potentials of a kind

$$V(\varphi) = \frac{\lambda \varphi^\alpha}{\alpha} = \lambda^* \left(\frac{\varphi}{m_P} \right)^\alpha, \quad (6)$$

and our results are as follows. In Fig. 1 we plotted positions of the models with different powers on (ϵ_1, ϵ_2) plane in case of $N_{\text{hor}} = 62$ at (a) panel and in case of $N_{\text{hor}} = 50$ at (b) panel. By comparison these plots with bounds on (ϵ_1, ϵ_2) plane obtained in [3] from 2dF and WMAP data one can make a constraint on α as $\alpha \lesssim 4.8$ in case of $N_{\text{hor}} = 62$ and $\alpha \lesssim 3.5$ in case of $N_{\text{hor}} = 50$.

Another constraint on power α one can obtain from Fig. 2. In Fig. 2 we plotted the dependence of n_s : calculated in PSRA (see eq. (2)) we denoted as $^{[V]}n_s$ and calculated in HSRA (see eq. (3)) we denoted as $^{[H]}n_s$. Using bounds on n_s [21]: $n_s = 0.99 \pm 0.04$ (WMAP only) and $n_s = 0.97 \pm 0.03$ (WMAP+ACBAR+CBI+2dFGRS+ L_α -forest) one can set a bound $\alpha \lesssim 4.5$ in case of $N_{\text{hor}} = 62$ and $\alpha \lesssim 3.8$ in case of $N_{\text{hor}} = 50$. One can see these two constraints – from n_s and previous one – are close to each other.

Now let us set a constraint on λ^* . To do this one can use results obtained from COBE data in [14]:

$$3 < \frac{V_{\text{infl}}^{1/4}}{10^{15} \text{GeV}} < 29, \quad (7)$$

and we calculate these values at the end of inflation. After defining $K(\alpha) = (\varphi_{\text{end}}/m_P)$ one can obtain $V_{\text{end}} = \lambda^* K^\alpha(\alpha)$ and after substitution (6) to (7):

$$\lambda_2^* < \lambda^* < \lambda_1^*,$$

where

$$\lambda_1^* = 3.4 \times 10^{-11} m_P^4 K^{-\alpha}(\alpha),$$

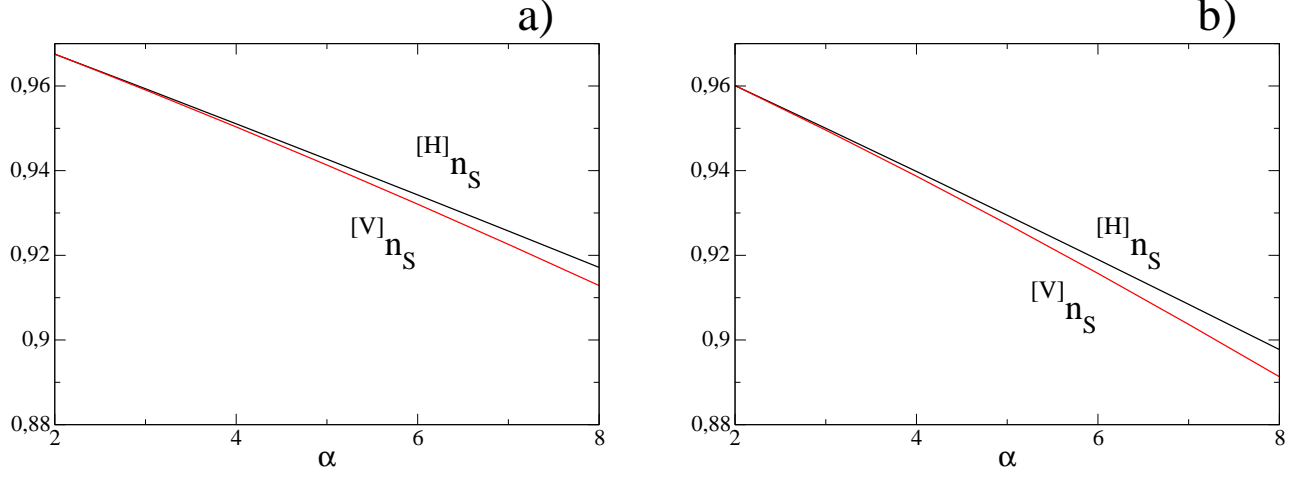


FIG. 2: The dependence of n_s , calculated in PSRA and HSRA (see text for details), on power α in case of $N_{\text{hor}} = 62$ at (a) panel and in case of $N_{\text{hor}} = 50$ at (b) panel.

$$\lambda_2^* = 3.9 \times 10^{-15} m_P^4 K^{-\alpha}(\alpha).$$

One needs to keep in mind the relation between λ and λ^* to recalculate λ^* into λ and inversely:

$$\lambda = \frac{\alpha \lambda^*}{m_P^\alpha}, \quad \lambda^* = \frac{\lambda m_P^\alpha}{\alpha}.$$

Another test, also linked with COBE normalization [22], is about density perturbation spectrum $A_S(k)$:

$$A_S^2(k) = \frac{512\pi}{75} \frac{V^3}{m_P^6 V'^2} \Big|_{k=aH}, \quad (8)$$

and this value is calculated on the epoch when the present Hubble scale leaves the horizon. Also we can define value of the field on this epoch as $\varphi_{\text{hor}} = L(\alpha)m_P$ and so rewrite (8) using (6) as

$$A_S^2 = \frac{512\pi}{75m_P^4} \frac{\lambda^* L^{\alpha+2}(\alpha)}{\alpha^2}.$$

Let us remind the reader that according to COBE data this value is about $A_S \approx 2 \times 10^{-5}$. Using it one can get another estimation for λ^* :

$$\lambda_{A_S}^* = \frac{3 \times 10^{-8} m_P^4 \alpha^2}{512\pi L^{\alpha+2}(\alpha)}.$$

Finally, in Fig. 3 we plotted the dependence of both λ_1^* and λ_2^* on α and the dependence of $\lambda_{A_S}^*$ on α . The range of possible values of λ^* due to eq. (7) ([14]) is between curves λ_1^* and λ_2^* . We plotted $\lambda_{A_S}^*$ for cases $N_{\text{hor}} = 62$ and $N_{\text{hor}} = 50$. One can see from Fig. 3 that in case of $N_{\text{hor}} = 62$ we have a constraint $\alpha \lesssim 3.5$ and in case of $N_{\text{hor}} = 50$ we have a constraint $\alpha \lesssim 4.0$.

So we reached our aim – we set some constraints on power-law potentials and their parameters. We calculated the whole evolution of the universe during inflation for a wide range of initial conditions, parameters of power-law potentials (power α and λ) and set some constraints on power-law potentials and on their parameters. Also we compared our constraints with results obtained from the recent cosmic microwave background (CMB) data and large scale structure (LSS) data [3, 15, 16]. As we noted above for an epoch when the present Hubble scale leaves the horizon we have used two values – 62 e-folds before inflation ends and 50 e-folds. And 62 e-folds is bound value in the sense that other possible values are smaller then 62. We used 50 e-folds namely as an example of such a value and to demonstrate what can happen with n_s , ϵ_1 and other values if we use lower (then 62) number of e-folds before the end of inflation to determine the epoch when the present Hubble scale leaves the horizon. And the result we obtained is: $\alpha \lesssim (3.5 \div 4.5)$. The exact value is very model dependent. It depends on many factors, first on the way of inflation ends – this determines the epoch when the present Hubble scale leaves the horizon. From figures one can see how does it act on the results. Also it depends on the observation data – to make our constraints more precise we need more precise observation data. But even with these uncertainties our constraints are some harder then results obtained from the CMB and LSS data [3, 15, 16].

This work was supported by the Russian Ministry of Industry, Science and Technology through the Leading Scientific School Grant # 2338.2003.2. We would like to thank A.R. Liddle for useful and stimulating discussion and N.Yu. Savchenko for useful discussion and different help in preparing this paper.

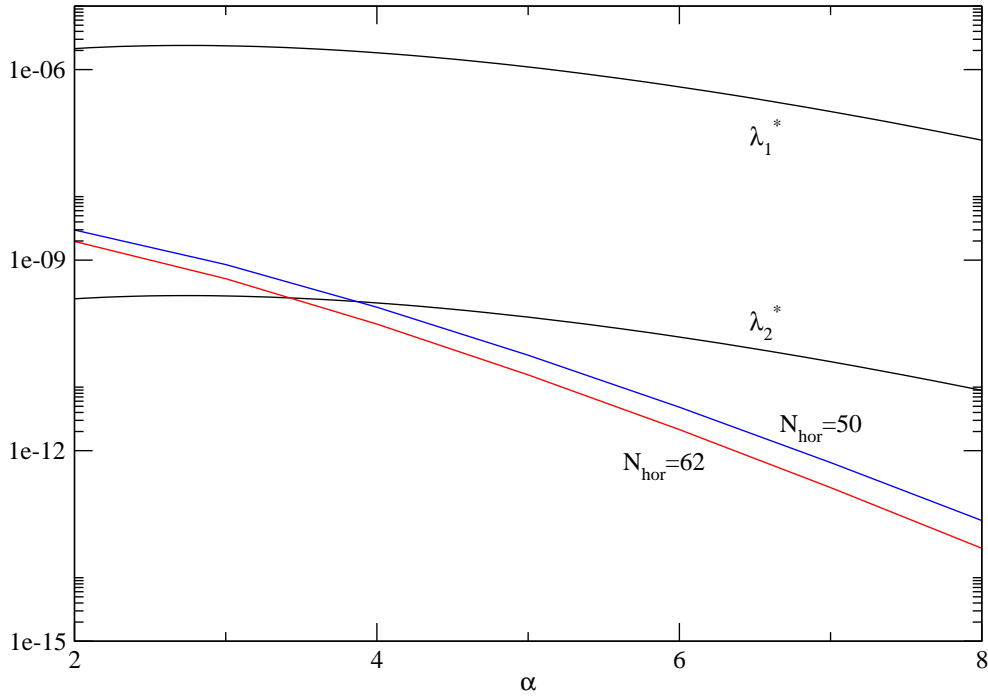


FIG. 3: The dependence of λ_1^* and λ_2^* as well as $\lambda_{A_S}^*$, calculated for $N_{\text{hor}} = 62$ and $N_{\text{hor}} = 50$, on the power α (see text for details).

-
- [1] A.H. Guth, Phys. Rev. D **23**, 347 (1981); A.D. Linde, Phys. Lett. **108B**, 389 (1982); A. Albrecht and P.J. Steinhardt, Phys. Rev. Lett. **48**, 1220 (1982); K. Sato, Mon. Not. R. Astron. Soc. **195**, 467 (1981); A. Starobinsky, Pis'ma A.J. **4**, 155 (1978) [Sov. Astron. Lett. **4**, 82 (1978)].
 - [2] S.A. Pavluchenko, Phys. Rev. D **67**, 103518 (2003). [astro-ph/0304354]
 - [3] S.M. Leach and A.R. Liddle, astro-ph/0306305
 - [4] B. Beisseau *et al.*, Phys. Rev. Lett. **85**, 2236 (2000); T. Saini *et al.*, *ibid.* **85**, 1162 (2000); A. Starobinsky, JETP Lett. **68**, 757 (1998).
 - [5] V. Sahni and A. Starobinsky, Int. J. Mod. Phys. D **9**, 373 (2000). [astro-ph/9904398]
 - [6] V. Sahni, Class. Quantum Grav. **19**, 3435 (2002). [astro-ph/0202076]
 - [7] P.J.E. Peebles and B. Ratra, Rev. Mod. Phys. **75**, 559 (2003). [astro-ph/0207347]
 - [8] A.R. Liddle and D.H. Lyth, Phys. Lett. **291B**, 391 (1992). [astro-ph/9208007]
 - [9] E.D. Stewart and D.H. Lyth, Phys. Lett. **302B**, 171 (1993). [astro-ph/9302019]
 - [10] P.J. Steinhardt and M.S. Turner, Phys. Rev. D **42**, 2162 (1984).
 - [11] E.J. Copeland *et al.*, Phys. Rev. D **48**, 2529 (1993).
 - [12] A.R. Liddle, P. Parsons and J.D. Barrow, Phys. Rev. D **50**, 7222 (1994). [astro-ph/9408015]
 - [13] S.M. Leach *et al.*, Phys. Rev. D **66**, 023515 (2002). [astro-ph/0202094]
 - [14] S.M. Leach and A.R. Liddle, Mon. Not. R. Astron. Soc. **341**, 1151 (2003). [astro-ph/0207213]
 - [15] S. Dobelsson and L. Hui, astro-ph/0305113; A.R. Liddle and S.M. Leach, astro-ph/0305263.
 - [16] A.R. Liddle and D.H. Lyth, Phys. Rept. **231**, 1 (1993). [astro-ph/9303019]
 - [17] A.D. Linde, Phys. Lett. **129B**, 177 (1983).
 - [18] P.J.E. Peebles and A. Vilenkin, Phys. Rev. D **59**, 063505 (1999).
 - [19] A.R. Liddle and R.J. Scherrer, Phys. Rev. D **59**, 023509 (1999).
 - [20] C. Kolda and D.H. Lyth, Phys. Lett. **458B**, 197 (1999).
 - [21] D.N. Spergel *et al.*, Astrophys. J. Suppl. **148**, 175, (2003). [astro-ph/0302209]
 - [22] E.F. Bunn, A.R. Liddle and M. White, Phys. Rev. D **54**, 5917 (1996); E.F. Bunn and M. White, Astrophys. J. **480**, 6 (1997).