

Restless Quasar Activity: From *BeppoSAX* to *Chandra* and XMM-*Newton*

C. Vignali,^a * A. Comastri^a and W.N. Brandt^b

^aINAF-Osservatorio Astronomico di Bologna, Via Ranzani, 1, 40127 Bologna, Italy

^bDepartment of Astronomy and Astrophysics, The Pennsylvania State University, 525 Davey Lab, University Park, PA 16802, USA

We briefly review some of the progress made in the last decade in the study of the X-ray properties of the quasar population from the luminous, local objects observed by *BeppoSAX* to the large, rapidly increasing population of $z > 4$ quasars detected by *Chandra* and XMM-*Newton* in recent years.

1. Introduction

Over the last decade *ASCA* and *BeppoSAX* have significantly improved our knowledge of the X-ray properties of Active Galactic Nuclei (AGNs), especially at low redshifts, thanks to their broad-band coverage and relatively large effective areas above 2 keV. Moreover, the unique X-ray coverage above ≈ 10 keV (up to ≈ 100 –200 keV) provided by the Phoebus Detector System (PDS) onboard *BeppoSAX* has allowed proper definition of intrinsic X-ray continuum shapes of local Seyfert galaxies (e.g., [1,2,3,4]; see also [5], this Volume) and quasars (e.g., [6]).

In Section 2 we will briefly recall the most important *BeppoSAX* results obtained for a peculiar AGN: the luminous, nearby radio-quiet quasar (RQQ) PDS 456.

Although a few X-ray spectral studies of quasars at $z \approx 2$ –3 have been carried out with *ASCA* (e.g., [7,8]) and *BeppoSAX* (e.g., [9]), the properties of luminous RQQs at higher redshifts ($z > 4$) were poorly known before the launches of the current generation of X-ray telescopes, *Chandra* and XMM-*Newton*. In Section 3 we will discuss the large improvements that have occurred in this field in the last few years.

2. One “intriguing” *BeppoSAX* observation: Warm and cold absorption in the luminous, nearby RQQ PDS 456

Unfortunately, high-luminosity quasars are usually found at relatively high redshifts, thus appearing rather weak and difficult to study in X-rays before the launches of *Chandra* and XMM-*Newton*. In this context, PDS 456, at $z = 0.184$ and with $L_{\text{bol}} \simeq 10^{47}$ erg s⁻¹, can be considered an exceptional case, thus allowing an accurate modeling of the X-ray continuum and reprocessing features with both *BeppoSAX* and *ASCA* ([10]) and, recently, with XMM-*Newton* ([11]). The X-ray spectrum of PDS 456 is characterized by a prominent ionized Fe K edge [clearly visible in the data-to-model residuals shown in Fig. 1, panel (a), when a single power-law fit is adopted]; the edge corresponds to Fe XXIV-XXVI at ≈ 8.8 keV [see Fig. 1, panel (b)]. The lack of iron emission lines suggests that the ionized edge is due to matter along the line-of-sight rather than reflection from a highly ionized accretion disk. Indeed, the hard X-ray continuum is due to transmission through a very ionized medium, best fitted by a column density $N_{\text{Hwarm}} \approx 4.5 \times 10^{24}$ cm⁻², coupled with absorption by cold matter having $N_{\text{Hcold}} \approx 2.7 \times 10^{22}$ cm⁻² ([10]; see Fig. 2 for the best-fit spectrum).

The X-ray properties of PDS 456 appear quite different from those of the majority of the local

*Support from the Italian Space Agency under contract ASI I/R/073/01 is acknowledged.

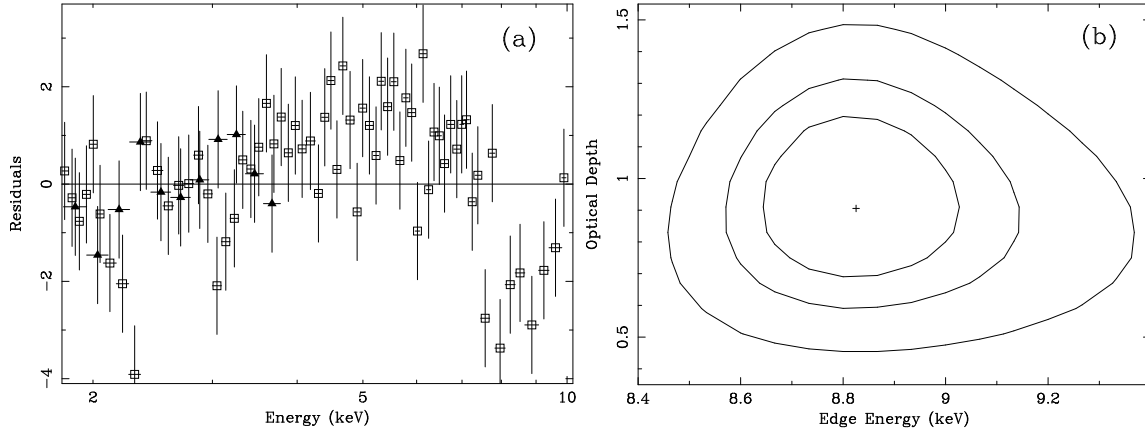


Figure 1. (a) Data-to-model residuals for a single power-law fit to the LECS (triangles) and MECS (squares) data of PDS 456. (b) 68, 90, and 99% confidence regions for the rest-frame edge energy versus the optical depth derived from the *BeppoSAX* spectrum of PDS 456 assuming model (B) in [10].

Palomar-Green quasars (e.g., [6,12]); its photon index is rather flat ($\Gamma = 1.4 - 1.6$; see [10]) and the absorber ionization parameter $U = \frac{n_{\text{phot}}}{n_e}$, defined as the ratio of the ionizing photon density at the surface of the cloud to the electron density of the gas, is extremely high (≈ 7900 ; see [10]). This overall X-ray picture for PDS 456 has been confirmed recently by *XMM-Newton*, whose spectral resolution has allowed three high-ionization iron K edges ([11]) to be distinguished instead of the one observed by *BeppoSAX* (likely due to the different spectral resolution and effective area). *XMM-Newton* has also discovered an extreme gas outflow velocity of $\approx 50,000 \text{ km s}^{-1}$ ([11]), thus supporting the idea that the ionized matter is close to the active nucleus of PDS 456. Furthermore, the source showed repeated X-ray flaring episodes, with an X-ray flux doubling time of $\approx 30 \text{ ks}$ and a total energy output of the flaring events as high as 10^{51} erg [13]. This extreme X-ray variability and the presumably high accretion rate make this source more similar to the Narrow-Line Seyfert 1 galaxies. High-resolution X-ray spectroscopy of such objects can provide further details on the accretion mechanisms responsible for the X-ray emission in high-luminosity objects (e.g., [11,14]).

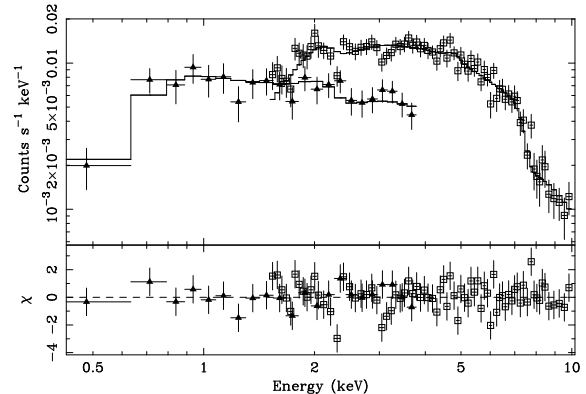


Figure 2. *BeppoSAX* LECS (triangles) and MECS (squares) 0.5–10 keV spectrum of PDS 456. The data-to-model residuals are shown in the bottom panel in units of σ .

3. The realm of the ancient quasars

The last few years evidenced an increasing interest in the study of $z \gtrsim 4$ AGNs (mainly quasars), including in the X-ray band. Prior to 2000 there were only six quasars at $z > 4$ with X-ray detections. The number of X-ray detected quasars at $z > 4$ doubled when the first systematic X-ray study of these objects was carried out using archival *ROSAT* data ([15]). Since then,

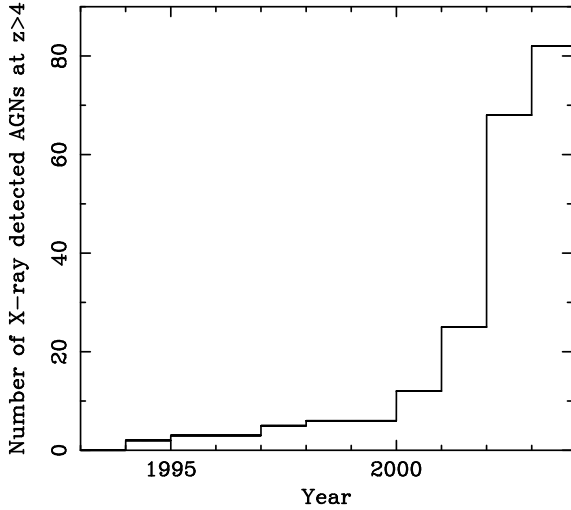


Figure 3. Cumulative number of $z > 4$ X-ray detected AGNs as a function of year.

the progress made in this field has been substantial. This has been possible due to the availability of increasing numbers of $z > 4$ quasars from ground-based optical surveys (e.g., the Sloan Digital Sky Survey – SDSS, [16], the Digital Palomar Sky Survey – PSS, [17], and the Automatic Plate Measuring facility survey – APM, [18]),² and the excellent capabilities of *Chandra* and *XMM-Newton* for detecting faint sources.

To define the basic individual X-ray properties (i.e., X-ray fluxes, luminosities, and optical-to-X-ray spectral indices) of $z > 4$ quasars, we started a program to observe with *Chandra* and *XMM-Newton* both the optically brightest $z \approx 4$ –4.6 PSS/APM quasars and the higher redshift, optically fainter SDSS quasars ([19,20,21, 22,23]; see also the recent review by [24]). Since the pioneering work with *ROSAT* ([15]), the number of AGNs with X-ray detections has therefore increased significantly to more than 80 (see Fig. 3),³ in the redshift range $z \approx 4$ –6.3 (also see [25,26,27,28,29]). Due to the extremely low

²See <http://www.astro.caltech.edu/~george/z4.qsos> for a listing of high-redshift quasars.

³See <http://www.astro.psu.edu/users/niel/papers/highz-xray-detected.dat> for a regularly updated listing of X-ray detections and sensitive upper limits at $z > 4$.

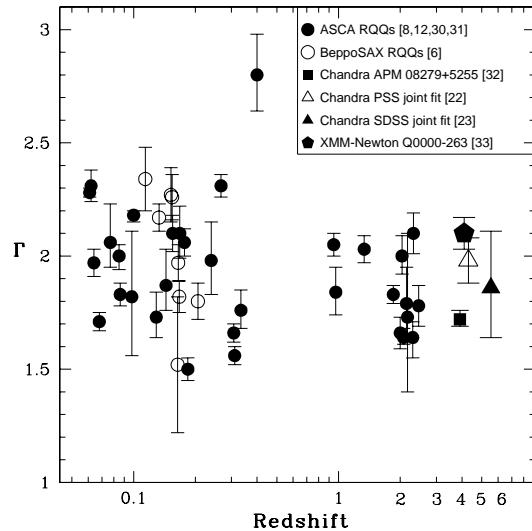


Figure 4. Plot of photon index versus redshift for optically selected RQQs. Different symbols indicate different samples (as shown in the key; also see [23] for details). No clear indication of X-ray continuum evolution with redshift is seen.

background in typical *Chandra* snapshot (≈ 4 –10 ks) observations, it has also been possible to derive average spectral constraints for subsamples of high-redshift quasars using joint spectral fitting with ≈ 120 –340 X-ray counts ([22,23]). At $z > 4$, optically selected RQQs have a photon index of $\Gamma \approx 1.8$ –2.0, similar to the results found at low and intermediate redshifts (e.g., [12]). Furthermore, no spectral evolution of the X-ray continuum shape over cosmic time has been found (see [23] and Fig. 4). At high redshift, this result has been supported recently by direct X-ray spectroscopy of QSO 0000–263 at $z = 4.10$ with *XMM-Newton* ([33]).

REFERENCES

1. G. Matt, in *X-ray Astronomy: Stellar End-points, AGN, and the Diffuse X-ray Background*, N.E. White, G. Malaguti, G.G.C. Palumbo (eds.), AIP Conf. Proc. 599 209 (2001).

2. G. Risaliti, *A&A* 386 379 (2002).
3. S. Deluit and T.J.-L. Courvoisier, *A&A* 399 77 (2003).
4. A. Malizia, L. Bassani, J.B. Stephen, G. Di Cocco, F. Fiore and A.J. Dean, *ApJ* 589 L17 (2003).
5. P.O. Petrucci and M. Dadina, this Volume (2003).
6. T. Mineo et al., *A&A* 359 471 (2000).
7. M. Cappi, M. Matsuoka, A. Comastri, W. Brinkmann, M. Elvis, G.G.C. Palumbo and C. Vignali, *ApJ* 478 492 (1997).
8. C. Vignali, A. Comastri, M. Cappi, G.G.C. Palumbo, M. Matsuoka and H. Kubo, *ApJ* 516 582 (1999).
9. M. Elvis, F. Fiore, A. Siemiginowska, J. Bechtold, S. Mathur and J. McDowell, *ApJ* 543 545 (2000).
10. C. Vignali, A. Comastri, F. Nicastro, G. Matt, F. Fiore and G.G.C. Palumbo, *A&A* 361 69 (2000).
11. J.N. Reeves, G. Wynn, P.T. O'Brien and K.A. Pounds, *ApJ* 593 L65 (2003).
12. I.M. George, T.J. Turner, T. Yaqoob, H. Netzer, A. Laor, R.F. Mushotzky, K. Nandra and T. Takahashi, *ApJ* 531 52 (2000).
13. J.N. Reeves, G. Wynn, P.T. O'Brien and K.A. Pounds, *MNRAS* 336 L56 (2002).
14. K.A. Pounds, J.N. Reeves, A.R. King, K.L. Page, P.T. O'Brien and M.J.L. Turner, *MNRAS*, in press, astro-ph/0303603 (2003).
15. S. Kaspi, W.N. Brandt and D.P. Schneider, *AJ*, 119 2031 (2000).
16. D.G. York et al., *AJ* 120 1579 (2000).
17. S.G. Djorgovski, R.R. Gal, S.C. Odewahn, R.R. de Carvalho, R. Brunner, G. Longo and R. Scaramella, in *Wide Field Surveys in Cosmology*, S. Colombi and Y. Mellier (eds.), Editions Frontieres, 89 (1998).
18. M. Irwin, R.G. McMahon and C. Hazard, in *The space distribution of quasars*, D. Cramp-ton (ed.), ASP Conf. Ser. 21 117 (1991).
19. W.N. Brandt, M. Guainazzi, S. Kaspi, X. Fan, D.P. Schneider, M.A. Strauss, J. Clavel and J.E. Gunn, *AJ* 121 591 (2001).
20. C. Vignali, W.N. Brandt, X. Fan, J.E. Gunn, S. Kaspi, D.P. Schneider and M.A. Strauss, *AJ* 122 2143 (2001).
21. W.N. Brandt et al., *ApJ* 569 L5 (2002).
22. C. Vignali, W.N. Brandt, D.P. Schneider, G.P. Garmire and S. Kaspi, *AJ* 125 418 (2003).
23. C. Vignali, W.N. Brandt, D.P. Schneider, S.F. Anderson, X. Fan, J.E. Gunn, S. Kaspi, G.T. Richards and M.A. Strauss, *AJ* 125 2876 (2003).
24. W.N. Brandt et al., in *New X-ray Results from Clusters of Galaxies and Black Holes*, C. Done, E.M. Puchnarewicz and M.J. Ward (eds.), *Adv. Sp. Res.*, in press, astro-ph/0212082 (2003).
25. D.P. Schneider, M. Schmidt, G. Hasinger, I. Lehmann, J.E. Gunn, R. Giacconi, J. Trümper and G. Zamorani, *AJ* 115 1230 (1998).
26. C. Vignali, F.E. Bauer, D.M. Alexander, W.N. Brandt, A.E. Hornschemeier, D.P. Schneider and G.P. Garmire, *ApJ* 580 L105 (2002).
27. J.D. Silverman et al., *ApJ* 569 L1 (2002).
28. J. Bechtold et al., *ApJ* 588 119 (2003).
29. F.J. Castander, E. Treister, T.J. Maccarone, P.S. Coppi, J. Maza, S.E. Zepf and R. Guzman, *AJ* 125 1689 (2003).
30. C. Vignali, A. Comastri, M. Cappi, G.G.C. Palumbo and M. Matsuoka, in *X-ray Astronomy: Stellar Endpoints, AGN, and the Diffuse X-ray Background*, N.E. White, G. Malaguti, G.G.C. Palumbo (eds.), AIP Conf. Proc. 599 999 (2001).
31. J.N. Reeves and M.J.L. Turner, *MNRAS* 316 234 (2000).
32. G. Chartas, W.N. Brandt, S.C. Gallagher and G.P. Garmire, *ApJ* 579 169 (2002).
33. E. Ferrero and W. Brinkmann, *A&A* 402 465 (2003).