

# A light bending model for the X-ray temporal and spectral properties of AGN

G. Miniutti\* and A.C. Fabian

*Institute of Astronomy, University of Cambridge, Madingley Road, Cambridge CB3 0HA*

22 May 2019

## ABSTRACT

Some of the X-ray temporal and spectral properties of active galactic nuclei represent a challenge for current theoretical models. In particular, an uncorrelated or at least non-trivial variability between the observed direct continuum and the reflection component flux (or the iron line) has been reported in many cases which is difficult to understand in terms of simple reflection models. Here we explore a light bending model that proves to be able to account for many of the puzzling observed properties of some X-ray sources. We assume a primary source of X-rays located close to the central black hole and illuminating both the observer at infinity and the accretion disc. We show that, due to the strong light bending in the near vicinity of the black hole, the observed flux can vary by more than one order of magnitude as the height of the primary source above the accretion disc varies, even if its intrinsic luminosity is constant. The correlation between the direct continuum and the reflection-dominated component (RDC) emitted from the disc is far from trivial. We identify three different regimes in which the RDC is correlated, anti-correlated or almost independent with respect to the direct continuum. These regimes correspond to low, high and medium flux states of the X-ray source. As a general rule, the RDC varies with a much smaller amplitude than the continuum and the iron line equivalent width tends to anti-correlate with the observed flux. The light bending model predicts that the X-ray spectrum becomes more and more reflection-dominated as the source flux appears lower and allows for large values of the reflection fraction which can also be enhanced by the contribution of multiple reflections. We thus expect strong reflection signatures in the X-ray spectra of sources in their low flux states. X-ray observations of MCG-6-30-15, NGC 4051 and of some other Narrow Line Seyfert 1 galaxies support our model, which may explain what are otherwise puzzling characteristics of these sources.

**Key words:** accretion, accretion discs – black hole physics – relativity – X-rays: galaxies – galaxies: active

## 1 INTRODUCTION

The X-ray temporal and spectral properties of a class of active galactic nuclei (AGN) show interesting behaviour that are difficult to understand within the current theoretical view. This is most true for those systems in which reflection spectral components and fluorescent iron lines have been detected. Reflection in AGN is generally believed to be associated with the reprocessing of the primary continuum by cold material in the accretion disc close to the central black hole (George & Fabian 1991; Matt, Perola & Piro 1991) and/or by more distant material, such as the putative torus of unified models (Antonucci 1993).

The presence of broad and redshifted iron lines in some sources indicates that special and general relativistic effects play an important role in producing the line shape supporting the idea that reflection from the inner regions of an accretion disc is present

(Fabian et al. 1989; Laor 1991; Martocchia & Matt 1996; Reynolds & Begelman 1997). However, the variability of the reflection component, and most remarkably of the iron line, is not correlated in a trivial manner to that of the observed continuum. The iron line does not always respond to variations in the continuum as simple reflection models predict. In some cases, an anti-correlation between the iron line flux and the continuum has been reported; sometimes, the iron line can appear to be constant while the continuum varies with large amplitude (see e.g. Reynolds & Nowak 2003; Markowitz, Edelson & Vaughan 2003).

Furthermore, the profile of the broad iron line (most remarkably in the Seyfert 1 galaxy MCG-6-30-15) exhibits a singular behaviour: qualitatively, the line tends to be very broad in low flux states, while a narrower core is detected in high flux states (Iwasawa et al. 1996; Wilms et al. 2001; Lee et al. 2002). Moreover, in many sources, the line equivalent width (EW) tends to anti-correlate (or, in some cases to remain constant) with the continuum (Lamer, Uttley & McHardy 2000; Papadakis et al. 2002). If

\* E-mail: miniutti@ast.cam.ac.uk

the continuum that we observe is the same that illuminates the disc, this behaviour is difficult to understand.

The uncorrelated variability between the iron line and the continuum may be explained by requiring that it originates from a distant reflector so that the variability of the illuminating continuum is averaged out. However, this interpretation conflicts with the observation of broad and redshifted iron lines in some sources that strongly suggests an origin close to the central black hole (e.g. Fabian et al. 2000; Reynolds & Nowak 2003 for a review on iron lines). Alternative explanations for the observed spectra which do not require emission from the inner regions of the accretion disc have been proposed (see e.g. Takahashi, Inoue & Dotani 2002; Inoue & Matsumoto 2003).

Here we consider a model based on the light bending suffered by the radiation emitted in the near vicinity of a rotating black hole with the aim of reconciling the observed puzzling properties of some X-ray sources with the theory of reflection models from accretion discs. We investigate the variability induced by light bending by assuming that the primary source of hard X-rays is located near the black hole axis. Variations in the height of the primary source above the accretion disc produce the bulk of the variability of both the observed continuum and the reflection component (Martocchia, Matt & Karas 2002; Fabian & Vaughan 2003; Miniutti et al. 2003). After reviewing some of the observational results for a number of AGN, we compare the predictions of our light bending model with the available data.

## 2 MCG–6-30-15

The spectrum and variability of the Seyfert 1 galaxy MCG–6-30-15 can be accounted for by a phenomenological two-component model (Shih, Iwasawa & Fabian 2002; Fabian & Vaughan 2003) consisting of a variable power-law component (PLC) representing the direct continuum and an almost constant reflection-dominated component (RDC) which contains the broad iron emission line. This model is supported also by the analysis of the correlation between fluxes in different energy ranges using both *RXTE* data (Taylor, Uttley & McHardy 2003) and *XMM-Newton* (Vaughan et al. 2003) observations. The analysis reveals the existence of a soft component varying in normalisation and an additional almost constant harder spectral component. The interpretation of these components as the PLC and the RDC is natural.

The lack of correlation between the two components represents a challenge for the standard picture of reflection models because any reflection feature should respond to the variations in the continuum if it is produced in the inner regions of the accretion disc as the reflection spectrum of MCG–6-30-15 (and most remarkably the iron line shape) indicates. However, as pointed out by Fabian & Vaughan (2003), the two-component model for the variability of this source could be explained self-consistently by taking into account light bending effects in the near vicinity of a spinning (Kerr) black hole.

This suggestion was explored in detail in Miniutti et al. (2003) where the variability of the PLC is assumed to be due to changes in the height ( $h_s$ ) of the emission region (the primary X-ray source) above the accretion disc around a maximally rotating Kerr black hole. If the source height is small, most of the emitted radiation is bent onto the disc and the flux of the direct continuum at infinity (the PLC) is substantially reduced. This allows a high continuum variability produced by changes in the source height, even if the intrinsic luminosity of the primary source remains constant.

At the same time, the variability of the RDC has a much smaller amplitude (less than 20 per cent if the PLC varies by a factor 4, in agreement with the observations by Shih, Iwasawa & Fabian 2002 and Fabian & Vaughan 2003) and the source variability described by the two-component model can be successfully reproduced. In order to reproduce both the variability and the iron line properties seen in recent *XMM-Newton* observations of MCG–6-30-15 (Fabian et al. 2002a; Fabian & Vaughan 2003), a primary source located close to the rotation axis with a variable height between 3 and  $8r_g$  was required ( $r_g = GM/c^2$  where  $M$  is the mass of the central black hole).

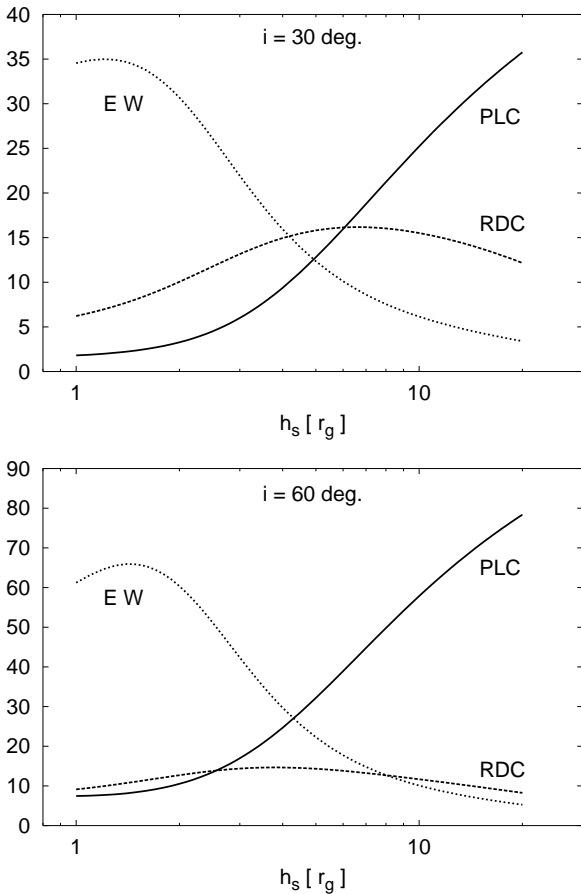
In Fig. 1, we show the iron line equivalent width and the RDC and PLC fluxes as a function of the height  $h_s$  of the primary X-ray source for a corotating ring-like source at  $2r_g$  from the rotation axis of a Kerr black hole. The two panels refer to two different observer inclinations (30 and 60 degrees). The luminosity of the primary source is assumed to be constant so that the PLC and RDC variability is produced by light bending alone. As the source height changes, large variation of the PLC are allowed while the RDC varies with much smaller amplitude. The PLC is strongly correlated with the source height so that low flux states (low PLC) are associated with low source heights. The iron line EW is almost always anti-correlated with  $h_s$  (i.e. with the direct continuum or PLC) as observed in a recent, long *XMM-Newton* observation of MCG–6-30-15 (Vaughan et al. 2003). However, the EW can be large and almost constant during very low flux states. A more detailed discussion is presented in the next Section.

The light bending model predicts some changes in the profile of the iron line at different flux states. The line will appear narrower when the PLC flux is high and broader when dim; differences which are difficult to detect in observations during a normal state of the source (Miniutti et al. 2003). However, if the continuum had a significantly lower flux and the source height was significantly low, a broadening of the iron line should be detectable. These predictions fit very well with the observations of MCG–6-30-15 in the so-called “Deep Minimum” state of the source identified by *ASCA* (Iwasawa et al. 1996) and observed again by *XMM-Newton* (Wilms et al. 2001) where a very broad iron line was detected. Furthermore, the iron line profile in this low flux state is very well reproduced by assuming an illuminating source on the rotation axis at  $h_s = 3r_g$  (Martocchia, Matt & Karas 2002). Notice also that evidence for a narrower iron line when the source flux is high has been reported (Iwasawa et al. 1996; Lee et al. 2002) supporting the overall predictions of the light bending model.

## 3 RELATIONSHIP BETWEEN RDC AND PLC

As already mentioned, the naive expectation of simple reflection models is that the reflection features respond to the variations in the observed continuum<sup>1</sup>. However it is clear that reflection responds to variations in the *illuminating* continuum but not necessarily (or not in an intuitive way) to changes in the *direct* continuum that reach the observer at infinity. The *illuminating* continuum is the radiation emitted from the primary source *as it is seen from an observer on the accretion disc*, while the *direct* continuum is the same radiation but *as it is seen from an observer at infinity*. The very different location (and thus the very different gravitational field) and

<sup>1</sup> Hereafter, the words *direct continuum flux* and *PLC* are to be intended as synonymous; the same identification applies to *iron line flux* and *RDC*.

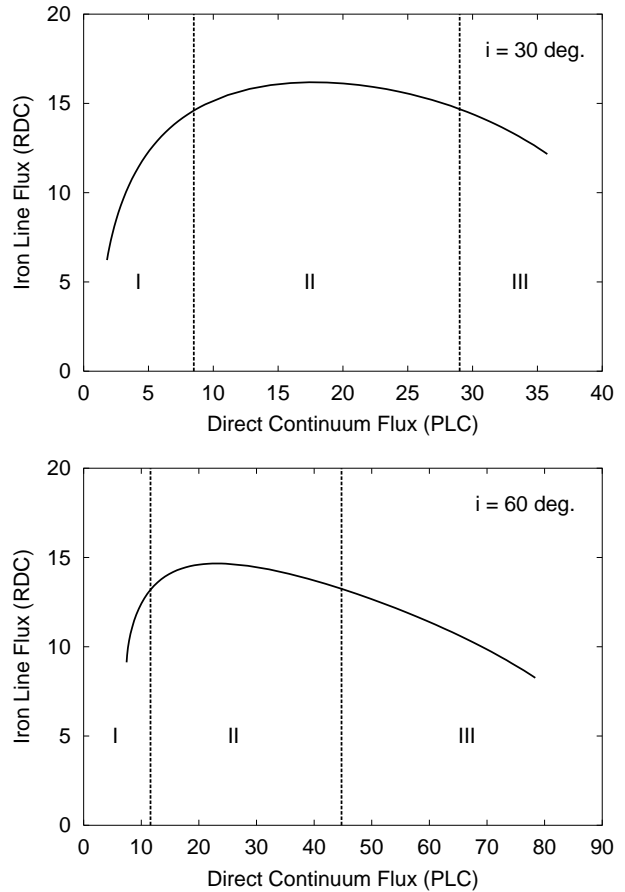


**Figure 1.** The iron line equivalent width (EW), the reflection-dominated component (RDC) and the direct continuum flux (PLC) as a function of the height  $h_s$  of the primary source above the equatorial plane. The variations in the continuum and line flux are obtained by varying the source height from 1 to  $20 r_g$  at fixed intrinsic luminosity. The variability is then induced by light bending alone. The source is located at a distance of  $2 r_g$  from a Kerr black hole rotation axis and it is represented by a ring-like source corotating with the accretion flow. The top panel refers to an observer inclination of 30 degrees while the bottom panel is for an inclination of 60 degrees. Units are arbitrary.

state of motion of the two observers makes all the difference between the *illuminating* and *direct* continuum.

The relationship between the iron line flux (or RDC) and the direct continuum that we observe (or PLC) is illustrated in Fig. 2. We show the iron line flux as a function of the observed direct continuum for an inclination of 30 degrees (top panel) and 60 degrees (bottom panel). The variability is induced by varying the height of the primary source between 1 and  $20 r_g$  at constant intrinsic luminosity. The primary source is a ring-like source corotating with the disc and located at a distance of  $2 r_g$  from the rotation axis of a maximally rotating Kerr black hole. Similar results are obtained if the source distance from the axis is within about  $4 r_g$ . At larger distances the effects we shall discuss are still present but their significance is reduced. In particular, the direct continuum is less variable with  $h_s$ .

The choice of a ring-like configuration is mainly motivated by the temporal resolution of present observations which is much longer than the orbital timescale for a corotating primary source close to the central black hole. Our choice averages out any variability due to different azimuthal position of the primary source



**Figure 2.** The iron line flux (RDC) as a function of the direct continuum flux (PLC) for an observer inclination of 30 (top panel) and 60 (bottom panel) degrees. The source configuration is the same as in Fig. 1 and its height varies between 1 and  $20 r_g$ . Three different regimes are identified (I, II and III, see text for details). Units are arbitrary.

(orbital motion). This variability, mainly due to strong special relativistic beaming, is likely to be superimposed on the one we are discussing here (associated with the source height) but occurs on too short timescales to be efficiently observed (Ruszkowski 2000). However, we cannot exclude that the primary source is itself axisymmetric and has a real physical ring-like configuration if the associated physical mechanism (e.g. magnetic reconnection, hole rotational energy extraction, link with a jet-like structure ...) had such a symmetry.

The plot of the RDC flux versus the direct continuum shown in Fig. 2 allows to identify three regimes in which the behaviour is clearly different (regimes I, II and III, corresponding to labels in Fig. 2). The following discussion refers to Fig. 1 as well (same primary source configuration).

(i) Regime I: in this regime the observed direct continuum has a very low flux. Regime I corresponds to a low height of the primary source, where the strong light bending suffered by the primary radiation dramatically reduces the observed direct flux at infinity. The iron line flux and the direct continuum are positively correlated. Since the flux illuminating the disc is concentrated in the inner regions, a steep emissivity profile and a broad and redshifted iron line are produced. The iron line equivalent width depends strongly on the particular source position and motion. However (see Fig. 1) it is almost constant, varying by about 20-30 per cent around its mean

value and reaching a maximum during this regime. The observed spectrum tends to be more and more reflection-dominated as the source height and the direct flux are lower. Regime I can be associated to  $h_s \leq 2 - 4r_g$ , depending on the observer inclination.

(ii) Regime II: we identify this regime by requiring that the iron line flux varies less than 10 per cent around its peak value. In other words, the iron line (and any RDC) has basically constant flux while the direct continuum (PLC) can vary by a factor  $\sim 3-4$ . The line EW is anti-correlated with the PLC (see Fig. 1) and changes in the line profile with flux are subtle and difficult to detect. Regime II was studied in more detail in Miniutti et al. (2003) and accounts for the variability of about a factor 4 in the PLC together with an almost constant iron line as revealed by *ASCA* and *XMM-Newton* long observations of MCG-6-30-15 (Shih, Iwasawa & Fabian 2002; Fabian & Vaughan 2003). During this regime, the RDC reaches a maximum. Regime II corresponds to  $2 - 4r_g \leq h_s \leq 7 - 13r_g$ , depending on the inclination.

(iii) Regime III: in this regime light bending is less effective (but still present) and the observed direct continuum at infinity can be large. In regime III, the iron line flux is anti-correlated with the PLC and the line EW continues to decrease with the PLC, as in regime II. The line profile is much narrower than in regimes I and II because the emissivity profile on the disc is flatter, as a result of nearly isotropic illumination; the red wing of the iron line does not extend much below 5–5.5 keV making it difficult to distinguish between disc and distant reflection. When the source height is very large (say  $h_s \geq 30 r_g$ , not shown in the Figures) and light bending does not affect the emission anymore, both the line and the direct continuum tend to their asymptotic values. For  $h_s \geq 30 r_g$ , we expect a correlated variability between the RDC and the PLC due to intrinsic variability only and a constant line EW.

These results are in good agreement with the analysis of the long-term variability of a selection of AGN based on data from the *Rossi X-ray Timing Explorer (RXTE)* as reported by Papadakis et al. (2002). The authors found a general anti-correlation between the iron line EW and the continuum flux. The light bending model predicts that the EW is most of the time anti-correlated with the continuum, as shown in Fig. 1. The only exceptions are during extremely low flux states of a deep regime I or extremely high flux states of a deep regime III where an almost constant EW can be produced. For some choices of the primary source position and state of motion, the EW can occasionally increase with the continuum during a deep regime I (very low flux state). Moreover, the EW of the iron line is not necessarily correlated with the reflection-dominated component flux. This is especially true in regime I (almost constant EW while the RDC increases with the continuum) and regime II (decreasing EW and almost constant RDC). Only regime III is characterised by a clear positive correlation between the EW and the RDC (both anti-correlated with the continuum for  $h_s$  smaller than about  $30 r_g$ ).

We point out here that, considering the three regimes altogether, the RDC varies with much less amplitude than the PLC, especially if the source is seen at low inclination. As an example (see both Fig. 2 and 1), for an observer at 30 degrees the maximum variation when the source height changes from 1 to  $20 r_g$  is a factor 20 for the PLC and only a factor 2.6 for the RDC. At 60 degrees one has a variation by a factor 10.5 for the PLC and only by a factor 1.8 for the RDC. It is even possible that, if two observations are performed when the source is at different flux levels corresponding e.g. to regimes III and I, a drop of the continuum by a large factor (up to 10 at 60 degrees) is associated to a constant or even an increas-

ing iron line flux. Thus, such observations do not require the presence of a distant reflector; they can be explained self-consistently in terms of a standard disc-reflection model if general relativity is fully taken into account.

It is clearly possible (and likely) that intrinsic luminosity variations of the primary source are superimposed on those due to height changes and that they exist both on short and long timescales. These will lead to correlated variability between the PLC and the RDC. Correlated variability may be most observable when the source height undergoes a period of relative constancy (or, of course, when light bending is negligible, say  $h_s \geq 30 r_g$ ). As an example, it is possible that as the source height goes to zero and the PLC becomes dim, the short timescale (perhaps intrinsic) variability begins to dominate on that due to variations in the source height. This could be the sense of the ‘‘Deep Minimum’’ observation of MCG-6-30-15 (Wilms et al. 2001) where the iron line intensity appears to be correlated with the continuum flux producing an almost constant EW (Reynolds, private communication).

We notice here that, even without invoking any intrinsic variability, a positive correlation between line flux and direct continuum during very low flux periods is one of the predictions of our light bending model (see Fig. 1 and 2) and is associated with an almost constant line EW (within 20–30 per cent), as observed during the ‘‘Deep Minimum’’ state. The ‘‘Deep Minimum’’ would then correspond to regime I where the source height is lower than about  $4 r_g$ . The fact that the line profile can be exactly reproduced by assuming a primary source on the axis of a Kerr black hole with a low height ( $h_s = 3r_g$ ) seems to strongly support our interpretation (Martocchia, Matt & Karas 2002). As we shall discuss later, another possible evidence for the existence of a regime I is found in low flux states of NGC 4051.

Finally, the primary source of hard X-rays is here assumed to be corotating with the accretion flow. However, this is clearly an over-simplification. The orbital velocity of the primary source is more likely to be variable as well and this will introduce further uncorrelated variability between the RDC and the continuum in a manner that is difficult to predict (although the problem is under investigation).

#### 4 NGC 4051

The Narrow Line Seyfert 1 galaxy NGC 4051 is a low luminosity AGN that exhibits long timescale flux changes. The source was observed in an extremely dim state in 1998 simultaneously by *BeppoSAX* and *RXTE* (Guainazzi et al. 1998; Uttley et al. 1999). The 1998 observations were interpreted by assuming that the active nucleus had switched off, leaving a reflection-dominated spectrum from distant material. The reflection spectrum is indeed consistent with reflection of a primary continuum with much higher flux than that seen. The straightforward explanation is that the reflector lies at large distances from the continuum source (more than 150 light days from the inspection of the light curve on long time scales, see Uttley et al. 1999) and keeps track of the continuum emitted before the central source switched off.

The analysis of the long time scale X-ray variability (Uttley et al. 1999; Lamer et al. 2003) over nearly 2 years revealed that the primary source did not suddenly switch off in May 1998. The light curve evolution is more consistent with the source moving from a highly variable high flux state to the very low state of 1998 through an intermediate one. Furthermore, the long timescale variability is associated to the primary continuum itself and not e.g.

to varying obscuration. These observations support the idea that the long timescale variability is dominated by changes in one underlying parameter (that may be the source height).

Recently, a *Chandra* observation of NGC 4051 during a low-flux state (February 2001) has been reported by Uttley et al. (2003). Spectral curvature is present in the data above 5 keV and the hard residuals (with respect to a simple power law description of the continuum) cannot be explained in terms of reflection from distant material. Furthermore, the rapid broadband spectral variability is also inconsistent with this hypothesis. The presence of some distant reflector is not ruled out, but it does not contribute significantly to the hard continuum spectrum. This result does not necessarily conflict with the interpretation of the 1998 spectrum because the 1998 continuum was fainter than the 2001 one and reflection from distant material could have been dominating.

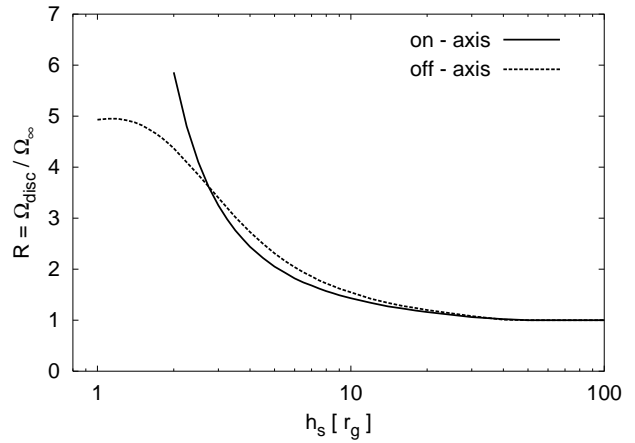
As pointed out in Uttley et al. (2003), a possible explanation of the hard spectral shape of the 2001 *Chandra* spectrum is that it is associated with strong reflection from the inner regions of the accretion disc. A good fit to the 3–10 keV data is obtained by considering strong disc reflection (with a reflection fraction of about 3 but not very well constrained) together with an associated iron line produced in the very inner regions of the accretion disc around a maximally rotating Kerr black hole.

#### 4.1 A light bending model for NGC 4051

The 2001 low state of NGC 4051, as observed by *Chandra* and the 1998 “ultra-dim” state, provide a possible test of the light bending model that was able to explain the variability of MCG–6–30–15 (Fabian & Vaughan 2003; Miniutti et al. 2003). In this model, the continuum flux is strongly correlated with the source height via light bending. Thus, the low states observed in NGC 4051 should correspond to a period during which the primary X-ray source was located close to the rotation axis and at very low heights above the disc, where relativistic effects play a major role (regime I or I/II according to the discussion in the previous section). If this is the case, the observed spectrum becomes naturally reflection-dominated as most of the primary photons are bent onto the accretion disc enhancing the reflection features with respect to the primary continuum. Furthermore, broad iron line features are generally expected, although the ionisation structure of the disc may alter this prediction, as we shall discuss later.

The reflection fraction is then expected to be significantly greater than unity as the spectrum becomes more and more reflection-dominated. Here we define the reflection fraction to be  $R \equiv \Omega_{\text{disc}}/\Omega_{\infty}$  i.e. the ratio between the solid angle subtended by the primary source at the disc ( $\Omega_{\text{disc}}$ ) and at infinity ( $\Omega_{\infty}$ ). In Fig. 3 we plot the reflection fraction as a function of the height above the disc for a source on the rotation axis of a maximally rotating Kerr black hole and for a corotating source at  $2r_g$  from the rotation axis<sup>2</sup>. The maximum reflection fraction is about 6 for an on-axis source and 5 for an off-axis one and tends to unity (half of the primary emission reaches the disc and half infinity) for large heights, where light bending effects are negligible (Dabrowski & Lasenby 2001; Martocchia, Matt & Karas 2002;

<sup>2</sup> An approximate value for the anisotropy ratio  $\Omega_{\text{disc}}/2\pi$  can be easily obtained from  $R$  by considering that  $\Omega_{\infty} \equiv 4\pi - (\Omega_{\text{disc}} + \Omega_{\text{hole}}) \approx 4\pi - \Omega_{\text{disc}}$ , where  $\Omega_{\text{hole}}$  is associated to photons that are lost into the black hole event horizon. As an example, for a corotating source at  $2r_g$  from the axis (see Fig. 3),  $R = 4$  corresponds to  $\Omega_{\text{disc}}/2\pi \approx 2R/(1+R) = 1.6$ .



**Figure 3.** The reflection fraction  $R$  as a function of the height of the primary source above the equatorial plane. The asymptotic value ( $R=1$  and  $\Omega_{\text{disc}} = \Omega_{\infty} = 2\pi$ ) corresponds to half of the primary source radiation reaching the disc and half infinity ( $\equiv$  isotropic illumination). The cases of a source on the rotation axis and of a corotating source at  $2r_g$  from the axis are shown. The variation of  $R$  with  $h_s$  is due to light bending alone.

Miniutti et al. 2003). A reflection fraction of the order of that indicated in the analysis of Uttley et al. (2003) can be obtained if the primary source height is smaller than  $3 - 4r_g$ . At these heights, the strong, redshifted, broad iron line invoked by Uttley et al. (2003) as a possible explanation of the hard residuals in the 2001 observation is naturally produced (see e.g. Miniutti et al. 2003).

We notice as well that in the spectrum of MCG–6–30–15 during the “Deep Minimum” (Wilms et al. 2001) the reflection fraction is poorly constrained by the data and could be as high as  $R = 7.6$ , supporting the idea that the spectrum may become reflection-dominated in the very dim states. Large values of the reflection fraction may be inferred from the *ASCA* 1994 “Deep Minimum” observation as well (Iwasawa et al. 1996).

On the other hand, the 1998 spectrum of NGC 4051 was interpreted as dominated by reflection from distant material mainly because the measured average 2–10 keV flux is more than one order of magnitude lower than in any “normal state” while the iron line flux is only a factor 3 lower than in previous observations (see e.g. Guainazzi et al. 1996 and 1998). This interpretation seems the most natural and, as explained, is not necessarily in contrast with the 2001 observation.

However, this extreme difference in the continuum and line variations can be reached also by considering reflection from the inner regions of the disc plus light bending effects (see Fig. 2 and associated discussion). It is possible that in the “normal/high states” the primary emission region lies at a large height above the disc (regime III) and that the 1998 very low state is characterised by a very low source height (regime I). As already shown (see e.g. Figures 1 and 2), light bending alone can cause a large drop of the continuum flux as the source height goes to zero together with a much smaller line flux variation. As an example, by taking the highest and lowest continuum flux in Fig 2 (top panel, most appropriate for NGC 4051) the drop in the continuum is a factor 20 while the drop in the line is only a factor 2.

The much stronger variation in the continuum flux than in the line in the 1998 “ultra-dim” state of NGC 4051 with respect to any previously reported fluxes in the normal state could thus simply be an extreme case ( $h_s$  basically zero and source in a deep regime I) of the low flux state observed by *Chandra* in 2001. The uncorre-

lated variability in continuum and line fluxes between normal and ultra-dim states cannot be straightforwardly taken as a definitive evidence for reflection from distant material, although we think that this explanation remains the most plausible so far, mainly because the iron line in the 1998 spectrum is not found to be extremely broad.

The study of the long-term variability of NGC 4051 can be a powerful tool for testing the model we are proposing. Lamer et al. (2003) reported on nearly 3 years of monitoring of NGC 4051 by the *RXTE* (see also Uttley et al. 1998). Their analysis makes use of the idea that a constant reflection component from a distant reflector is always present and most prominent in the 1998 ultra-dim state. They then subtracted this contribution in the analysis during other flux states. They found, in general, a positive correlation between the broad (i.e. emitted from the disc) iron line flux and the direct continuum flux.

If light bending is providing the most important mechanism for the observed variability, this situation would correspond to regime I or I/II (see Fig. 2). The line equivalent width is found to be roughly constant or decreasing with the continuum, consistently with regime I where the EW is almost constant and regime I/II where it decreases with the continuum flux as shown in Fig. 1. Furthermore, when the EW is found to decrease with the continuum, the line flux is larger than when the EW is more constant. Again, from Fig. 2, it is clear that the line flux in regime I/II (decreasing EW) is always larger than in regime I (almost constant EW).

## 5 REFLECTION-DOMINATED SPECTRA OF NLS1 GALAXIES ?

Some Narrow Line Seyfert 1 galaxies (NLS1) show similar properties suggesting that their spectra may well be in some cases reflection-dominated, although this interpretation is not unique. Here, we focus on three sources, namely 1H 0707–495, IRAS 13224–3809 and IRAS 13349+2438.

### 1H 0707–495

1H 0707–495 was observed by *XMM-Newton* in 2000 October and the results of the spectral analysis reported in Boller et al. (2002). The most interesting result of this observation is the discovery a spectral feature around 7 keV where a sharp drop of more than a factor 2 has been detected.

One possible explanation of such a drop is a partial-covering model provided by a patchy absorber (Holt et al. 1980). The spectrum was originally modelled by a power-law (with intrinsic slope  $\Gamma \simeq 3.5$ ), three absorbers and an iron abundance of about 35 (Boller et al. 2002). However, a fit with by a black body component and cut-off power-law, seen through a double partial-coverer (Tanaka et al. 2003) requires a much smaller iron abundance (about 1.5) and provides a good description to the *XMM-Newton* data.

Alternative explanations to the spectral shape of 1H 0707–495 have been proposed mainly by requiring the spectrum of the source to be reflection-dominated (Boller et al. 2002; Fabian et al. 2002b). The drop at 7 keV may be seen as the blue wing of a very broad and redshifted iron  $K_\alpha$  line. A power-law plus a relativistically broadened line (with rest energy 6.4 keV) provides a good fit to the data if the emission comes from the inner regions of the disc around a maximally rotating Kerr black hole. A good fit

can also be obtained by assuming that the spectrum is reflection-dominated as a result of multiple reflections from different layers of material (Fabian et al. 2002b) or a complicated disc/corona geometry. This situation may be expected if the system is characterised by a high accretion rate and disc instabilities are strong enough to produce large density inhomogeneities in the disc.

### IRAS 13224–3809

IRAS 13224–3809 was observed with *XMM-Newton* on 2002 January 19 (Boller et al. 2003). Again, as in the case of 1H 0707–495, a sharp and deep spectral drop was detected at about 8 keV. The observed spectral features can be explained in terms of absorption if, once again, a partial-covering is invoked. However, even by allowing a cut-off power-law to be present, the iron abundance is found to be about 10 times the solar, with a lower limit of 2 times solar (at 90 per cent confidence level). An alternative is provided if one interprets the drop as the blue wing of a strong and relativistically broadened iron line produced in the accretion disc around a Kerr black hole (Boller et al. 2003). Multiple reflector models have not yet been tested on this data set.

### IRAS 13349+2438

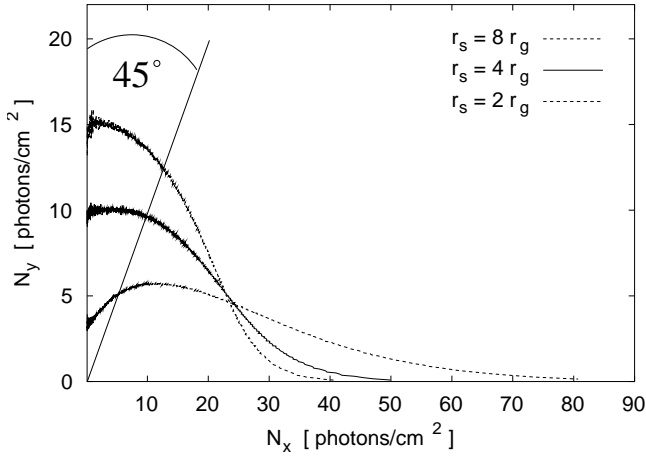
IRAS 13349+2438 was observed by *XMM-Newton* on 2000 June 19 and 20 (Longinotti et al. 2003). A broad feature in the 5–7 keV region of the spectrum is observed, together with an absorption edge at about 7.4 keV. A partial-covering model with the associated transmission edge can describe the data. However, a Fe abundance of about 12 the solar is statistically preferred.

The alternative is again provided by reflection models which have the advantage to explain self-consistently the edge and the broad 5–7 keV feature. The best fit to the data is obtained with a phenomenological model comprising a ionised reflection model from Magdziar & Zdziarski 1995 (the PEXRIV model in XSPEC) coupled with a smeared edge (the SMEDGE model) and a diskline to account for the drop at 7.4 keV and for the broad 5–7 keV residuals, respectively. Even by adding the SMEDGE component, the reflection fraction is found to be large ( $R \simeq 2.2$ ). A reflection-dominated spectrum due to a multiple reflection model (from the ionised reflection models of Ross & Fabian 1993 and Ballantyne et al. 2001) gives a reasonable fit to the broadband spectrum of the source (Longinotti et al. 2003). Furthermore this model self-consistently accounts for the edge and the line without the necessity to invoke phenomenological models (such as SMEDGE).

## 6 LIGHT BENDING AND REFLECTION-DOMINATED SPECTRA

We have seen that the spectra of some NLS1 galaxies can be interpreted as reflection-dominated spectra with strong and broad iron line features, although different models such as partial-covering can describe the data as well. Strong evidence for reflection-dominated spectra exists for low flux states of MCG–6-30-15 and NGC 4051 as well.

The light bending model can produce reflection-dominated spectra by simply varying one parameter (the primary source height) toward its extreme value ( $h_s \rightarrow 0$ ) so that a transition into regime I is produced. These reflection-dominated spectra would be naturally associated with a strong iron emission line with different possible degrees of ionisation. Furthermore, the extreme values of



**Figure 4.** Polar diagram showing the number of photons per unit area that reach the observer sphere at different inclinations. The source is orbiting along the geodesic flow and lies in the equatorial plane of a Kerr black hole. Looking at the left side of the plot, the emission radii ( $r_s$ ) are 2, 4 and  $8 r_g$  from bottom to top. Emission from the innermost regions of the accretion disc is preferentially bent along the equatorial plane because of gravitational lensing and special relativistic beaming. As a reference, a line corresponding to an observer inclination of 45 degrees has been plotted.

the line equivalent width necessary to interpret the drops at 7 and 8 keV in the spectra of 1H 0707–495 and IRAS 13224–3809 as the blue wing of the line can in principle be reached if the source height is low and the direct continuum is dim due to light bending.

A further effect that can play a major role in producing a reflection-dominated spectrum and the enhancement of the line EW is the presence of multiple reflection. As already pointed out in Fabian et al. 2002b, multiple reflection could arise from some unusual geometry and/or density inhomogeneities in the disc (see also Ballantyne et al. 2003). However, another possibility is provided again by light bending: the reflected spectrum is partly forced to return to the disc giving rise to multiple reflection (see e.g. Ross, Fabian & Ballantyne 2002 and Boller et al. 2003). In this case the spectrum produced by the second reflection would be predominantly emitted in the innermost regions of the disc, where lensing is stronger and thus most of the returning radiation is concentrated. The effect of the returning radiation (from the disc to the disc itself) would then be to produce steeper emissivity profiles in the inner regions of the accretion disc than in the outer and a bump in the line profile at redshifted energies (whose significance would depend on the primary source position and on the disc ionisation radial profile).

### 6.1 Beaming in the equatorial plane

There is another general/special relativistic effect that can produce multiple reflection spectral signatures. Due to gravitational lensing and special relativistic beaming, the emission from the inner regions of the disc is significantly beamed along the equatorial plane. Thus the outer regions of a flared accretion disc and/or the putative distant torus can intercept the first reflection and give rise to multiple reflection.

The beaming in the equatorial plane of a Kerr black hole is illustrated in Fig. 4 where a polar diagram of the number of photons (per unit area) that reach infinity being emitted from three different rings in the equatorial plane ( $\equiv$  accretion disc) is shown. It is clear that the emission is far from isotropic especially if the emit-

ting region is close to the black hole (see also Dabrowski et al. 1997 for a similar figure). The distant reflector (torus) and/or a disc that slightly diverge from the equatorial plane will intercept most of the radiation that is emitted from the innermost regions of the disc. This effect is more pronounced in the case of a maximally rotating black hole where the disc can extend down to  $r_{in} \simeq 1.24 r_g$  than in the Schwarzschild case. For an emission radius of  $2 r_g$  (implying a maximally rotating Kerr black hole) the number of photons that reach infinity at 90 degrees is about a factor  $\sim 25$  larger than at 0 degrees, while for  $r_s = 6 r_g$  (minimum disc emission radius if the black hole is non rotating) the enhancement is only a factor  $\sim 4$  (see Fig. 4).

The net effect is that narrow reflection features are present in the reflection spectra. In general, one must expect larger narrow features in low flux states, when the emissivity on the disc is concentrated in the inner regions so that beaming along the equatorial plane is maximal. The narrow features, if present, will superimpose on the broad and redshifted ones that are produced in the inner disc making it difficult to distinguish between narrow and broad components, especially in short observations or faint sources. The beaming of the emission along the equatorial plane is maximal when the emitting region lies in the inner equatorial plane of the black hole (i.e. radiation emitted/reflected from the inner regions of the accretion disc). However, the same effect arise also if the source has a finite height above the disc (i.e. continuum radiation emitted from the primary X-ray source). If the primary continuum originates at low heights, as the possible reflection-dominated spectra discussed above may indicate, even the primary continuum is preferentially emitted along the equatorial plane. The maximum enhancement along the equatorial plane for a primary source at  $2 r_g$  from the rotation axis and at low heights is about a factor 5-6.

## 7 COMMENTS

### 7.1 The narrow optical emission lines of NLS1

The reflection spectrum produced by the inner disk surface has a strong soft X-ray/EUV component due to oxygen and lower Z elements being highly ionised, so making the albedo very high there, and to bremsstrahlung emission. Together with the intrinsic thermal UV radiation from within the disk, this is beamed along the plane of the disk as shown by Fig. 4. If the Balmer lines such as  $H\beta$  are then produced by EUV irradiation of clouds close in height to the disk (but at distances of thousands of gravitational radii) and the systems are observed at low/moderate inclination, then the observed line widths will be small. The anisotropic nature of the irradiation of the broad-line clouds in such systems may therefore help to make them appear narrow.

Peterson et al (2000) have argued that the optical lines in NGC 4051 can be explained by the broad-line region (BLR) being flattened and viewed at low/moderate inclination. Our model causes the BLR to appear flattened due to the anisotropic irradiation.

### 7.2 Observing equatorial beaming

In the standard unified model, Seyfert 2 galaxies are viewed at high inclination (Antonucci 1993). This means that those for which the black hole has a high spin should have a strong reflection component in the transmitted radiation (see Fig. 4). If the X-ray absorption

due to the surrounding torus and other gas is strong, such strong reflection may only be evident in the Compton reflection bump at about 30 keV.

The companion star in stellar mass, black hole X-ray binaries samples the equatorial radiation. If the black hole is rapidly spinning and the binary observed at moderate to low inclination, the equivalent width of the iron line due to reflection on the star could then be greater than expected. This could be relevant to observations of Cyg X-1 (e.g. Miller et al 2002c). A contribution from the outer region of a flared disc may also increase the narrow line EW.

The effects we mentioned above should be better observable during low flux states, when the beaming of both the PLC and the RDC along the equatorial plane is maximal and would provide evidence for the presence of a rapidly spinning central black hole.

### 7.3 The efficiency limit

Some NLS1 galaxies and other sources show remarkably fast and large flux variations (Boller et al. 1997; Remillard et al. 1991) which appear to exceed the “efficiency limit” (Fabian 1979; Brandt et al. 1999). The variations could however be a consequence of the light bending effects discussed here and need not to be intrinsic to the primary continuum. By assuming that the primary source is moving at non-relativistic speed (say  $10^{-2} c$ ) a variability of a factor 20 in the observed flux (source moving between  $h_s = 1r_g$  and  $h_s = 20r_g$  and seen at 30 degrees) can be produced on a timescale of about  $10^4$  seconds if the central black hole has a mass of about  $10^6 M_\odot$ . Even more dramatic variations are produced for a more face-on inclination and, clearly, if the primary source is moving relativistically.

Notice that the variability may be also associated to the appearance of different active regions at different heights. In this case, no source motion is implied and large variations may be seen on arbitrarily short timescales.

### 7.4 Galactic Black Hole Candidates

Strong, broad iron lines have been found in several Galactic Black Hole candidates (BHC, e.g. Martocchia et al 2002; Miller et al 2003, 2002a,b,c), some of which imply rapid spin. The lines are often seen when the source is in a high state. It is not our purpose to explain the behaviour of BHC here, but merely note that some of the observed variability may be accounted for by the strong light bending effects discussed here.

Some state changes (e.g. high to very high) could be due to changes in the height of the primary source above the accretion disk. Some of the extreme variability (see e.g. XTE J1650–500; Tomsick et al. 2003) could for example also be due to light bending effects that can occur on very short timescales of seconds or less in low-mass systems. Several microquasars (e.g. GRS 1915+105; Mirabel & Rodriguez 1999) are viewed at high inclination, which could allow the reflection spectrum to be very strong (see Fig. 4) during low flux states.

### 7.5 Possible complications

As already pointed out, additional variability, with respect to that produced by light bending, is likely to be provided by intrinsic luminosity variations (producing a positive correlation between RDC and PLC) and/or changes in the orbital velocity of the primary

source the effects of which on the RDC/PLC correlation are difficult to predict. Moreover, we do not exclude the presence of multiple active regions which can be located at different heights and distances from the hole axis (see e.g. Iwasawa et al. 1999 for the case of MCG–6-30-15).

The radial ionisation structure on the accretion disc, which we have neglected for simplicity, can also slightly modify our predictions especially during a deep regime I where the inner regions of the disc can be highly ionised. In a deep regime I, one can reasonably expect the ionisation of the disc surface to be concentrated in the inner regions of the disc where the illumination flux is much larger. Ionisation could thus prevent or reduce the emission of the red wing of the iron line (changing also its correlation properties). This could reconcile the light bending model even with the 1998 ultra-dim state of NGC 4051 where strong reflection without evidence for any broad iron line has been reported (Guainazzi et al. 1998; Uttley et al. 1999).

## 8 DISCUSSION AND CONCLUSIONS

(i) We have explored a light bending model (Fabian & Vaughan 2003; Miniutti et al. 2003) in which the observed flux is strongly correlated with the height ( $h_s$ ) of the primary X-ray source above the accretion disc around a massive black hole. High observed fluxes correspond to large  $h_s$  while if the source height is small (few gravitational radii) light bending forces most of the primary emission to be bent onto the disc dramatically reducing the flux and enhancing the reflection features.

(ii) Even without invoking intrinsic luminosity variation (likely to be present both on short and long timescales) changes of more than one order of magnitude in the direct continuum flux can be produced by light bending alone. The reflection-dominated component (RDC) is variable with much smaller amplitude and three different regimes can be identified in which the RDC is correlated, anti-correlated or almost independent with respect to the direct continuum. These regimes correspond to low, high and medium flux states respectively. As a general rule, the iron line EW is anti-correlated with the continuum and becomes almost constant only during very low or very high flux states.

(iii) At low fluxes (low source height) the spectrum becomes naturally reflection-dominated because of light bending. Furthermore the reflected radiation as well can only partly escape the strong gravitational field of the central black hole and some returns to the disc producing multiple reflection from the inner regions of the disc and enhancing the line EW. Low flux states are expected to be associated with broad iron emission lines. However, the ionisation of the inner regions of the disc (likely if the source height is small) may reduce the red wing of the line.

(iv) The emission from the disc (and from the primary source) is also strongly beamed in the equatorial plane due to gravitational lensing and special relativistic beaming. One thus expects an additional reflection component from

- (a) the outer regions of the disc if the disc is flared and diverge from the equatorial plane;
- (b) the putative molecular torus at large distances.

Both these components should produce narrow features in the reflection spectra, although these can be suppressed or enhanced depending on the particular source geometry. The beaming of the emission along the equatorial plane may be relevant also to the properties of the narrow optical emission lines in NLS1 galaxies.



Due to the anisotropy of the illumination, the BLR appear as if they were flattened in the equatorial plane. An observer at low or moderate inclination would then detect narrow optical emission lines. Furthermore, the large and fast variability of some NLS1 galaxies does not need to be intrinsic to the primary continuum and could be explained by light bending without breaking the “efficiency limit”.

The light bending model may be able to explain in a simple and self-consistent way the (otherwise often puzzling) observed temporal and spectral properties of some X-ray sources. In particular, MCG-6-30-15, NGC 4051 and some other NLS1 galaxies seem to be promising candidates for further testing the model against observations.

The long-term variability of Seyfert galaxies could be dominated by changes in the primary source height resulting in an average positive correlation between the RDC and the continuum if the source is in regime I or I/II, in an almost constant RDC if the source is in regime II and in anti-correlation in regime II/III or III.

Additional variability is likely to be provided by intrinsic luminosity variations, changes in the orbital velocity of the primary source and/or the presence of multiple active regions. The ionisation structure of the surface of the accretion disc, which we have neglected for simplicity, can also be relevant and slightly modify our predictions. However, light bending provides a natural explanation for the properties of some X-ray sources and may well produce the bulk of the observed variability reconciling, in many cases, observations with theoretical models for reflection from accretion discs.

We look forward to the results of the November 2002 observation of NGC 4051 in a low flux state (similar to the *Chandra* 2001 state) by *XMM-Newton* to see if the model we are proposing will be supported by the data. We expect that a strong and broad iron line (likely superimposed to a narrow 6.4 keV component from the torus or the outer disc) will provide a good description to the data. Moreover, a large value of the reflection fraction is expected. Notice that ionisation of the inner region of the disc could reduce the red wing of the broad line. An inspection of the *XMM-Newton* data (kindly reduced for us by Simon Vaughan) seems to support our interpretation.

## ACKNOWLEDGEMENTS

We thank Russell Goyder and Anthony Lasenby for help with the initial numerical code that was used to perform some of the computations. We thank Kazushi Iwasawa, Giorgio Matt, Phil Uttley and Simon Vaughan for constructive comments and discussions. We thank the Institute of Astronomy for the use of a 34-processor machine. GM thanks the PPARC for support. ACF thanks the Royal Society for support.

## REFERENCES

- Antonucci R., 1993, *ARA&A* 31, 473  
 Ballantyne D.R., Vaughan S., Fabian A.C., 2003, *MNRAS*, 342, 239  
 Boller Th., Brandt W.N., Fabian A.C., Fink H.H., 1997, *MNRAS*, 289, 393  
 Boller Th. et al., 2002, *MNRAS*, 329, L1  
 Boller Th., Tanaka Y., Fabian A.C., Brandt W.N., Gallo L., Anabuki N., Habay., Vaughan S., 2003, *MNRAS*, 343, L89  
 Brandt W.N., Boller Th., Fabian A.C., Ruzkowski M., 1999, *MNRAS*, 303, L53  
 Dabrowski Y., Fabian A.C., Iwasawa K., Lasenby A.N., Reynolds C.S., 1997, *MNRAS*, 288, L11  
 Dabrowski Y., Lasenby A.N., 2001, *MNRAS*, 321, 605  
 Fabian A.C., 1979, *Royal Society Proceedings, Series A - Mathematical and Physical Sciences*, 366, 449  
 Fabian A.C., Rees M.J., Stella L., White N.E., 1989, *MNRAS*, 238, 729  
 Fabian A.C., Iwasawa K., Reynolds C.S., Young A.J., 2000, *PASP*, 112, 1145  
 Fabian A.C. et al., 2002a, *MNRAS*, 335, L1  
 Fabian A.C., Ballantyne D.R., Merloni A., Vaughan S., Iwasawa K., Boller Th., 2002b, *MNRAS*, 331, L35  
 Fabian A.C., Vaughan S., 2003, *MNRAS*, 340, L28  
 George I.M., Fabian A.C., 1991, *MNRAS*, 249, 352  
 Guainazzi M., Mihara T., Otani C., Matsuoka M., 1996, *PASJ*, 48, 781  
 Guainazzi M. et al., 1998, *MNRAS*, 301, L1  
 Holt S.S., Mushotzky R.F., Boldt E.A., Serlemitsos P.J., Becker R.H., Szymkowiak A.E., White N.E., 1980, *ApJ*, 241, L13  
 Inoue H., Matsumoto C., 2003, *PASJ*, 55, 625  
 Iwasawa K. et al., 1996, *MNRAS*, 282, 1038  
 Iwasawa K., Fabian A.C., Young A.J., Inoue H., Matsumoto C., 1999, *MNRAS*, 306, L19  
 Lamer G., Uttley P., M<sup>c</sup>Hardy I.M., 2000, *MNRAS*, 319, 949  
 Lamer G., M<sup>c</sup>Hardy I.M., Uttley P., Jahoda K., 2003, *MNRAS*, 338, 323  
 Laor A., 1991, *ApJ*, 376, 90  
 Lee J.C., Iwasawa K., Houck J.C., Fabian A.C., Marshall H.L., Canizares C.R., 2002, *ApJ*, 570, L47  
 Longinotti A.L., Cappi M., Nandra K., Dadina M., Pellegrini S., 2003, preprint (astro-ph/0307461)  
 Magdziarz P., Zdziarski A.A., 1995, *MNRAS*, 273, 837  
 Markowitz A., Edelson R., Vaughan S., 2003, *ApJ*, in press, preprint (astro-ph/0308312)  
 Martocchia A., Matt G., 1996, *MNRAS*, 282, L53  
 Martocchia A., Karas V., Matt G., 2000, *MNRAS*, 312, 817  
 Martocchia A., Matt G., Karas V., 2002, *A&A* 383, L23  
 Martocchia A., Matt G., Karas V., Belloni T., Feroci M., 2002, *A&A* 387, 215  
 Matt G., Perola G.C., Piro L., 1991, *A&A*, 247, 25  
 Miller J.M. et al., 2002a, *ApJ*, 570, L69  
 Miller J.M., Fabian A.C., in'tZand J.J.M., Reynolds C.S., Wijnands R., Nowak M.A., Lewin W.H.G., 2002b, *ApJ*, 577, L15  
 Miller J.M. et al., 2002c, *ApJ*, 578, 348  
 Miller J.M. et al., 2003, submitted to *ApJ*, preprint (astro-ph/0307394)  
 Miniutti G., Fabian A.C., Goyder R., Lasenby A.N., 2003, *MNRAS Letters*, in press, preprint (astro-ph/0304523)  
 Mirabel I.F., Rodriguez L.F., 1999, *ARA&A*, 37, 409  
 Papadakis I.E., Petrucci P.O., Maraschi L., M<sup>c</sup>Hardy I.M., Uttley P., Haardt F., 2002, *ApJ*, 573: 92  
 Peterson B.M., et al 2000, *ApJ*, 542, 161  
 Remillard R.A., Grossan B., Bradt H.V., Ohashi T., Hayashida K., 1991, *Nat.*, 350, 589  
 Reynolds C.S., Begelman M.C., 1997, *ApJ*, 488, 109  
 Reynolds C.S., Nowak M.A., 2003, *Physics Reports*, 337, 389  
 Ross R.R., Fabian A.C., Ballantyne D.R., 2002, *MNRAS*, 336, 315  
 Ruzkowski M., 2000, *MNRAS*, 315, 1  
 Shih D.C., Iwasawa K., Fabian A.C., 2002, *MNRAS*, 333, 687  
 Takahashi K., Inoue H., Dotani T., 2002, *PASJ*, 54, 373  
 Tanaka Y., Boller Th., Ueda Y., Keil R., 2003, submitted to *MNRAS*  
 Taylor R.D., Uttley P., M<sup>c</sup>Hardy I.M., 2003, *MNRAS*, 342, L31  
 Tomsick J.A., Kalemci E., Corbel S., Kaaret P., 2003, *ApJ*, 592, 1100  
 Uttley P., M<sup>c</sup>Hardy I.M., Papadakis I.E., 1998, *Nuclear Physics B (Proc. Suppl.)*, 69, 1  
 Uttley P., M<sup>c</sup>Hardy I.M., Papadakis I.E., Guainazzi M., Fruscione A., 1999, *MNRAS*, 307, L6  
 Uttley P., Fruscione A., M<sup>c</sup>Hardy I.M., Lamer G., 2003, *ApJ*, in press, preprint (astro-ph/0306234)  
 Vaughan S. et al. 2003, in preparation  
 Wilms J., Reynolds C.S., Begelman M.C., Reeves J., Molendi S., Staubert R., Kendziorra E., 2001, *MNRAS*, 328, L27