

# Galactic-Field IMFs of Massive Stars

Pavel Kroupa<sup>1</sup> and Carsten Weidner

*Institut für Theoretische Physik und Astrophysik, Universität Kiel, D-24098 Kiel, Germany*

pavel/weidner@astrophysik.uni-kiel.de

(submitted 27th July, accepted by ApJ 13th August 2003)

## ABSTRACT

Over the past years observations of young and populous star clusters have shown that the stellar IMF appears to be an invariant featureless Salpeter power-law with an exponent  $\alpha = 2.35$  for stars more massive than a few  $M_{\odot}$ . A consensus has also emerged that most, if not all, stars form in stellar groups and star clusters, and that the mass function of young star clusters in the solar-neighborhood and in interacting galaxies can be described, over the mass range of a few  $10 M_{\odot}$  to  $10^7 M_{\odot}$ , as a power-law with an exponent  $\beta \approx 2$ . These two results imply that galactic-field IMFs for early-type stars cannot, under any circumstances, be a Salpeter power-law, but that they must have a steeper exponent  $\alpha_{\text{field}} \gtrsim 2.8$ . This has important consequences for the distribution of stellar remnants and for the chemo-dynamical and photometric evolution of galaxies.

*Subject headings:* stars: formation – stars: luminosity function, mass function – galaxies: star clusters – galaxies: evolution – galaxies: stellar content – Galaxy: stellar content

## 1. Introduction

For stars more massive than the Sun the stellar initial mass function (IMF) can be approximated well by a single power-law function,  $\xi(m) \propto m^{-\alpha}$ , with the Salpeter index  $\alpha = 2.35$ ,  $\xi(m) dm$  being the number of stars in the mass interval  $m, m+dm$ . Massey and collaborators (Massey et al. 1995a, 1995b; Massey & Hunter 1998; Parker et al. 2001; Massey 2002) have shown that  $\alpha$  and the mass of the most massive star,  $m_{\text{max}}$ , in a cluster or OB association are invariant in the metallicity range  $0.002 \lesssim Z \lesssim 0.02$ , with  $m_{\text{max}}$  only depending statistically on the richness of the cluster or association. The Salpeter-power law form describes the distribution of stellar masses down to approximately  $0.5 M_{\odot}$ , where the IMF flattens to  $\alpha_1 \approx 1.3$  (Kroupa et al. 1993; Reid et al. 2002), with a further flattening near the sub-stellar mass limit (Chabrier 2003).

Stars form in clusters that contain from a dozen or so members to many millions of stars.

The mass-distribution of local embedded clusters is a power-law,  $\xi_{\text{ecl}} \propto M_{\text{ecl}}^{-\beta}$ , with  $\beta \approx 2$  for  $20 \lesssim M_{\text{ecl}}/M_{\odot} \lesssim 1100$  (Lada & Lada 2003). Hunter et al. (2003) find  $\beta = 2 - 2.4$  for the initial cluster mass function in the Large and Small Magellanic Clouds, and Zhang & Fall (1999) report  $\beta = 2 \pm 0.08$  for young star clusters with  $10^4 \lesssim M_{\text{ecl}}/M_{\odot} \lesssim 10^6$  in the Antennae galaxies. The consensus thus emerges that the cluster mass function (CMF) of young star clusters of all masses can be described by a single power-law form with  $\beta \approx 2$ , which is consistent with the star-cluster samples in six nearby spiral galaxies studied by Larsen (2002) as well as the MF of young globular clusters (Richtler 2003).

The stellar population of a galaxy is progressively build-up over time through star-formation in clusters. Low-mass clusters are much more abundant than massive clusters and contribute most of the stars but do not contain massive stars. Consequently the field-star IMF depends on the form of the MF of star clusters, and will be steeper ( $\alpha_{\text{field}} > \alpha$ ) than the stellar IMF in an individual

<sup>1</sup>Heisenberg Fellow

massive star cluster. The aim of this contribution is to point out this important consequence of clustered star formation on the field-star IMF.

Section 2 quantifies this effect for different cluster and stellar MFs and Section 3 presents the discussion and conclusions.

## 2. The Field IMF from Clustered Star Formation

The composite, galactic-field IMF is obtained by summing up the stellar IMFs contributed by all the star clusters that formed over the age of a galaxy,

$$\xi_{\text{field}}(m) = \int_{M_{\text{ecl},\min}}^{M_{\text{ecl},\max}} \xi(m \leq m_{\text{max}}) \xi_{\text{ecl}}(M_{\text{ecl}}) dM_{\text{ecl}}, \quad (1)$$

where  $\xi_{\text{ecl}}$  is the MF of embedded clusters and  $\xi(m \leq m_{\text{max}})$  is the stellar IMF in a particular cluster within which the maximal stellar mass is  $m_{\text{max}}$ . The mass of the most massive star in an embedded cluster with stellar mass  $M_{\text{ecl}}$  is given by

$$1 = \int_{m_{\text{max}}}^{m_{\text{max}*}} \xi(m) dm, \quad (2)$$

with

$$M_{\text{ecl}} = \int_{m_1}^{m_{\text{max}}} m \xi(m) dm. \quad (3)$$

On combining eqs. 2 and 3 the function  $m_{\text{max}} = \text{fn}(M_{\text{ecl}})$  is quantified by Weidner & Kroupa (2003) who infer that there exists a fundamental upper stellar mass limit,  $m_{\text{max}*} \approx 150 M_{\odot}$ , above which stars do not occur, unless  $\alpha \gtrsim 3$  in which case no conclusions can be drawn based on the expected number of massive stars. We thus have, for each  $M_{\text{ecl}}$ , the maximal stellar mass,  $m_{\text{max}} \leq m_{\text{max}*}$ , and with this information eq. 1 can be evaluated to compute the field-star IMF.

Fig. 1 shows the result assuming  $\beta = 2.2$  for the clusters and  $\alpha = 2.35$  for the stars in each cluster. For the lower “stellar” mass limit  $m_1 = 0.01 M_{\odot}$  is adopted, while the stellar IMF has, in all cases the standard (or “universal”) four-part power-law form,  $\alpha_0 = +0.3(0.01 - 0.08 M_{\odot})$ ,  $\alpha_1 = +1.3(0.08 - 0.5 M_{\odot})$ , and  $\alpha_2 = +2.3(0.5 - 1 M_{\odot})$  (Kroupa 2001). For the minimum “cluster” mass,  $M_{\text{ecl},\min} = 5 M_{\odot}$  (a dozen stars), and for the maximal cluster mass,  $M_{\text{ecl},\max} = 10^7 M_{\odot}$ , are used. The power-law index,  $\alpha_{\text{field}}$ , of the field-star IMF

is calculated from  $\xi_{\text{field}}$  at  $\log_{10}(m/M_{\odot}) = 0.5$  and 1.5. The resulting field-star IMF is well approximated by  $\alpha_{\text{field}} = 2.77$  for  $m \gtrsim 1 M_{\odot}$ . Most massive stars have more than one companion (Zinnecker 2003). It can be shown (Sagar & Richtler 1991) that the binary-star corrected  $\alpha$  is larger by about 0.4 for a binary fraction of 100 per cent. If the binary-star-corrected IMF in each cluster has  $\alpha = 2.7$  then the resulting field-star IMF is even steeper with  $\alpha_{\text{field}} \approx 3.2$ . The steepening of the field-star IMF as a function of the star-cluster MF is plotted in Fig. 2 for three different values of  $\alpha$ . It becomes increasingly pronounced the larger  $\alpha$  is. Below about  $1 M_{\odot}$ ,  $\xi_{\text{field}}$  and  $\xi$  have the same shape (i.e. the same  $\alpha_0, \alpha_1, \alpha_2$ ) because the minimum “cluster”,  $M_{\text{ecl},\min} = 5 M_{\odot}$ , only contains stars with masses less than  $m_{\text{max}} = 1.3 M_{\odot}$  (Weidner & Kroupa 2003).

## 3. Discussion and Conclusions

Field-star IMFs must therefore always be steeper for  $m > 1 M_{\odot}$  than the stellar IMF that results from a local star-formation event such as in a star cluster. This has rather important implications. For example, the number and luminosity function of white dwarfs and galactic supernova rates are determined by the field-star IMF and are rarer than predicted by a stellar IMF (Fig. 3). For a realistic cluster MF with  $\beta = 2.2$  the SN rate is 2.5–5 times smaller than for a stellar IMF. The chemical evolution and global energy feedback into the interstellar medium of a galaxy is determined by the total number of stars born in a distribution of star clusters, and thus by  $\xi_{\text{field}}$  rather than  $\xi$ . Because  $\xi_{\text{field}}(m) < \xi(m)$  for  $m > 1 M_{\odot}$  a smaller effective yield and less feedback energy results per low-mass star. Stellar mass-to-light ratios of galaxies are often calculated by assuming the underlying IMF is a single Salpeter power-law,  $\xi_{\text{Salp}}$ , over the mass interval  $0.1 - 100 M_{\odot}$  (McCaugh et al. 2000). For a given galaxy luminosity a Salpeter power-law IMF overestimates the mass that has been assembled in stars by a factor of about 4/3. Calculating  $M_{\text{field}} = X M_{\text{Salp}}$ , where  $M_{\text{field}}$  is the total mass ever to have been in field stars and  $M_{\text{Salp}}$  the corresponding mass for  $\xi_{\text{Salp}}$ , in the mass interval  $0.1 - 100 M_{\odot}$ , and scaling  $\xi_{\text{field}}$  and  $\xi_{\text{Salp}}$  to have the same number of stars in the mass interval  $1 - 100 M_{\odot}$ , it follows that  $X(\alpha_{\text{field}})$  has an approximately

parabolic shape with  $X = 0.73$ ,  $\alpha_{\text{field}} = 2.35$ , a minimum value  $X = 0.72$  at  $\alpha_{\text{field}} = 2.6$  and  $X = 0.83$ ,  $\alpha_{\text{field}} = 3.5$ , in fine agreement with the dynamical mass estimates of McCaugh (2003). Note that brown-dwarfs contribute less than 7% by mass to a zero-age field-star population for  $\alpha_{\text{field}} < 4.5$  (Kroupa 2002). Furthermore,  $\alpha_{\text{field}}(m > 1 M_{\odot})$  must vary from galaxy to galaxy, because the star-cluster MF varies in dependence of the star-formation rate (SFR) in the sense of a correlation between  $M_{\text{ecl,max}}$  and SFR (Larsen 2002). This is being quantified by Weidner, Kroupa & Larsen (in preparation), and implies that a complete description of the chemodynamical and photometric evolution of galaxies needs the three functions  $\xi(m)$ ,  $\xi_{\text{ecl}}(M_{\text{ecl}})$ , and the star-formation history.

In practice the field-star IMF cannot be observed directly for  $m \gtrsim 1 M_{\odot}$  because these stars have main-sequence life-times shorter than the age of a galaxy. Salpeter (1955) estimated  $\xi_{\text{field}}(m)$  from the luminosity function of nearby field stars by correcting the star-counts for stellar evolution and assuming a uniform stellar birth-rate and found  $\alpha_{\text{Salp}} = 2.35$  for  $0.4 < m/M_{\odot} < 10$ . More recently (and with improved stellar evolution theory) Scalo (1986) and Reid et al. (2002) estimated a field-star IMF for the Milky Way (MW) by first constructing the present-day MF by counting massive stars in the local volume and applying corrections for stellar evolution, the star-formation history of the MW and diffusion of stellar orbits. The resulting field-star IMF can be approximated for  $m > 1 M_{\odot}$  with  $\alpha_{\text{Scalo}} = 2.7$  (Kroupa et al. 1993),  $\alpha_{\text{Reid}} = 2.5 - 2.8$ . Yuan (1992) constrained the field-star IMF from the distribution of stellar remnants, and calculating  $\alpha_{\text{field}}$  from  $\xi_{\text{Yuan}}(m)$  at  $\log_{10}(m/M_{\odot}) = 0.2$  and  $1.2$ , the Yuan-field-IMF has  $\alpha_{\text{Yuan}} = 2.8$  (Yuan's fig.15c) and  $\alpha_{\text{Yuan}} = 2.7$  (Yuan's fig.16c). These estimates are consistent with  $\alpha = 2.35$  and  $\beta = 2.2$ , but they rely on assumptions concerning stellar evolution and the stellar birth-rate history of the MW. Consequently the more direct measurement of  $\alpha$  from very young clusters (yielding  $\alpha_{\text{field}} \approx 2.3$ ) was preferred more recently to define the "standard", or "Galactic-field IMF" (Kroupa 2001, 2002). However, this contribution has made it apparent that  $\alpha_{\text{field}} \gtrsim 2.7$  is closer to the truth. It therefore appears that the field-star IMF should show a change in index

at  $1 < m_1/M_{\odot} < 10$  from  $\alpha = 2.3$  ( $m < m_1$ ) to  $\alpha = \alpha_{\text{field}}$  ( $m \geq m_1$ ).

Massey (2002) finds that massive stars that are not in OB associations have  $\alpha_{\text{iso}} \approx 4$ . This steep IMF of isolated massive stars has sometimes been taken to possibly imply a different mode of star formation in isolated molecular cloud(lets) which may be arrived at if the isolated interstellar medium has a different equation of state (Spaans & Silk 2000). An alternative may be dynamical ejections of massive stars from cluster cores with high velocities (Clarke & Pringle 1992). Higher-mass stars typically have lower ejection velocities and thus cannot spread as far into the field as less massive stars. The results obtained here alleviate this problem of the isolated massive stars by allowing a steeper field-star IMF (Fig. 2).

This research has been supported by DFG grants KR1635/3 and KR1635/4.

## REFERENCES

- Chabrier, G. 2003, *PASP*, 115, 763
- Clarke, C. J. & Pringle, J. E. 1992, *MNRAS*, 255, 423
- Hunter, D. A., Elmegreen, B. G., Dupuy, T. J., Mortonson, M. 2003, *AJ*, in press (astro-ph/0306528)
- Kroupa, P. 2001, *MNRAS*, 322, 231
- Kroupa, P. 2002, *Science*, 295, 82
- Kroupa, P., Tout, C. A., & Gilmore, G. 1993, *MNRAS*, 262, 545
- Lada, C. J., & Lada, E. A. 2003, *ARAA*, in press (astro-ph/0301540)
- Larsen, S. S. 2002, *AJ*, 124, 1393
- Massey, P. 2002, *ApJS*, 141, 81
- Massey, P. & Hunter, D. A. 1998, *ApJ*, 493, 180
- Massey, P., Lang, C. C., Degioia-Eastwood, K., & Garmany, C. D. 1995a, *ApJ*, 438, 188
- Massey, P., Johnson, K. E., & Degioia-Eastwood, K. 1995b, *ApJ*, 454, 151
- McCaugh, S. S. 2003, *ApJ*, submitted

- McGaugh, S. S., Schombert, J. M., Bothun, G. D.,  
& de Blok, W. J. G. 2000, *ApJ*, 533, L99
- Parker, J. W., Zaritsky, D., Stecher, T. P., Harris,  
J., & Massey, P. 2001, *AJ*, 121, 891
- Reid, I. N., Gizis, J. E., & Hawley, S. L. 2002, *AJ*,  
124, 2721
- Richtler, T. 2003, in *Lecture Notes in Physics*,  
Springer, in press (astro-ph/0304318)
- Sagar, R. & Richtler, T. 1991, *A&A*, 250, 324
- Salpeter, E. E. 1955, *ApJ*, 121, 161
- Scalo, J. M. 1986, *Fundamentals of Cosmic  
Physics*, 11, 1
- Spaans, M. & Silk, J. 2000, *ApJ*, 538, 115
- Weidner, C., & Kroupa, P. 2003, *MNRAS*, sub-  
mitted
- Yuan, J. W. 1992, *A&A*, 261, 105
- Zhang, Q. & Fall, S. M. 1999, *ApJ*, 527, L81
- Zinnecker, H. 2003, *IAU Symp.* 212, K. A. van der  
Hucht, A. Herrero, C. Esteban, eds, in press  
(astro-ph/0301078)

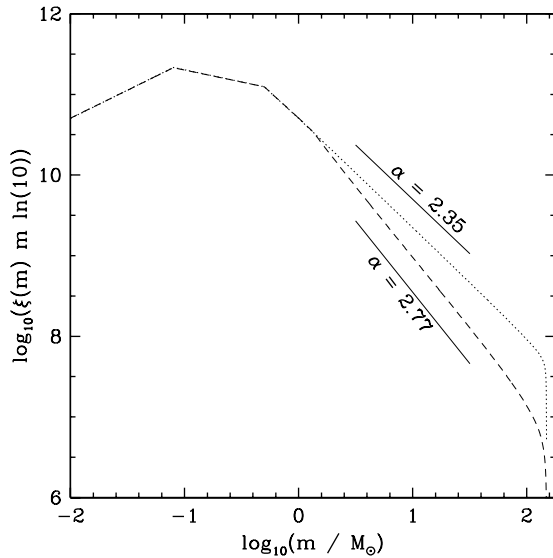


Fig. 1.— The dotted line is the standard stellar IMF,  $\xi(m)$ , in logarithmic units and given by the standard four-part power-law form (eq. 10 in Weidner & Kroupa 2003), which has  $\alpha = 2.35$  for  $m > 1 M_{\odot}$ . The dashed line is  $\xi_{\text{field}}(m)$  for  $\beta = 2.2$ . The IMFs are scaled to have the same number of objects in the mass interval  $0.01 - 1.0 M_{\odot}$ . Note the turndown near  $m_{\text{max}*} = 150 M_{\odot}$  which comes from taking the fundamental upper mass limit explicitly into account (Weidner & Kroupa 2003). Two lines with slopes  $\alpha_{\text{line}} = 2.35$  and  $\alpha_{\text{line}} = 2.77$  are indicated.

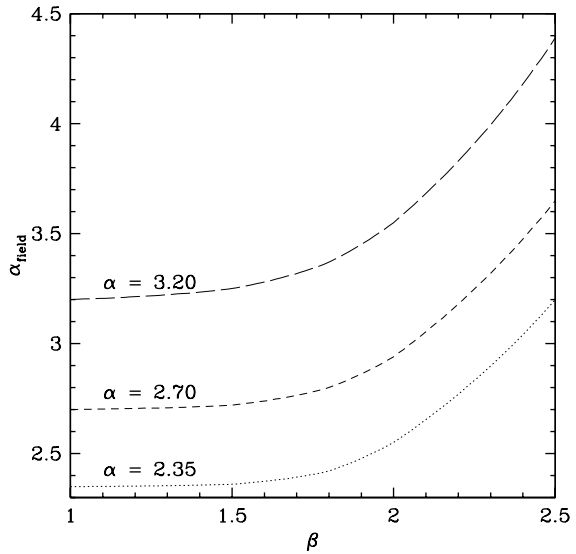


Fig. 2.— The field-star power-law index  $\alpha_{\text{field}}$  ( $m > 1 M_{\odot}$ ) as a function of the star-cluster MF power-law index  $\beta$  for  $\alpha = 2.35, 2.7, 3.2$ . The slope  $\alpha_{\text{field}}$  is calculated as in § 2.

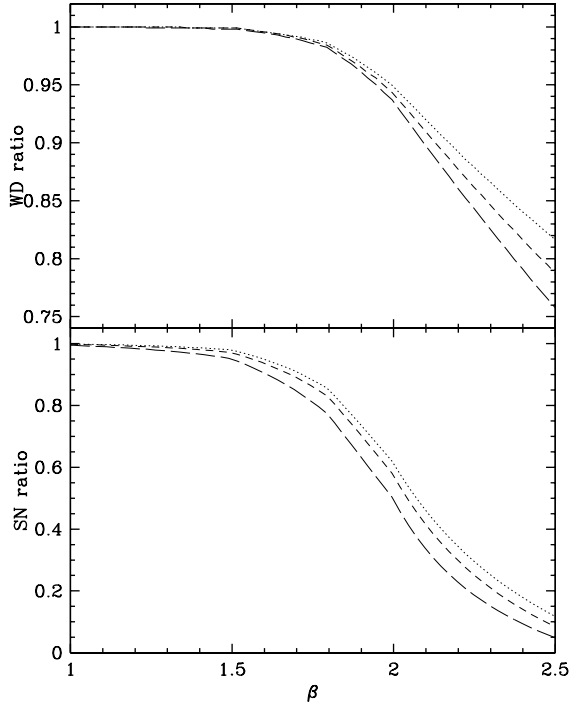


Fig. 3.— Upper panel: The ratio of the number of stars in the field-star IMF relative to the stellar IMF (for  $\alpha = 2.35, 2.7, 3.2$ , dotted, short-dashed and long-dashed lines, respectively) in the mass interval  $0.8 \leq m/M_{\odot} \leq 8$  (the relative number of white dwarfs) in dependence of the cluster mass-function power-law exponent  $\beta$ . Lower panel: The same except for  $8 \leq m/M_{\odot} \leq m_{\text{max}*} = 150 M_{\odot}$  (the relative supernova rate). The normalisation of the IMFs is as in Fig. 1. Note that the panels have different vertical scales.