

# The shallow slope of the $z \sim 6$ quasar luminosity function: limits from the lack of multiple image gravitational lenses

J. S. B. Wyithe

*School of Physics, The University of Melbourne, Parkville, Vic, 3052, Australia*

*Email: swyithe@isis.ph.unimelb.edu.au*

Accepted Received

## ABSTRACT

We place a limit on the logarithmic slope of the luminous quasar luminosity function at  $z \sim 6$  of  $\beta \gtrsim -3.0$  (90%) using gravitational lensing constraints to build on the limit of  $\beta \gtrsim -3.3$  (90%) derived from an analysis of the luminosity distribution (Fan et al. 2003). This tight constraint is obtained by noting that of the two quasars which are lensed by foreground galaxies, neither are multiply imaged. These observations are surprising if the luminosity function is steep because magnification bias results in an overabundance of multiply imaged relative to singly imaged lensed quasars. Our Bayesian analysis uses the a posteriori information regarding alignments with foreground galaxies of the two lensed quasars, and provides a constraint on  $\beta$  that is nearly independent of the uncertain evolution in the lens population. The results suggest that the bright end of the quasar luminosity function continues to flatten out to  $z \sim 6$ , as is observed between  $z \sim 3$  and  $z \sim 5$  (Fan et al. 2001). Provided that SDSS J1148-5251 at  $z = 6.37$  is magnified by an intervening lens galaxy at  $z \sim 5$  (White et al. 2003), we also show that the high lens redshift in this system implies a co-moving density of massive galaxies that is close to constant out to high redshift. This is in agreement with the lack of redshift evolution in the velocity function of dark-matter halos with velocity dispersions near  $200 \text{ km sec}^{-1}$  as predicted by the Press-Schechter formalism. The combination of constraints on the quasar luminosity function and lens galaxy evolution are used to compute an improved estimate for the  $z \sim 6$  multiple image lens fraction of  $\sim 1 - 3\%$ .

**Key words:** quasars:general - cosmology:gravitational lensing

## 1 INTRODUCTION

The quasar luminosity function (LF) is the most basic property of the quasar population. At low redshifts several decades of study have yielded a well defined optical quasar LF with powerlaw slopes at both the faint and bright ends that do not evolve out to  $z \sim 3$  (e.g. Boyle, Shanks & Peterson 1988; Hartwick & Schade 1990; Pei 1995a; Boyle et al. 2000). At higher redshifts only very bright quasars are currently observable at the magnitude limit of large surveys, and recent evidence suggests that the slope of their LF is significantly shallower than observed at  $z \lesssim 3$  (Schmidt, Schneider, Gunn 1995; Fan et al. 2001a). There are now six quasars known with redshifts  $z \gtrsim 5.8$  (Fan et al. 2001b, 2003). These very high redshift quasars provide important constraints for studies of structure formation (Turner 1990; Haiman & Loeb 2001) and reionisation (e.g. Madau, Haardt & Rees 1999; Wyithe & Loeb 2003). Determination of their LF (Fan et al. 2003) is critical if we are to address these issues.

As a population of sources for gravitational lensing the  $z \sim 6$  quasars are unique, being the only sample where the gravitational lensing probability may be of order unity (Wyithe & Loeb 2002a,b; Comerford, Haiman & Schaye 2002). The high expected lensing rate arises through a large magnification bias which increases the fraction of gravitational lenses at a given flux level by drawing sources from the fainter, more numerous population into a flux limited sample. As a result the fraction of quasars in a sample that are multiply imaged by gravitational lenses is sensitive to the slope of the LF. Conversely, the observed multiple image lens fraction may be used to limit the unknown slope of a LF. This exercise was undertaken by Fan et al. (2003). They presented likelihood functions for  $\beta$  given the absence of multiply imaged quasars in the  $z \sim 6$  sample, and found the lack of lenses to be surprising at the  $\sim 90\%$  level if  $\beta \lesssim -3.5$ . This lensing constraint is consistent with their findings for  $\beta$  through direct analysis of the luminosity distribution in the sample which yielded  $\beta \gtrsim -3.35$  (90%). However there is a complication. The lens fraction is lin-

early related (nearly) to the efficiency of the lens population, which is proportional to the expectation value of the velocity dispersion to the fourth power and to the space density of galaxies. Moreover, the lensing rate requires extrapolation of the local galaxy population to higher redshifts, and is also sensitive to cosmology (e.g. Kochanek 1996). Thus the unbiased lensing cross-section is quite uncertain.

While high resolution imaging data (Fan et al. 2001b, 2003) shows none of the six  $z \sim 6$  quasars to be multiply imaged, galaxies have been detected near the line of sight to two quasars (Shioya et al. 2002; White et al. 2003). This is puzzling because magnification bias should result in highly magnified multiply imaged sources being over represented among a population of quasars whose images are located near foreground galaxies. The effect becomes larger as the quasar LF becomes steeper. In this paper we present a Bayesian analysis that employs information on a posteriori alignments of the two lensed quasars. This statistic is much less sensitive to the uncertainties in the lens cross-section than the fraction of multiply imaged quasars, and we show that it produces a tighter limit on  $\beta$ .

The paper is set out as follows. In § 2 we compute the gravitational lens cross-section in light of the recently measured velocity function of galaxies, the probability of multiple imaging for different LFs and the limits on the quasar LF that result from the observed lack of multiply imaged quasars. We then discuss a Bayesian approach to computing the lens fraction in § 3. In § 4 we describe the two high redshift quasars thought to be magnified by gravitational lensing. The probability of getting a multiply imaged quasar within a sub-sample of quasars observed to be near a lens galaxy is discussed in § 5. These probabilities are used to compute likelihood functions for the fraction of lensed singly imaged quasars, and to derive limits on  $\beta$ . In § 6 we use the redshifts of the lens galaxies to constrain simple parametric models for the evolution of the lens galaxy population. We then combine these results with the limits on  $\beta$  to estimate the expected multiple image fraction for  $z \sim 6$  quasars in § 7. Finally in § 8 we discuss the implications of possible multiple imaging in SDSS J1148-5251 for  $\beta$  before presenting our conclusions in § 9. Where required we assume the most recent cosmological parameters obtained through fits to *WMAP* data (Spergel et al. 2003). These include density parameters of  $\Omega_m = 0.27$  in matter,  $\Omega_b = 0.044$  in baryons,  $\Omega_\Lambda = 0.73$  in a cosmological constant, and a Hubble constant of  $H_0 = 71 \text{ km s}^{-1} \text{ Mpc}^{-1}$ .

## 2 THE GRAVITATIONAL LENS CROSS-SECTION AND MULTIPLE IMAGING RATE

The probability that a Spherical Singular Isothermal (SIS) galaxy will lens a back-ground source is proportional to the 4th power of its velocity dispersion  $\sigma$ . Thus what is required to compute the cross-section for gravitational lensing is the *velocity function*. Until recently the velocity function for early type galaxies (the dominant lens population, Kochanek 1996) had to be computed through combination of a galaxy LF with the Faber-Jackson (1976) relation. However this procedure ignores the intrinsic scatter in the Faber-Jackson (1976) relation and is an unreliable method (e.g.

Kochanek 1993). A more reliable representation is now possible using the measured velocity dispersion function of early type galaxies. Sheth et al. (2003) presented the measured velocity dispersion function for early type galaxies. They suggested an analytic fit of the form

$$\phi(\sigma)d\sigma = \phi_\star \left(\frac{\sigma}{\sigma_\star}\right)^\alpha \frac{\exp[-(\sigma/\sigma_\star)^\beta]}{\Gamma(\alpha/\beta)} \beta \frac{d\sigma}{\sigma}, \quad (1)$$

where  $\phi_\star$  is the number density of galaxies and  $\sigma_\star$  is a characteristic velocity dispersion. Sheth et al. (2003) found that the parameters  $\sigma_\star$ ,  $\alpha$  and  $\beta$  are strongly correlated with one another. From Sheth we take  $\phi_\star = (2.0 \pm 0.1) \times 10^{-3} (h_{70}^{-1} \text{ Mpc})^{-3}$ ,  $\alpha = 6.5 \pm 1.0$ ,  $\beta = (14.75/\alpha)^{0.8}$  and  $\sigma_\star = 161\Gamma(\alpha/\beta)/\Gamma[(\alpha+1)/\beta] \text{ km s}^{-1}$ .

Given the Einstein Radius (ER) for an SIS

$$\xi_0 = 4\pi \left(\frac{\sigma}{c}\right)^2 \frac{D_d D_{ds}}{D_s} \quad (2)$$

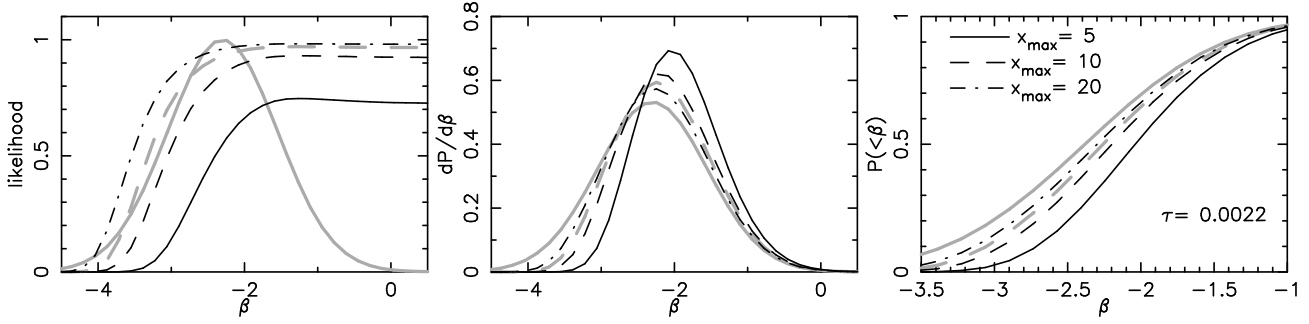
and a constant co-moving density of galaxies, the multiply imaged gravitational lens cross-section for sources at  $z_s$  is

$$\tau(z_s) = \int_0^{z_s} dz \int_0^\infty d\sigma (1+z)^3 \phi(\sigma) \frac{cdt}{dz} \pi \xi_0^2. \quad (3)$$

We found the mean and twice the variance for a set of  $\tau$  computed assuming the parameters  $\phi_\star$  and  $\alpha$  to be distributed as Gaussian within their quoted uncertainties. This procedure yields  $\tau(z_s = 6) = (2.5 \pm 0.25) \times 10^{-3}$ . The statistical uncertainty of 10% is significantly smaller than is obtained through use of the Faber-Jackson (1976) relation and a LF. The value of  $\tau(z_s = 6)$  obtained from the velocity function is a factor of  $\sim 3$  smaller than obtained in estimates of the lens fraction in the very high redshift quasar samples (Wyithe & Loeb 2002a,b; Comerford, Haiman & Schaye 2002). While the implied lens fraction for these samples is still expected to be an order of magnitude higher than in lower redshift samples, it may result in less than one lens being expected in the current sample, hence limiting the use of the lens fraction for constraining the slope of the LF (Wyithe & Loeb 2002b; Comerford, Haiman & Schaye 2002; Fan et al. 2003).

As shown above the use of a measured velocity function reduces the statistical uncertainty in  $\tau$  to 10%. However the remaining systematic error due to the uncertain evolution in the lens population (e.g. Keeton 2002) makes limits based on the lens fraction uncertain. For example, if the co-moving density of galaxies drops in proportion to  $(1+z)^{-\gamma}$  (density evolution) then for  $\gamma = 1$  we find  $\tau(z_s = 6) = (0.9 \pm 0.09) \times 10^{-3}$ , while for  $\gamma = 2$  the value drops to  $\tau(z_s = 6) = (0.4 \pm 0.04) \times 10^{-3}$ . Unless otherwise specified we assume a constant co-moving density of galaxies ( $\gamma = 0$ ). We consider only spherical lenses in this paper. Previous studies (Kochanek & Blandford 1987; Blandford & Kochanek 1987) have found that the introduction of ellipticities  $\lesssim 0.2$  into nearly singular profiles has little effect on the lensing cross-section and image magnification. However the strong magnification bias will favour a high fraction of 4-image lenses (Rusin & Tegmark 2001). Finally we note that the *i*-band dropout quasars are selected independent of morphology, and so do not select against lenses, though the possibility that the lens galaxy itself will prevent detection should be accounted for (Wyithe & Loeb 2002b).

With these points in mind we compute the a-priori probability of multiple imaging in a sample of six quasars



**Figure 1.** Left: Likelihood functions for  $\beta$ . Centre: Differential probability distributions for  $\beta$ . Right: Cumulative probability distributions for  $\beta$ . The lensing constraints based on the fraction of multiply imaged quasars in the sample are shown by the dashed grey curves. The lensing constraints that include information on the alignments between quasars and foreground galaxies are given for different values of  $x$  (dark lines). The solid grey curves in each panel correspond to the likelihood and probability functions for  $\beta$  based on the luminosity distribution alone (Fan et al. 2003). Results are shown for a double powerlaw LF with  $\alpha = -1.75$  and  $\Delta M = 4$ . A constant co-moving density of lens galaxies was assumed.

with  $z \sim 6$  for different LFs. A similar calculation has already been performed by Fan et al. (2003), though we add the improvement of a more accurate  $\tau$  computed from the velocity function, extend the calculation to account for constraints from the luminosity distribution (Fan et al. 2003), and provide a posteriori limits on  $\beta$ . We also modify  $\tau$  to include only those lens galaxies which would not have contaminated the  $i$ -band dropout selection of the quasars as discussed in Wyithe & Loeb (2002b). The probability that a quasar with luminosity  $L$  and magnification bias  $B$  will be multiply imaged by a foreground galaxy is

$$p_{\text{lens}}(L) \sim \frac{B(L)\tau}{B(L)\tau + (1 - \tau)}, \quad (4)$$

where  $p_{\text{lens}}$  is slightly overestimated because we have not included any magnification bias for single image quasars. The sum of magnifications of multiple images ( $\mu$ ) formed by an SIS has a probability distribution of the form

$$\frac{dP_m}{d\mu} = \frac{8}{\mu^3} \quad \text{for } \mu \geq 2, \quad (5)$$

resulting in a magnification bias  $B(L)$  for a SIS and a LF  $\Phi(L)$  of

$$B(L) = \int_2^\infty \frac{d\mu}{\mu} \frac{8}{\mu^3} \frac{\Phi(L/\mu)}{\Phi(L)}. \quad (6)$$

The probability given a LF  $\Phi$ , that in a sample of six quasars at  $z \sim 6$ , none will be lensed is

$$p_{\text{no lens}} = \prod_{i=1, N_q} (1 - p_{\text{lens}}(L_i)), \quad (7)$$

where  $N_q = 6$  and the  $L_i$  are the luminosities of the  $N_q$  quasars.

## 2.1 lens fractions for double powerlaw luminosity functions

A successful fit to the low redshift ( $z \lesssim 2$ ) quasar LF is the double powerlaw (e.g. Boyle et al. 2000)

$$\Phi(L) = \frac{\Phi_0}{L^{-\alpha} + L^{-\beta}}, \quad (8)$$

where  $\alpha$  and  $\beta$  (note we have defined  $\alpha$  and  $\beta$  to be negative) are the slopes of the faint and bright ends of the quasar

LF respectively, and we have expressed the luminosity  $L$  in units of the characteristic break luminosity. Use of the double power-law form for  $\Phi(L)$  implies that we must specify two additional parameters before deriving limits on  $\beta$ . Firstly, since high magnifications will draw quasars that are fainter than the break into the sample, the magnification bias will depend on  $\alpha$ . Moreover use of the double powerlaw requires specification of the quasar luminosity with respect to the break. The  $z \sim 6$  quasars range in luminosity from  $M_{1450} = -27.15 \rightarrow -27.90$  (Fan et al. 2001b, 2003). In this paper we specify the luminosity of the quasars relative to the LF in terms of the difference between the magnitude of the faintest quasar and that of the break ( $\Delta M = 2.5 \log_{10} L$ ). For example if the break were at  $M_{1450} = -26.15$  then  $\Delta M = 1$ .

The resulting probability  $p_{\text{no lens}}$  that in the sample of six  $z \sim 6$  quasars, none will be multiply imaged (given  $\alpha = -1.75$ ,  $\Delta M = 4$ ) is plotted as a function of  $\beta$  in the left hand panels of figure 1 (thick dashed grey line). The lack of multiply imaged quasars is only surprising at the 50% level for values of  $\beta < -3.3$ . The probability  $p_{\text{no lens}}$  is also tabulated in Table 1 for various values of  $\alpha$ ,  $\beta$  and  $\Delta M$ . The lack of multiply imaged quasars is only surprising at the 10% level if  $\beta \lesssim -4$  and  $\Delta M \gtrsim 3$  or if  $\beta \lesssim -3.75$  and  $\Delta M \gtrsim 4$ . We note that these probabilities (and those in figure 9 of Fan et al. 2003) represent a likelihood function for  $\beta$  rather than direct to limits on  $\beta$ . We now turn to computation of these limits.

The posterior probability for  $\beta$  is

$$\frac{dP}{d\beta} \bigg|_{N_{\text{mult}}=0} = N p_{\text{no lens}} \frac{dP_{\text{prior}}}{d\beta}, \quad (9)$$

where  $\frac{dP_{\text{prior}}}{d\beta}$  is the prior probability for  $\beta$ , and  $N$  is a normalising constant. We assume that the prior probability for the slope is flat between two bounds  $\beta_{\text{min}}$  and  $\beta_{\text{max}}$ , hence

$$\frac{dP_{\text{prior}}}{d\beta} = (\beta_{\text{max}} - \beta_{\text{min}})^{-1}. \quad (10)$$

The absence of multiply imaged quasars in the sample is surprising if  $\beta$  is small because the multiple image magnification bias is large in that case, but is less surprising as  $\beta$  is increased. Hence the likelihood function  $p_{\text{no lens}}$  is increasing with  $\beta$  so that the fraction of multiply imaged quasars carries no information on its upper limit. As a result, the con-

**Table 1.** The probability given  $\beta$ , that in a sample of six  $z \sim 6$  quasars none will be lensed. The values are tabulated assuming a constant co-moving density of lens galaxies and various values of  $\alpha$  and  $\Delta M$ .

| $\alpha$        | -1.0 |      |      |      | -1.75 |      |      |       | -2.5 |      |      |       |
|-----------------|------|------|------|------|-------|------|------|-------|------|------|------|-------|
| $\Delta M$      | 1    | 2    | 3    | 4    | 1     | 2    | 3    | 4     | 1    | 2    | 3    | 4     |
| $\beta = -4.0$  | 0.77 | 0.42 | 0.11 | 0.01 | 0.70  | 0.35 | 0.08 | 0.006 | 0.47 | 0.18 | 0.03 | 0.002 |
| $\beta = -3.75$ | 0.82 | 0.57 | 0.28 | 0.08 | 0.77  | 0.51 | 0.24 | 0.07  | 0.56 | 0.33 | 0.13 | 0.03  |
| $\beta = -3.5$  | 0.87 | 0.70 | 0.50 | 0.32 | 0.83  | 0.67 | 0.48 | 0.29  | 0.66 | 0.51 | 0.37 | 0.23  |
| $\beta = -3.0$  | 0.92 | 0.86 | 0.78 | 0.72 | 0.89  | 0.84 | 0.78 | 0.72  | 0.78 | 0.75 | 0.72 | 0.70  |
| $\beta = -2.5$  | 0.96 | 0.93 | 0.91 | 0.90 | 0.94  | 0.93 | 0.91 | 0.90  | 0.87 | 0.87 | 0.87 | 0.87  |
| $\beta = -2.0$  | 0.97 | 0.96 | 0.96 | 0.96 | 0.96  | 0.96 | 0.96 | 0.96  | 0.92 | 0.91 | 0.90 | 0.89  |

fidence with which a small value of  $\beta$  can be excluded given the lensing observations alone is sensitive to  $\beta_{\max}$ . This dependence implies that a small probability  $p$  given some  $\beta$  that a sample of quasars would contain no lenses *does not* translate to a limit on  $\beta$  at the  $100(1-p)\%$  level. A second, independent constraint that limits the upper bound on  $\beta$  and hence lowers the dependence on  $\frac{dP_{\text{prior}}}{d\beta}$  is required.

## 2.2 the addition of constraints from the luminosity distribution

Fan et al. (2003) have derived the constraint  $\beta \pm \Delta\beta$  where  $\beta = -2.3$  and  $\Delta\beta = 0.8$  from their analysis of the luminosity distribution of the  $z \sim 6$  quasars. We take this bound to be the  $1\text{-}\sigma$  level of a Gaussian likelihood function for  $\beta$ . We have plotted this likelihood function for  $\beta$  (normalised to a maximum of 1), as well as the differential and cumulative probability distributions for  $\beta$  in the in the left-hand, central and right-hand panels of figure 1 (solid grey lines).

We now have two constraints on  $\beta$ , one from the fraction of multiply imaged quasars and one from the distribution of luminosities. Assuming these constraints to be independent (this assumption is discussed below), we find a joint likelihood function, and hence posterior probability distribution for  $\beta$

$$\left. \frac{dP}{d\beta} \right|_{N_{\text{mult}}=0} = N p_{\text{no lens}} \exp \left( -\frac{1}{2} \left( \frac{\beta - \bar{\beta}}{\Delta\beta} \right)^2 \right) \frac{dP_{\text{prior}}}{d\beta}. \quad (11)$$

The likelihood function is now normalisable because the distribution of luminosities constrains large values of  $\beta$  (Fan et al. 2003), and is quite insensitive to the prior  $\left. \frac{dP}{d\beta} \right|_{N_{\text{mult}}=0}$  as a result. We plot the posterior differential and cumulative probability distributions in the central and right hand panels of figure 1. These are shown by the dashed light lines, and should be compared to the posterior probability distributions based on the distribution of luminosities alone (solid light lines). The lensing constraint disfavors smaller values of  $\beta$ , resulting in a narrower probability distribution for  $\beta$ . The most likely value for the slope is  $\beta \sim -2.2$ . The addition of the constraint from the fraction of multiply imaged lensed quasars improves on the limits obtained by Fan et al. (2003) from the distribution of luminosities alone. For this choice of  $\Delta M$  and  $\alpha$ , the lack of multiply imaged quasars rules out  $\beta \lesssim -3.0$  at the 90% level. We also construct posterior cumulative probabilities for various values of  $\alpha$  and  $\Delta M$  and plot the results in figure 2 (thick dashed light lines). The

addition of lensing constraints significantly improve the LF limits provided that the quasars are not too close to the LF break. For a constant co-moving density of lens galaxies (upper two rows) we find  $\beta \gtrsim -3.2 \rightarrow -3.0$  (90%) for  $\Delta M \gtrsim 2$ .

It should be noted that the two constraints are not quite independent. In general gravitational lensing tends to flatten the slope of the quasar LF by drawing populous faint quasars into a bright quasar sample (e.g. Pei 1995b). However there are two reasons to think that this is not a problem within the very high redshift quasar sample. Firstly the objects that are lensed are not multiply imaged and so have magnifications smaller than  $\sim 2$ . Secondly, the average change of slope is  $\Delta\beta \sim 0.2$  even in the most optimistic lensing scenario (where  $\beta \sim -3.5$ ) for the  $z \sim 6$  quasars (Wyithe & Loeb 2002b).

## 3 BAYESIAN APPROACH TO COMPUTING THE MULTIPLE IMAGE FRACTION

We may also use a Bayesian approach to compute the multiple image fraction. This will provide us with a natural framework within which to add additional a posteriori information on alignments of quasars with foreground galaxies in § 5. Consider sources with unlensed impact parameters (in units of the ER)  $y = x - 1$  with associated magnifications  $\mu$ . We write the likelihood per logarithm of  $x$  of observing a singly imaged lensed quasar (including magnification bias)

$$L_{\text{single}} = x(x-1) \frac{1}{\mu_{\text{single}}} \frac{\Phi(L/\mu_{\text{single}})}{\Phi(L)}, \quad (12)$$

where the factor  $(x-1)$  accounts for the additional solid angle available at large  $y$ , and  $\mu_{\text{single}} = x/(x-1)$ . This likelihood may be compared to the corresponding average likelihood of observing a multiply imaged quasar

$$L_{\text{mult}} = \int_0^1 dy y \frac{1}{\mu} \frac{\Phi(L/\mu)}{\Phi(L)} \quad (13)$$

$$= \frac{1}{2} \int_2^\infty \frac{d\mu}{\mu} \frac{8}{\mu^3} \frac{\Phi(L/\mu)}{\Phi(L)} = \frac{B(L)}{2}. \quad (14)$$

The likelihood that a quasar will be singly imaged at  $x$  rather than multiply imaged is therefore

$$p_{\text{single}}(\beta | x) = \frac{L_{\text{single}}}{L_{\text{single}} + L_{\text{mult}}}. \quad (15)$$

We may also calculate the posterior probability that a quasar will not be lensed

$$p_{\text{nolens,bayes}} = \int_2^\infty dx p_{\text{single}}(\beta|x) \frac{dP_{\text{prior}}}{dx}, \quad (16)$$

where  $\frac{dP_{\text{prior}}}{dx}$  is the prior probability for the  $x$ . This quantity is one minus the lens fraction and may be approximated using the usual formula for the lens fraction  $\tau B$  or more accurate forms such as equation (4).

For the sample of  $z \sim 6$  quasars, the posterior probability distribution for  $\beta$  is therefore

$$\begin{aligned} \frac{dP}{d\beta} &= N \exp\left(-\frac{1}{2} \left(\frac{\beta - \bar{\beta}}{\Delta\beta}\right)^2\right) \frac{dP_{\text{prior}}}{d\beta} \\ &\times \left[ \prod_{i=1,6} \left( \int_2^\infty dx p_{\text{single}}(\beta|x, L_i) \frac{dP_{\text{prior}}}{dx} \right) \right], \quad (17) \end{aligned}$$

where the prior probability distribution for  $x$  can be computed from the derivative of the Poisson probability that a source lies within a circle of radius  $x - 1$  around a randomly positioned galaxy

$$\frac{dP_{\text{prior}}}{dx} = 2\tau(x-1)e^{-\tau(x-1)^2}. \quad (18)$$

Equation (17) yields identical limits to those based on the multiple image fraction (dashed light lines in figures 1 and 2) as computed in the usual way from equation (4). Moreover, the magnification distribution for singly imaged sources is naturally normalised within the formalism, and hence the magnification bias of singly imaged sources is directly included in the calculation.

#### 4 TWO LENSED $Z \sim 6$ QUASARS

While none of the six  $z \sim 6$  quasars discovered by Fan et al. (2001b, 2003) in the Sloan Digital Sky Survey data are multiply imaged, two have close alignment with a foreground galaxy, implying that they are moderately magnified. We therefore refer to these quasars as *lensed*, though neither is multiply imaged.

- **SDSS J1044-0125** at  $z = 5.74$ : Shioya et al. (2003) have reported a faint foreground galaxy with  $z \sim 1.5 - 2.5$  at a separation of  $\theta = 1.9''$ . Shioya et al. (2003) estimate the velocity dispersion to be  $\sigma \sim 140 - 280 \text{ km/sec}$  for this redshift range. A second image would be detectable if  $\sigma \gtrsim 220 \text{ km/sec}$ . For a SIS galaxy this implies that the magnification of the image could be as high as  $\mu = 2$ , and that the image is located at  $x \sim 2 - 10 \text{ ER}$  (where  $x \sim 10 \text{ ER}$  corresponds to a  $\sigma \sim 140 \text{ km/sec}$  SIS at  $z \sim 2.5$ ).

- **SDSS J1148-5251** at  $z = 6.37$ : This is one of two quasars known to exhibit Gunn-Peterson absorption troughs. White, Becker, Fan & Strauss (2003) present spectra showing emission features in the Ly  $\beta$  trough which they interpret as being Ly  $\alpha$  emission from a foreground galaxy at  $z \sim 4.9$ . This is a likely scenario if gravitational lensing is important and was predicted by Wyithe & Loeb (2002b). Indeed, the smaller than expected Stromgren sphere implies that this quasar has been magnified by the intervening galaxy (White et al. 2003). While the alignment is presumably high, we do not know the degree of alignment with the foreground galaxy, and hence we cannot know  $x$ , though is the quasar is not multiply imaged it must be larger than

2, and is probably comparable to the case SDSS J1044-0125. White et al. (2003) do however provide an estimate of  $\sigma \sim 250 \text{ km/sec}$  for the foreground galaxy from the velocity structure seen in the C IV absorption system. For an SIS at  $z = 4.9$  lensing a source at  $z = 6.37$  with a separation  $\theta$  we have

$$x = 4 \left( \frac{\theta}{1''} \right) \left( \frac{\sigma}{250 \text{ km/sec}} \right)^{-2} \text{ ER}. \quad (19)$$

#### 5 IMPROVED LIMITS ON $\beta$ FROM CLOSE ALIGNMENTS WITH FOREGROUND GALAXIES

The Bayesian approach (§ 3) to computing limits on  $\beta$  from the multiple image fraction allows us to include the a posteriori information on the alignments of the two *lensed* the  $z \sim 6$  quasars.

For illustration, we begin with a hypothetical sample of 6 quasars with  $\Delta M = 4$ ,  $\alpha = -1.75$  and (lensed) impact parameter  $x$ . The relative likelihoods for different values of  $\beta$  given the lack of multiple images are  $[p_{\text{single}}(\beta|x)]^{N_q}$  as specified in equation (15) where  $N_q = 6$ . These likelihoods are shown in the left hand panel of figure 1 for values of  $x$  ranging from 5 to 20 (dark lines). Smaller values of  $\beta$  are strongly disfavoured, particularly if  $x$  is not too large. Next we find the joint likelihood function and hence a posterior probability distribution for  $\beta$  given a common impact parameter  $x$  for six quasars that are not multiply imaged

$$\left. \frac{dP}{d\beta} \right|_x = N [p_{\text{single}}]^{N_q} \exp\left(-\frac{1}{2} \left(\frac{\beta - \bar{\beta}}{\Delta\beta}\right)^2\right) \frac{dP_{\text{prior}}}{d\beta}. \quad (20)$$

The resulting posterior differential and cumulative probability distributions are shown in the central and right hand panels of figure 1 (dark lines). The most likely value is near  $\beta \sim -2$  and the cumulative distributions suggest that  $\beta \gtrsim -3.1 \rightarrow -2.7$  at the 90% level where the systematic dependence is on  $x$ . Thus any additional information about close alignments produces constraints that may significantly tighten the lower limits on the slope of the  $z \sim 6$  quasar LF, with improvements in the limit that are greater than 0.5 units in  $\beta$  for cases where the alignment is high.

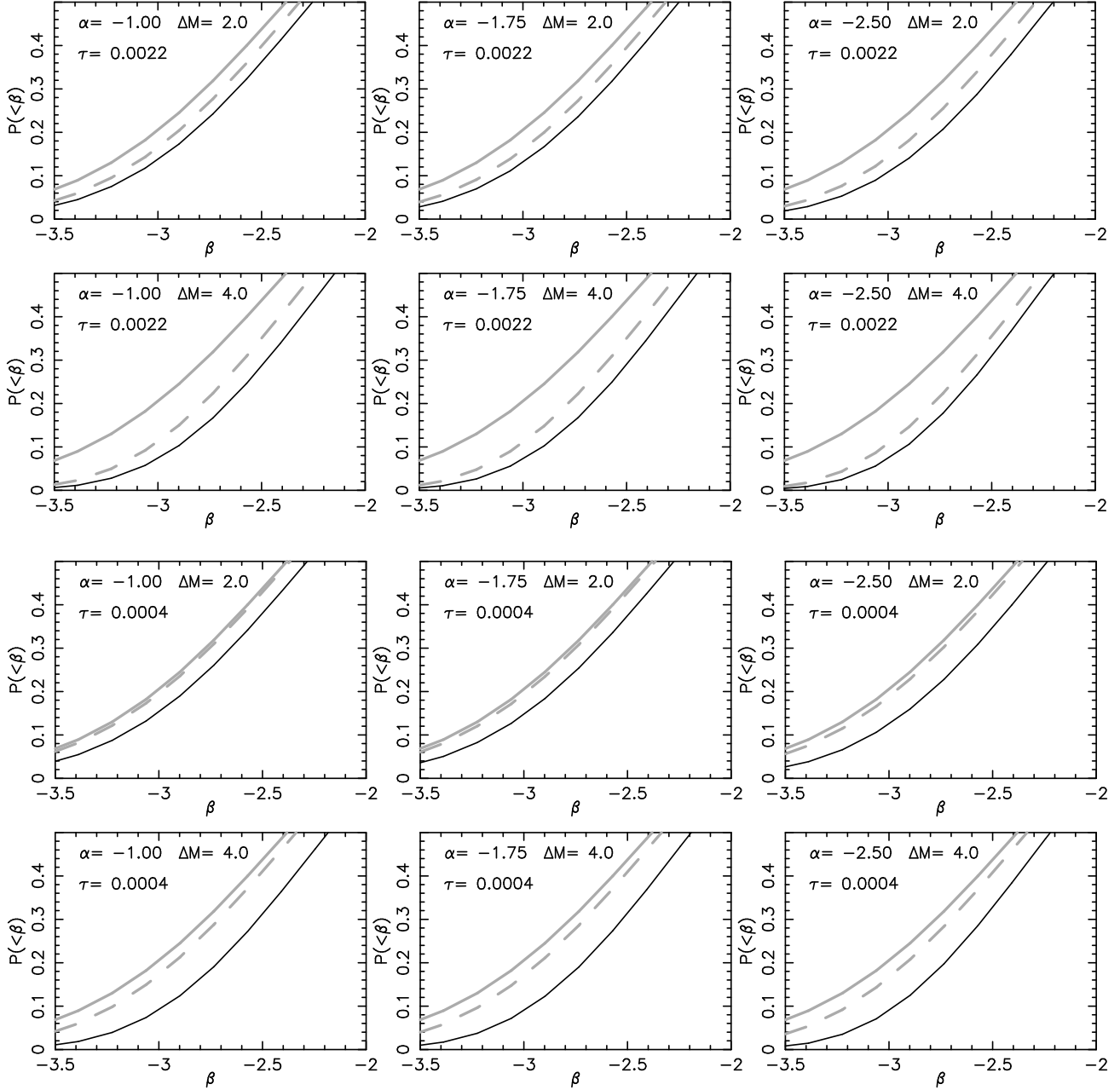
The above example suggests strong dependence of the limits derived for  $\beta$  on the value of  $x$ . For the two *lensed* SDSS quasars discussed in § 4, there are observational limits on  $x$  in the form

$$\frac{dP}{dx} = L_x \frac{dP_{\text{prior}}}{dx}, \quad (21)$$

where  $L_x$  is the likelihood for  $x$  given the observations of  $\sigma$  and  $z$  for the lens galaxy, and  $\frac{dP_{\text{prior}}}{dx}$  is the prior probability for  $x$ . Given the relation  $x = x(\sigma, z)$  the likelihood  $L_x$  is

$$L_x = L_{\sigma} L_z \frac{\partial x}{\partial \sigma} \frac{\partial x}{\partial z} \frac{dP_{\text{prior}}}{d\sigma} \frac{dP_{\text{prior}}}{dz}. \quad (22)$$

For SDSS J1044-0215 Shioya et al. (2003) find the majority of the dependence in the likelihoods for  $\sigma$  and  $z$  to be systematic, while there is no information in this regard for SDSS J1044-0215 (White et al. 2003). We assume flat distributions  $\frac{dP}{dx}$  with limits of  $2 < x < 10$  for the two lensed



**Figure 2.** Cumulative probability distributions for  $\beta$ . The lensing constraints based on the fraction of multiply imaged quasars in the sample are shown by the dashed grey curves. The lensing constraints that include information on the alignments between quasars and foreground galaxies are denoted by the dark lines. The solid grey curves correspond to the probability functions for  $\beta$  based on the luminosity distribution alone (Fan et al. 2003). Results are shown for a double powerlaw LF for various values of  $\alpha$  and  $\Delta M$ . The upper and lower two rows show results assuming density evolution with  $\gamma = 0$  and  $\gamma = 2$  respectively.

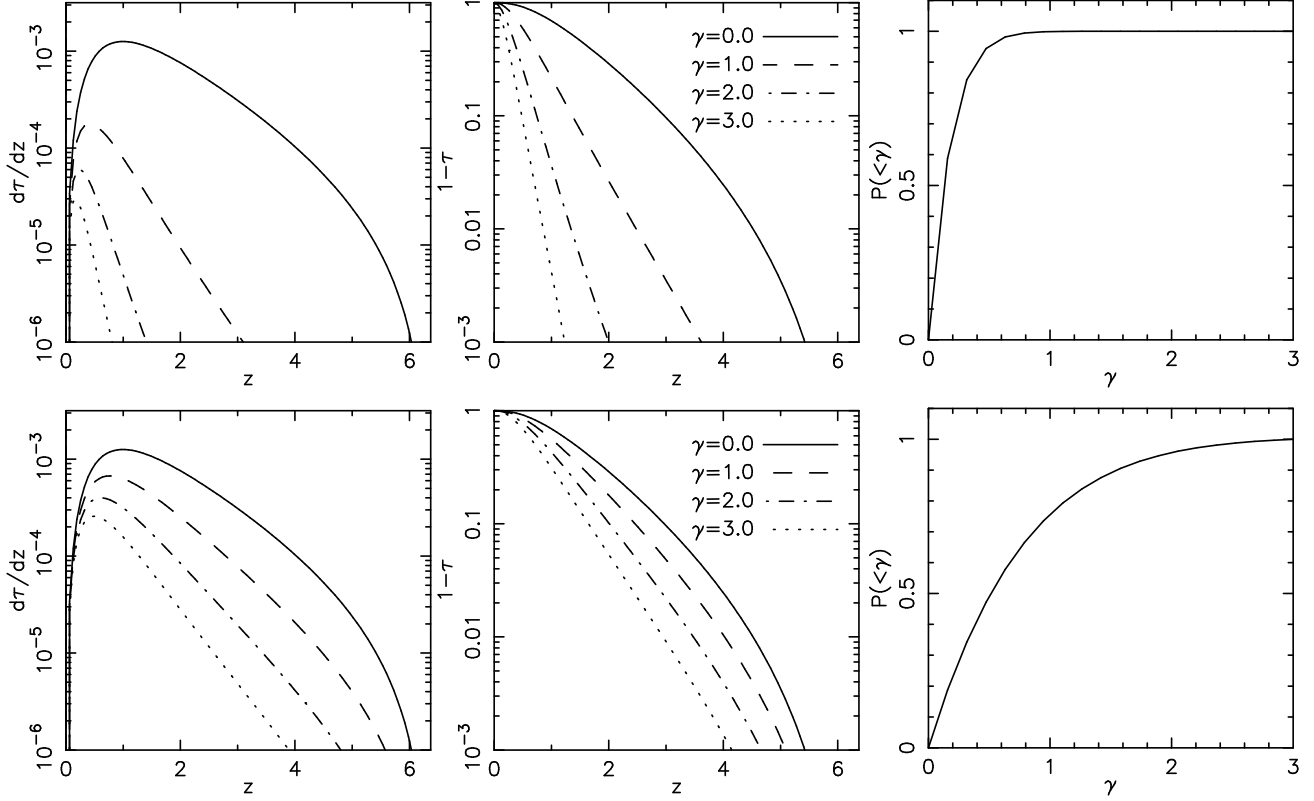
quasars. For the other 4 quasars we assume the prior probability distribution for  $x$  (equation 18).

The posterior differential probability distribution for  $\beta$  then becomes

$$\frac{dP}{d\beta} = N \exp\left(-\frac{1}{2} \left(\frac{\beta - \bar{\beta}}{\Delta\beta}\right)^2\right) \frac{dP_{\text{prior}}}{d\beta} \times \left[ \prod_{i=1,2} \left( \int_2^{10} dx_i p_{\text{single}}(\beta | x, L_i) \right) \right]$$

$$\times \left[ \prod_{i=3,6} \left( \int_2^{\infty} dx p_{\text{single}}(\beta | x, L_i) \frac{dP_{\text{prior}}}{dx} \right) \right]. \quad (23)$$

The resulting cumulative probability distributions are shown in figure 2. The limits on  $\beta$  are significantly tighter than those obtained from the distribution of luminosities alone except in cases where  $\alpha$  is large (shallow faint end slope) and  $\Delta M$  is small (so that magnifications associated with multiple images tend to draw quasars with  $\Delta M < 0$  into the sample). In addition the limits are tighter than those obtained through consideration of the luminosity distribu-



**Figure 3.** Left: The differential lens cross-section for a source at  $z = 6.37$  for different values of  $\gamma$ . Centre: The corresponding fraction of lens galaxies at redshifts larger than  $z$ . Right: The posterior cumulative probability for  $\gamma$ . The upper and lower rows correspond to velocity and density evolution respectively.

tion and multiple image fraction (dashed light lines). For a constant co-moving density of lens galaxies and  $\Delta M \gtrsim 2$  we find  $\beta \gtrsim -3.1 \rightarrow -3.0$ , while for  $\Delta M \gtrsim 4$  we obtain  $\beta \gtrsim -3.0 \rightarrow -2.9$  (both with 90% confidence). Thus the tightest limits come from the inclusion of the a posteriori information that two of the quasars have close alignment with foreground galaxies.

A second important point regarding the limit on  $\beta$  provided by equation (23) is that unlike the limit from the multiple image fraction, it is nearly independent of the value of  $\tau$ . To demonstrate this independence we have computed constraints on  $\beta$  (shown in the lower two panels of figure 2) that assume a dependence in the co-moving density of galaxies of  $(1+z)^{-\gamma}$  where  $\gamma = 2$  (resulting in  $\tau = 0.0004$ ). These limits may be compared with results that assume a constant co-moving density of lens galaxies (in the upper two panels of figure 2). The limits obtained from the multiple image fraction are much weaker if  $\gamma = 2$ . On the other hand the limits that use a posteriori observations of the quasar-lens galaxy alignment are quite insensitive to  $\gamma$ . The reason is that the role of  $\tau$  is replaced by  $\frac{dP}{dx}$  for the two quasars which provide the largest contribution to the likelihood change between large and small values of  $\beta$ .

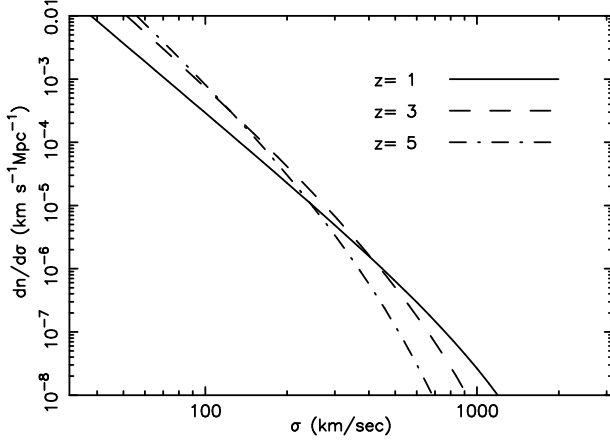
### 5.1 a posteriori choice of statistic

We have computed limits on the value of  $\beta$  using two lensing based constraints, and a posteriori chosen the better

one. This practice becomes unfair if a large number of different constraints are available where each produces a different limit. In the situation described we have two different lensing constraints. However the second constraint utilises additional rather than different information. Thus we are justified in choosing it a posteriori.

## 6 LIMITS ON GALAXY EVOLUTION FROM LENS GALAXY REDSHIFTS

As noted by White et al. (2003) the candidate lens galaxy in the system SDSS J1148-5251 is found at an improbably high redshift, which could provide an argument against the lens hypothesis in this system. This is quantified in figure 3, where the upper curves show the differential cross-section for a source at  $z = 6.37$  lensed by a constant co-moving density of galaxies (left panel), and the fraction of the total cross-section that is found at a redshift larger than  $z$  (right panel). We see that the prior probability of finding a lens at  $z \gtrsim 4.94$  among two lensed quasars is only  $\sim 0.01$ . However the probability of finding a lens at high redshift is an a-posteriori statistic, i.e. we have chosen one of a possible number of a-priori unlikely events after the observation has already been made. Moreover the selection of lenses within the sample is not uniform in redshift. In particular, since the galaxy in front of SDSS J1148-5251 was identified spectroscopically via its Ly- $\alpha$  emission line, it would be more easily identified at high redshift. In addition, the cross-sections



**Figure 4.** The velocity dispersion function of dark matter halos at several redshifts.

plotted in figure 3 refer to multiple imaging so that the low probability for a high redshift lens results from the small size of the Einstein Ring radius at high redshift. In contrast, the redshift distribution of galaxies (with velocity dispersions larger than  $\sigma$ ) that lie within some specified angular separation along the line of sight to a back-ground quasar implies that there would be 1 chance in  $\sim 3$  of finding such an aligned galaxy at  $z > 4.96$ . The role of magnification bias in making lensing a likely scenario probably results in an a-posteriori probability of finding a high redshift fore-ground galaxy that lies somewhere between these two extremes.

The redshift distribution of gravitational lenses may be used to constrain evolution in the lens galaxy population (Kochanek 1992; Ofek, Rix & Maoz 2003). While the absolute probability of having observed a high redshift lens is difficult to quantify, we may more easily discuss the relative likelihoods of observing a high redshift lens as a function of lens galaxy population. For definiteness we consider two parameterisations for the evolution of the lens galaxy population: firstly evolution of the characteristic velocity  $\sigma_*(z) = \sigma_*(1+z)^{-\gamma}$ , and secondly evolution of the characteristic density  $\phi_* = \phi_*(1+z)^{-\gamma}$ , which we term velocity and density evolution respectively. The left hand panels of figure 3 demonstrate the effect on the lens cross-section of varying  $\gamma$ . Values of  $\gamma$  that differ from 0 (constant co-moving evolution) result in a lens population that is truncated at high redshift. This effect may also be seen in the central panels of figure 3 where we have plotted the fraction of cross-section at redshifts larger than  $z$ . Values of  $\gamma > 0$  are disfavoured by the existence of a lensing galaxy at  $z = 4.96$  among a sample of only two lens galaxies.

To quantify this statement we construct a likelihood function for  $\gamma$  from the product of the normalised probabilities for the lens redshifts. The likelihood should include constants ( $s_i$ ) to account for the relative detectabilities of the two lenses (the two galaxies were discovered separately via different techniques), though the limits on galaxy evolution are independent of these since the constants are independent of the evolution. The likelihood function is

$$L_\gamma = \prod_{i=1}^2 s_i \int_2^\infty dx \frac{dP_i}{dx} (x-1)^2 \frac{d\tau_i}{dz} B_i \propto \prod_{i=1}^2 \frac{d\tau_i}{dz}, \quad (24)$$

where the  $\frac{d\tau}{dz}$  are differential cross-sections evaluated at the lens and source redshifts, the integrals over the distributions  $\frac{dP_i}{dx} (x-1)^2$  account for the relative alignments of the quasar and galaxy, and the  $B_i$  are the magnification biases. The relative likelihood is dependent only on the product of the differential cross-sections. Note that the likelihood (equation 24) is only applicable if the magnification bias has aided in selection of the quasar, so that the source may be considered lensed. This is a caveat to the constraints imposed on  $\gamma$  in this section. However the quasar does appear to be magnified, as evidenced by the smaller than expected Stromgren sphere (White et al. 2003).

In the right hand panels of figure 3 we plot the posterior cumulative probability for  $\gamma$

$$P(< \gamma) = \int^\gamma N L_{\gamma'} \frac{dP_{\text{prior}}}{d\gamma'}, \quad (25)$$

assuming a flat prior probability distribution for  $\gamma$  at values greater than 0. By excluding the possibility of  $\gamma < 0$  we are assuming that the lens galaxy population increases monotonically in time as expected in hierarchical merging scenarios. This choice also leads to more conservative limits on  $\gamma$ . We find  $\gamma \lesssim 0.4$  and  $\gamma \lesssim 1.6$  at the 90% level assuming velocity and density evolution respectively. The possible presence of a lens galaxy at such a high redshift therefore offers an opportunity to constrain the (mass selected) co-moving density of massive galaxies to be close to constant out to high redshifts. This result is consistent with the study of Ofek, Rix & Maoz (2003) who performed a detailed study on a large sample (15) of multiple image lenses at  $z \sim 1-2$ .

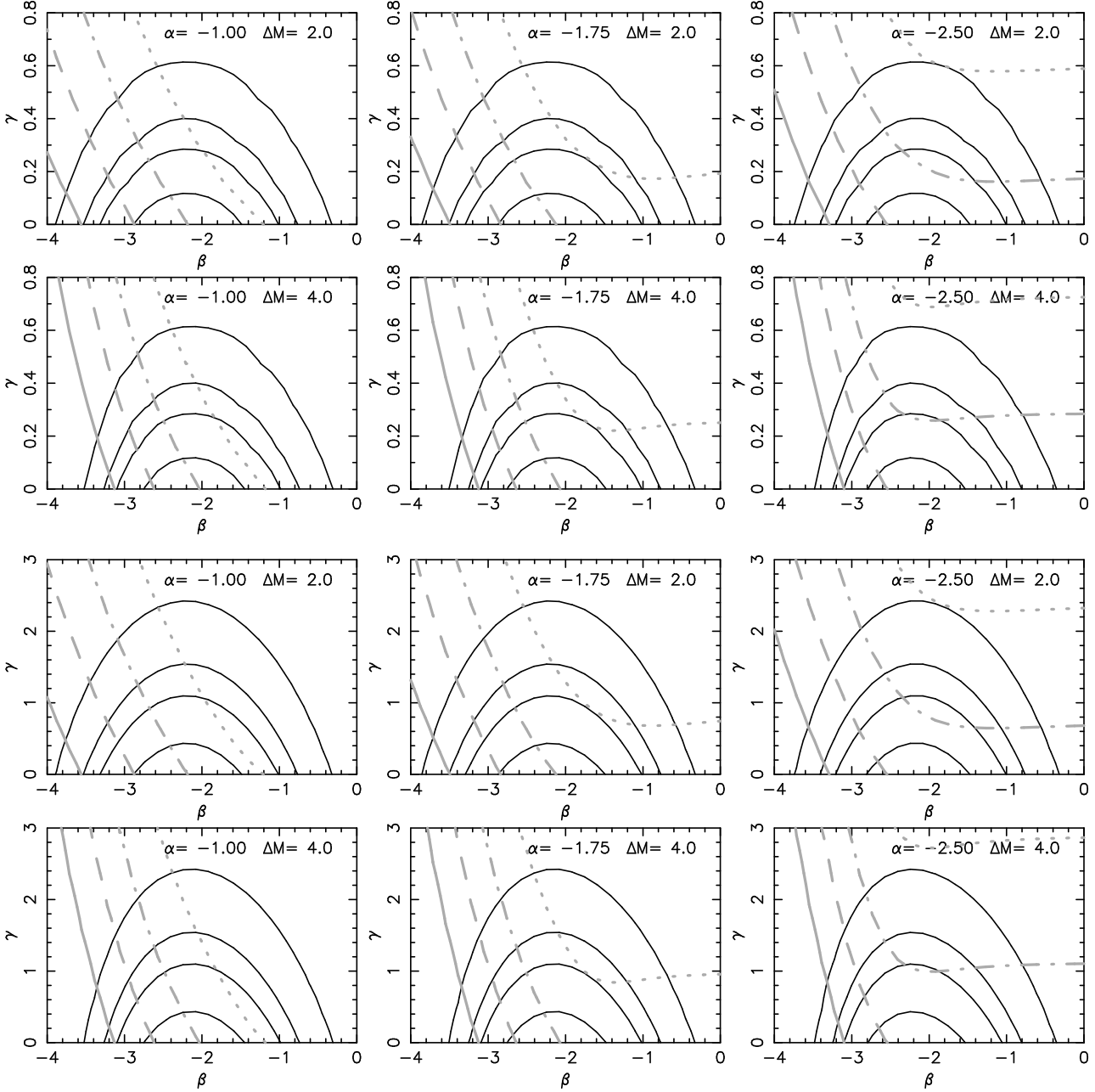
A constant co-moving density of lens galaxies out to  $z \sim 5$  may not be surprising in light of the Press-Schechter (1976) prediction for the velocity function of dark-matter halos (number per cubic comoving Mpc per unit velocity). Taking the circular velocity  $v_{\text{vir}}$  to equal the virial velocity of an SIS dark matter halo with mass  $M$  (Barkana & Loeb 2001), and a velocity dispersion  $\sigma = v_{\text{vir}}/\sqrt{2}$  we find

$$\frac{dn}{d\sigma} = M \frac{dn}{dM} \frac{\sqrt{2}}{3v_{\text{vir}}}, \quad (26)$$

where  $\frac{dn}{dM}$  is the Press-Schechter (1976) mass function. The resulting velocity function of dark matter halos is plotted in figure 4 at a series of redshifts. Note that near velocity dispersions of  $\sigma \sim 200 \text{ km sec}^{-1}$ , which dominate the lens cross-section, there is little evolution in  $\frac{dn}{d\sigma}$  from  $z \sim 1$  to  $z \sim 5$ . If massive galaxies occupied dark matter halos in the past as they do today, we would therefore expect little evolution in the lens population, even out to large redshifts.

## 7 WHAT IS THE MULTIPLE IMAGE LENSING RATE FOR $Z \sim 6$ QUASARS?

We may combine the information obtained for  $\beta$  and  $\gamma$  and estimate the expected multiple imaging rate for  $z \sim 6$  quasars. Since our earlier limits on  $\beta$  are independent of  $\tau$ , while the limits derived for  $\gamma$  are insensitive to the magnification bias, the constraints placed on  $\beta$  and  $\gamma$  in § 5 and § 6 are independent. In figure 5 we have plotted the resulting joint probability function (dark contours); the contours shown are at 61, 26, 14 and 3.6% of the peak value, corresponding to



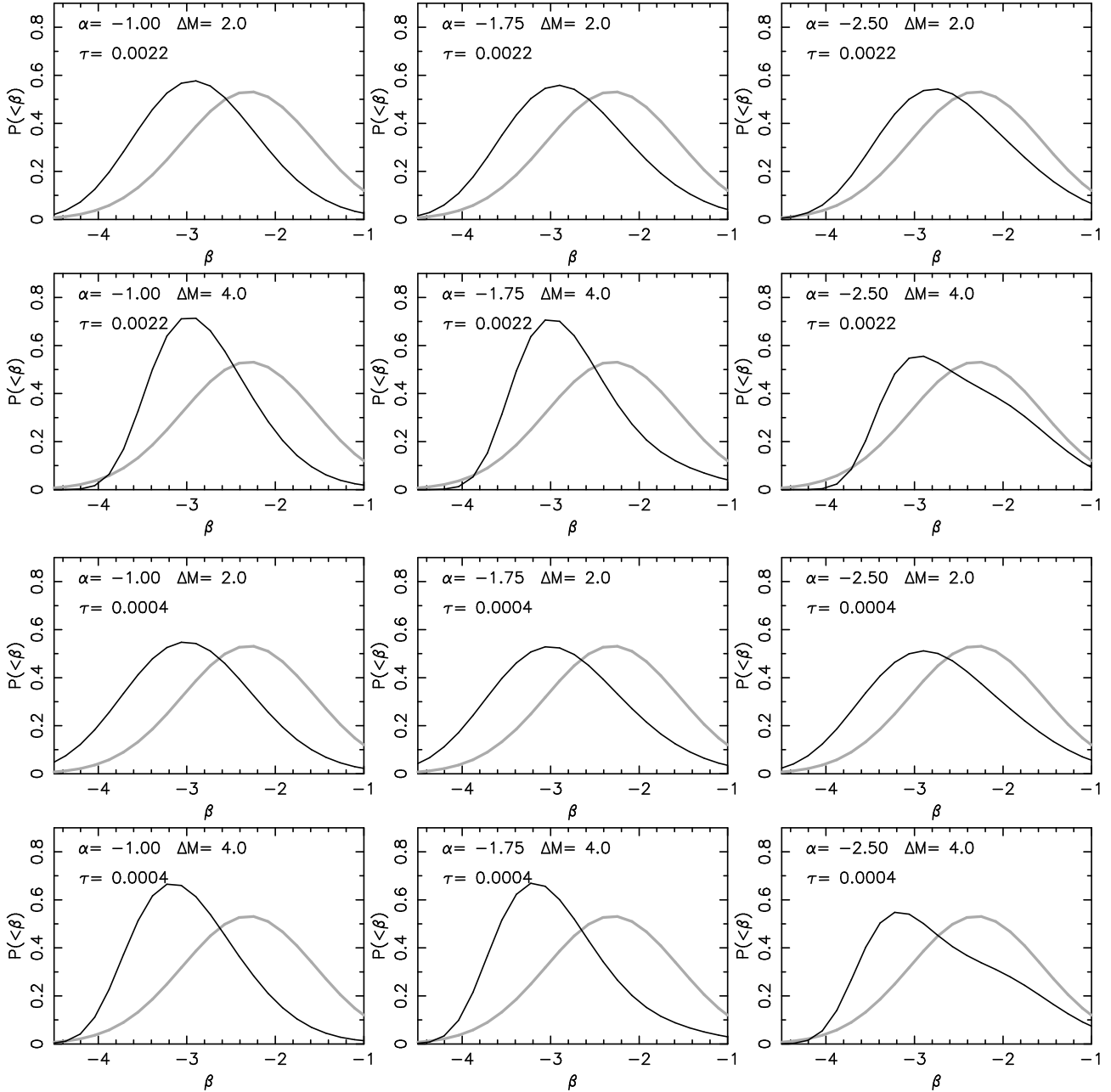
**Figure 5.** Dark contours: the joint probability function for  $\beta$  and  $\gamma$ . The contours show 61, 26, 14 and 3.6% of the peak value, corresponding to the 1, 2, 3 and 4  $\sigma$  levels. Grey contours: The predicted lensing rate. The solid, dashed, dot-dashed and dotted contours correspond to lens fractions of 0.1, 0.03, 0.01 and 0.003. The upper and lower rows correspond to velocity and density evolution respectively and results are shown for a double powerlaw LF with various values of  $\alpha$  and  $\Delta M$ .

the 1, 2, 3 and 4  $\sigma$  levels of a Gaussian distribution. The upper two and lower two rows of figure 5 correspond to velocity and density evolution respectively and in each case results are shown for a double powerlaw LF with various values of  $\alpha$  and  $\Delta M$ . The figure shows that the preferred values are found near  $\gamma = 0$  and  $\beta = -2.1$ . We also show contours of the multiple image fraction (light contours); the solid, dashed, dot-dashed and dotted contours correspond to lens fractions of 0.1, 0.03, 0.01 and 0.003. We find that the multiple image fraction should be  $\sim 1 - 3\%$ . This value is lower than previous estimates due to constraints on the shallow luminosity function, and unfortunately implies that

a  $z \sim 6$  lens may not be found among the complete sample of SDSS  $z \sim 6$  quasars.

## 8 WHAT IF SDSS J1148-5251 WERE MULTIPLY IMAGED?

While current high resolution imaging suggests that all of the  $z \sim 6$  quasars are point sources, White et al. (2003) note the possibility that SDSS J1148-5251 is multiply imaged cannot be ruled out by current observations due to the small angular diameter of the Einstein ring in this system;



**Figure 6.** Differential probability distributions for  $\beta$ . The lensing constraints that include information on the alignments between singly imaged quasars and foreground galaxies as well as a single multiply imaged quasar are denoted by the dark lines. The solid grey curves correspond to the probability functions for  $\beta$  based on the luminosity distribution alone (Fan et al. 2003). Results are shown for a double powerlaw LF for various values of  $\alpha$  and  $\Delta M$ . The upper and lower two rows show results assuming density evolution with  $\gamma = 0$  and  $\gamma = 2$  respectively.

$\Delta\theta \sim 0.3''$  for a  $\sigma = 250\text{km/sec}$  galaxy at  $z = 4.94$  lensing a quasar at  $z = 6.37$ . For comparison the  $z \sim 6$  quasars have been imaged at a resolution of  $\sim 0.4''$  (Fan et al. 2003). It is therefore possible that SDSS J1148-5251 is multiply imaged but appears as a point source, though we note that this is an unlikely scenario since with  $4''$  seeing, a double with a  $3''$  separation should be recognisable if the flux ratio is smaller than 10 : 1 (Chris Kochanek 2003, private communication). Multiple imaging of SDSS J1148-5251 would have important implications for the study of the  $z \sim 6$  LF, invalidating the constraints on  $\beta$  obtained in § 5. We have

therefore computed the limits imposed on  $\beta$  by the observation of one multiply imaged source (SDSS J1148-5251) and one singly imaged source with high alignment (SDSS J1044-0125) among a sample of six quasars at  $z \sim 6$ .

The likelihood function for this scenario may be written as the product of the probability that a source is lensed with the likelihood that the remainder are singly imaged. The observation that one of the quasars is multiply imaged constrains large values of  $\beta$ , while the observation of high alignment without multiple imaging limits small values of  $\beta$  as discussed in previous sections. The maximum of the com-

binned likelihood function lies in the lower end of the range specified by the luminosity distribution (Fan et al. 2003). The posterior probability function for the sample of  $z \sim 6$  quasars may be written

$$\frac{dP}{d\beta} = N \exp \left( -\frac{1}{2} \left( \frac{\beta - \bar{\beta}}{\Delta\beta} \right)^2 \right) \frac{dP_{\text{prior}}}{d\beta} \times p_{\text{lens}}(\beta, L_1) \times \left[ \int_2^{10} dx p_{\text{single}}(\beta|x, L_2) \right] \quad (27)$$

$$\times \left[ \prod_{i=3}^6 \left( \int_2^{\infty} dx p_{\text{single}}(\beta|x, L_i) \frac{dP_{\text{prior}}}{dx} \right) \right] \quad (28)$$

and is plotted in figure 6 for various values of  $\Delta M$  and  $\alpha$ . We find the preferred value in this case to be  $\beta \sim -3$ . As noted in § 2.1 it is surprising that one quasar in the sample would be lensed, but not at a highly significant level. The observation of one lensed lensed quasar therefore prefers smaller values of  $\beta$ , for which the magnification bias is larger, and also slightly tightens the allowed range for  $\beta$ . In summary, if SDSS J1148-5251 were multiply imaged the preferred value for the slope would be  $\beta \sim -3$ , which is ruled out at the 90% level if the quasar is singly imaged but with a high alignment. From figure 5 we see that  $\beta \sim -3$  implies a lens fraction of  $\sim 3 - 10\%$  rather than  $\sim 0.3 - 1\%$ , which is more consistent with previous estimates. This underlines the importance of determining whether this quasar is multiply imaged or merely lensed.

## 9 CONCLUSION

From their analysis of the luminosity distribution of quasars at  $z \sim 6$  Fan et al. (2003) determined a slope for the quasar LF of  $\beta \gtrsim -3.3$  (90%). This slope is consistent with the value found for the slope of the LF at  $z \sim 4.3$ , but is not consistent with the slope of the LF of bright quasars at  $z \lesssim 3$ . It is also possible to constrain the slope of the LF using the fraction of multiply imaged lensed quasars. Fan et al. (2003) computed the probability of obtaining a lens fraction of zero as a function of  $\beta$  and found that the constraints were similar to those of the LF. We have performed a Bayesian analysis including both of these (nearly) independent constraints, yielding the result that at 90% confidence  $\beta \gtrsim -3.3 \rightarrow -3.0$  provided that the quasars are at least 2 magnitudes brighter than the unknown position of a break in a double powerlaw LF. The systematic dependence in the constraint is due to the unknown slope of the LF at fainter luminosities, the luminosity of the break and the uncertain evolution in the lens galaxy population.

While inclusion of constraints from the multiple image fraction somewhat improves the limits on  $\beta$ , we have shown that the additional information from observations that neither of the two quasars which lie near to the line of sight to foreground galaxies (and which are therefore lensed) are multiply imaged provides a stronger lensing based constraint on the slope  $\beta$ . We find that for a double powerlaw LF  $\beta \geq -3.1 \rightarrow -2.9$  with 90% confidence. Unlike the constraint that uses only the multiple image fraction, this limit is nearly independent of evolution in the lens population, and adds further evidence of a trend to shallower LF slopes at large redshifts.

We also find that the existence of a lens galaxy at  $z \sim 5$  in a sample of two lenses constrains the evolution in the massive galaxy population to be close to that of constant comoving density (provided that the quasar behind the  $z \sim 5$  galaxy is subject to magnification bias). This lack of evolution in the lens population is consistent with the lack of redshift evolution in the velocity function of dark-matter halos (for velocity dispersions near  $200 \text{ km sec}^{-1}$ ) as predicted by the Press-Schechter formalism.

Finally the constraints on the quasar luminosity function and lens population have been used to compute an improved estimate for the expected  $z \sim 6$  multiple image lens fraction of  $\sim 1 - 3\%$ . This value is lower than previous estimates due to the tight constraints on the slope of the LF.

## ACKNOWLEDGEMENTS

I would like to thank Chris Kochanek for helpful comments during the course of this work.

## REFERENCES

- Barkana, R., & Loeb, A. 2001, Phys. Rep., 349, 125
- Blandford, R. D., & Kochanek, C. S. 1987, ApJ, 321, 658
- Boyle, B.J., Shanks, T., & Peterson, B.A. 1988, MNRAS, 235, 935
- Boyle, B. J., Shanks, T., Croom, S. M., Smith, R. J., Miller, L., Loaring, N., & Heymans, C. 2000, MNRAS, 317, 1014
- Comerford, J. M., Haiman, Z., & Schaye, J. 2002, ApJ, 580, 63
- Faber, S. M. & Jackson, R. E. 1976, ApJ, 204, 668
- Fan, X., et al. 2001a AJ, 121, 54
- Fan, X., et al. 2001b AJ, 122, 2833
- Fan, X. et al. 2003, Astron. J., 125, 1649
- Gunn, J. E., & Peterson, B. A. 1965, ApJ, 142, 1633
- Haiman, Z., & Loeb, A., 2001, ApJ, 503, 505
- Hartwick, F.D.A., & Schade, D. 1990, ARA&A, 28, 437
- Keeton, C. R. 2002, ApJL, 575, L1
- Kochanek, C. S. 1993, ApJ, 419, 12
- Kochanek, C. S. 1996, ApJ, 466, 638
- Kochanek, C. S., & Blandford, R. D. 1987, ApJ, 321, 676
- Kochanek, C. S. 1992, ApJ, 384, 1
- Madau, P., Haardt, F., & Rees, M.J. 1999, ApJ, 514, 648
- Ofek, E. O., Rix, H., & Maoz, D. 2003, MNRAS, 343, 639
- Pei, Y. C. 1995a, ApJ, 438, 623
- Pei, Y. C. 1995b, ApJ, 440, 485
- Press, W. H., & Schechter, P. 1974, ApJ, 187, 425
- Rusin, D., Tegmark, M., 2001, ApJ, 553, 709
- Schmidt, M., Schneider, D.P., & Gunn, J.E. 1995, AJ, 110, 68
- Shioya, Y. et al. 2002, PASJ, 54, 975
- Spergel, D. et al. 2003, ApJ, submitted; astro-ph/0302209
- Turner, E.L., 1991, Astron. J., 101, 5
- White, R. L., Becker, R. H., Fan, X., & Strauss, M. A. 2003, astro-ph/0303476
- Wyithe, J. S. B. & Loeb, A. 2002a, Nature, 417, 923
- Wyithe, J. S. B. & Loeb, A. 2002b, ApJ, 577, 57
- Wyithe, J. S. B., & Loeb, A. 2003, ApJ, in press; astro-ph/0209056