

$|V|$: New insight into the circular polarisation of radio pulsars.

A. Karastergiou^{1,2}, S. Johnston¹, D. Mitra², A. G. J. van Leeuwen³, and
R. T. Edwards⁴

¹*School of Physics, University of Sydney, NSW 2006, Australia*

²*Max-Planck Institut für Radioastronomie, Auf dem Hügel 69, 53121 Bonn, Germany*

³*Astronomical Institute, Utrecht University, Postbus 80000, 3508 TA Utrecht, The Netherlands*

⁴*Astronomical Institute “Anton Pannekoek”, University of Amsterdam, Kruislaan 403, 1098 SJ Amsterdam, The Netherlands*

Released 2003 Xxxxx XX

ABSTRACT

We present a study of single pulses from nine bright northern pulsars to investigate the behaviour of circular polarisation, V . The observations were conducted with the Effelsberg 100-m radio telescope at 1.41 GHz and 4.85 GHz and the Westerbork radio telescope at 352 MHz. For the first time, we present the average profile of the absolute circular polarisation $|V|$ in the single pulses. We demonstrate that the average profile of $|V|$ is the distinguishing feature between pulse components that exhibit low V in the single pulses and components that exhibit high V of either handedness, despite both cases resulting in a low mean. We also show that the $|V|$ average profile remains virtually constant with frequency, which is not generally the case for V , leading us to the conclusion that $|V|$ is a key quantity in the pulsar emission problem.

Key words: pulsars: general - polarization

1 CIRCULAR POLARISATION IN PULSARS

Radio emission from pulsars is highly polarised. Occasionally the linear polarisation L is extraordinarily high, sometimes close to 100% of the total radio emission, and the circular polarisation V is amongst the highest observed in natural sources of electromagnetic radiation. Typically, however, it is only a small fraction of the total pulsar emission, although in some cases it can be much larger (i.e. $\sim 60\%$ in PSR B1702 – 03 in Radhakrishnan & Rankin 1990). The polarisation of pulsar emission has been attributed to the emission mechanism itself and to propagation effects in the pulsar magnetosphere (e.g. Melrose 2000). Simultaneous, multi-frequency observations in full polarisation have shown irregularities in the polarisation of single pulses at different frequencies, which have been considered direct observational evidence of propagation effects (Karastergiou et al. 2001, 2002; Karastergiou, Johnston & Kramer 2003).

Average pulse profiles of radio pulsars are known to stabilise after the integration of a sufficient number of pulses. This also holds for the polarisation profile, although the stabilising time-scales for polarisation are longer than for total power (Rathnasree & Rankin 1995). Inspecting such average profiles, Rankin (1983a, b, 1986) claimed that there is a difference in the circular polarisation in central or *core* components from that in outer, *cone* components, thought

to originate in cones of emission around the magnetic axis. More specifically, core components exhibit a higher degree of V in the integrated profile than cone components, often characterised by an “S”-shaped swing from one to the other handedness (Clark & Smith 1969). On the other hand, cone components are weakly circularly polarised in comparison to their core counterparts. In fact, it was such differences, combined with a difference in the spectral behaviour of core and cone components, that led Rankin to suggest that there is a fundamental difference in the emission mechanism between core and cone components.

Despite the efforts, it remains unclear whether V is intrinsic to the emission mechanism, propagation generated, or even both. Cordes, Rankin & Backer (1978) discovered that in PSR B2020+28, the handedness of circular polarisation was associated with the polarisation position angle of the linear polarisation. In individual pulses from this pulsar, where the position angle occasionally jumps abruptly by 90° at certain pulse longitudes, these jumps were accompanied by a sense reversal in V . The idea that V is tied to the orthogonal polarisation mode (OPM) phenomenon in pulsars was taken further by Stinebring et al. (1984a, b) and more recently McKinnon & Stinebring (2000) and McKinnon (2002). An investigation of the same issue in PSR B1133+16 using simultaneously observed single pulses at

1.41 GHz and 4.85 GHz, demonstrated that the V - OPM association can be seen at both these frequencies, it is however stronger at the lowest of the two (Karastergiou et al. 2003).

In many cases, the longitude-resolved distributions of V in the single pulses are much broader than the instrumental noise, despite having a mean very close to zero. It can be easily inferred that such broad V distributions with an almost zero mean, denote a number of highly circularly polarised single pulses. Integrated profiles of pulsars with a very low mean V , however, obscure the information that single pulses may be individually highly circularly polarised.

In this letter we present high quality single-pulse data from 9 pulsars, observed at 3 widely spaced frequencies. We investigate the behaviour of V , by defining $|V|$ in the single pulses and looking at differences between V and $|V|$ in components that have been classified in the literature as of core and cone origin. We also take advantage of the three observed frequencies and discuss the frequency evolution of $|V|$ as compared to V .

2 THE DATA

2.1 The observations

The data presented here were obtained with the 100-m radio telescope in Effelsberg and the Westerbork Synthesis Radio Telescope. They consist of single pulse sequences from nine bright northern sky pulsars. The Effelsberg observations were made at 4.85 GHz and 1.41 GHz between July and September 2002. Details of the receivers and the calibration procedures of the multiplying polarimeters used can be found in von Hoensbroech & Xilouris (1997). In short, both systems have an equivalent system flux density of ≈ 20 Jy. For the 4.85 GHz observations a bandwidth of 500 MHz was used, imposing restrictions on the resolution due to dispersion smearing. At 1.41 GHz, where dispersion smearing is significantly greater, bandwidths of 10, 20 and 40 MHz were used depending on the dispersion measure of the pulsar.

The 352 MHz observations, 30 minutes per pulsar, were conducted with the WSRT on March 8th and 9th, 2003. The WSRT consists of fourteen 25-m dishes in an east-west array, which can be combined to form a 94-m single dish equivalent. The equivalent flux density of the system was ≈ 120 Jy. We applied the schemes described by Weiler (1973) and Edwards et al. (2003) to calibrate the data. Bandwidths of 10 MHz were processed by the backend system PuMa (Voûte et al. 2002), acting as a digital filter-bank. The data were 4-bit sampled at between 0.2048 and 0.8192 ms, for between 32 and 1024 channels, depending on the pulsar period and dispersion measure, and de-dispersed offline.

2.2 Absolute circular polarisation

We define the quantity $|V|$ in the single pulses as the absolute value of V in every phase bin of every individual pulse (Karastergiou et al. 2001). By taking the absolute value of the V data stream, we are also altering the statistics of the instrumental noise, which is no longer normally distributed and has a non-zero mean. We subtract this positive mean from every single pulse and integrate $|V|$ in all the pulses to

produce an average $|V|$ profile. Subtracting the aforementioned offset from the single pulses has the result of an $|V|$ profile which can be closer to zero than the profile of V . This happens in cases of low $|V|$ in the single pulses, where subtracting the offset has the effect of removing part of the signal. Full details of the data analysis and the statistics of $|V|$ are outlined in Karastergiou et al. (2003b).

3 RESULTS

The nine pulsars that we observed display a variety of features in both their total power profiles and their polarimetric properties. Our single-pulse observations at three, widely-spaced frequencies give us the opportunity to trace the properties of V in the single pulses as a function of frequency. Figs. 1, 2 and 3 show the integrated pulse profiles of the observed pulsars, together with the profiles of V and $|V|$. Positive and negative values of V denote left and right handed circular polarisation respectively. The alignment of the profiles at the three frequencies observed is only approximate.

3.1 Circular polarisation in core components

PSRs B0450+55, B1237+25, B1508+55, B1933+16 and B2111+46 (in Figs. 1, 2 and 3) all have identifiable core components, demonstrating steep position angle swings (Lyne & Manchester 1988) and, in most cases, a swing in the V profile from one to the other handedness located at the same pulse phase. This can be seen most clearly in PSRs B1933+16 and B2111+46. In both these pulsars, the swing in the V profile is evident at all three frequencies. The profile of $|V|$ shows a minimum which coincides exactly with V changing handedness. This is evidence that V in the single pulses not only has a mean of zero, but is also tightly distributed around its mean, because a broad distribution would include pulses of high S/N of either handedness which would inevitably increase $|V|$. This indicates that the $V = 0$ phase remains fixed in the single pulses. We interpret this as direct evidence that the V swing is a constant feature of the single pulses.

We also notice that the swing in V in the core component of both these pulsars sweeps across a wider pulse phase range with frequency. Apart from the two aforementioned pulsars, the V and $|V|$ signature described here can also be seen in all but the highest frequency in PSR B1508+55.

3.2 Circular polarisation in cone components

PSRs B0950+08 and B1133+16 in Fig. 1 both consist of cone components according to Lyne and Manchester (1988). The fact that the V profiles at 1.41 and 4.85 GHz are very weak is in accordance with the statement that V is generally low in cone components (e.g. Radhakrishnan & Rankin 1990). However, as can be seen in Fig. 1, $|V|$ is quite high in these components at these frequencies, making it comparable to V in the core components of other pulsars in our sample. The mechanism, therefore, that is responsible for circular polarisation in the single pulses appears to be almost equally efficient between core and cone components.

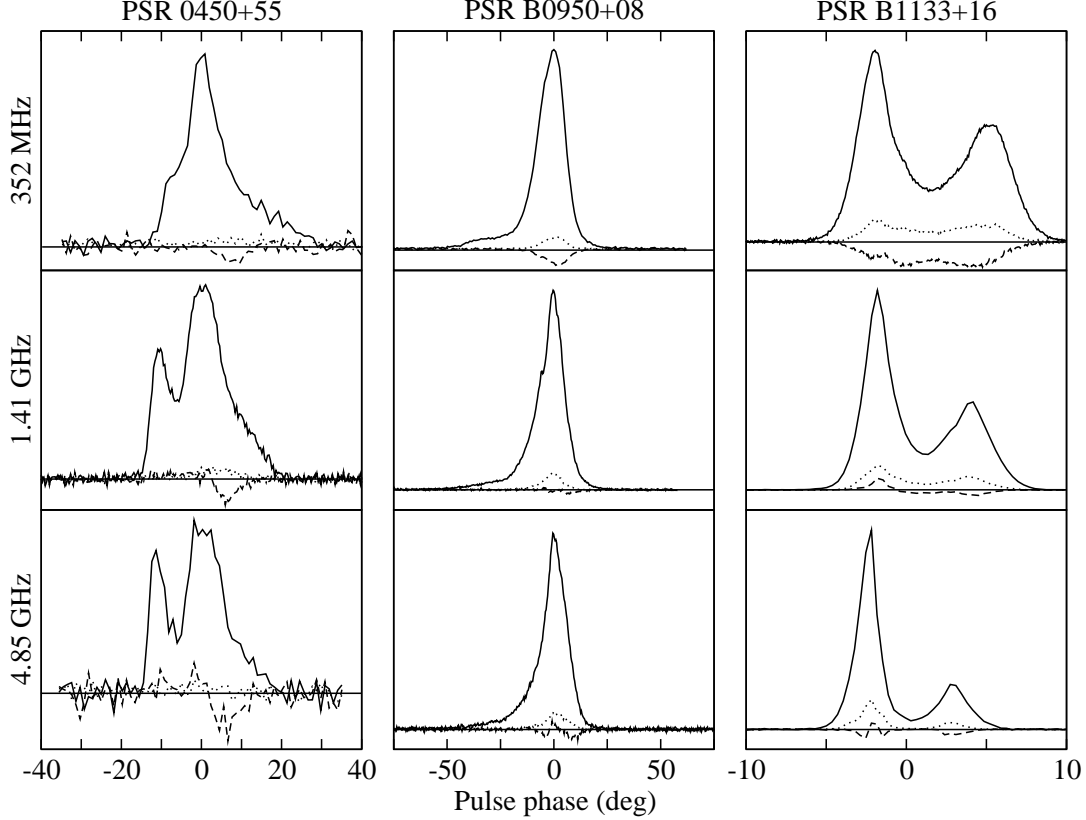


Figure 1. Profiles of PSRs B0450+55, B0950+08 and B1133+16 observed at three frequencies. The solid line represents the total power, the dashed line represents V and the dotted line $|V|$. For clarity, the linear polarisation is not plotted.

3.3 Frequency dependence of V and $|V|$

Apart from the observation that the cone components in PSRs B0950+08 and B1133+16 show high $|V|$, our data permit an investigation of V and $|V|$ as a function of frequency. At the lowest frequency, V is negative in both pulsars and the profile of $|V|$ is approximately a mirror image of that of V . At 1.41 GHz, V is significantly less than at 352 MHz. The profile of $|V|$ however is similar to that at 352 MHz. This can be caused by V in the single pulses being symmetrically distributed around zero, albeit with cases of large deviation from the mean. The fraction $|V|/I$ in the single pulses is approximately the same between these two frequencies and it is the symmetrical distribution of V around zero in the single pulses, that causes the V profile to be almost zero. Moving further up in frequency, the 4.85 GHz profile of V has a more complex structure, with a number of phases of transition between left and right handedness. Despite this, the profile of $|V|$ remains the same even at this frequency for both pulsars. The constance of the $|V|$ profile with frequency regardless of the changes in V constitutes evidence that $|V|$, the flux density of the circularly polarised component of the radiation, is a fundamental quantity of the emission process.

PSR B2016+28 in Fig. 3 shows the $|V|$ profile to be wider than the V profile at the two lowest frequencies. Especially at 1.41 GHz, at either side of the V component

the $|V|$ component drops to zero slower. In the leading edge of the component, it appears as though V is slightly left handed, but despite the change in handedness, the $|V|$ profile is approximately the same fraction of I as at 352 MHz. This change of handedness appears to be part of a smooth change with frequency, which is responsible for the 4.85 GHz profile being on average slightly left handed across the pulse. It seems, therefore, that this pulsar resembles PSRs B0950+08 and B1133+16. In fact, Figs. 1, 2 and 3 show that $|V|$ is much less dependent on frequency than V itself. The 4.85 GHz data may be slightly harder to interpret, because of a lack of S/N in the single pulses, but there is no pulsar that behaves contradictory to the above statement at 4.85 GHz.

3.4 The orthogonal polarisation mode phenomenon and $|V|$

Both PSR B0950+08 and B1133+16 are pulsars that show OPM jumps in the integrated polarisation profiles. The OPM phenomenon has been shown to be more prominent at higher frequencies (Stinebring et al. 1984a, b, Karastergiou et al. 2002) and it is our opinion that the V profile changes seen in these two and other pulsars from our sample, are OPM related. A full discussion on this is beyond the scope of this letter, it is however part of the more detailed approach

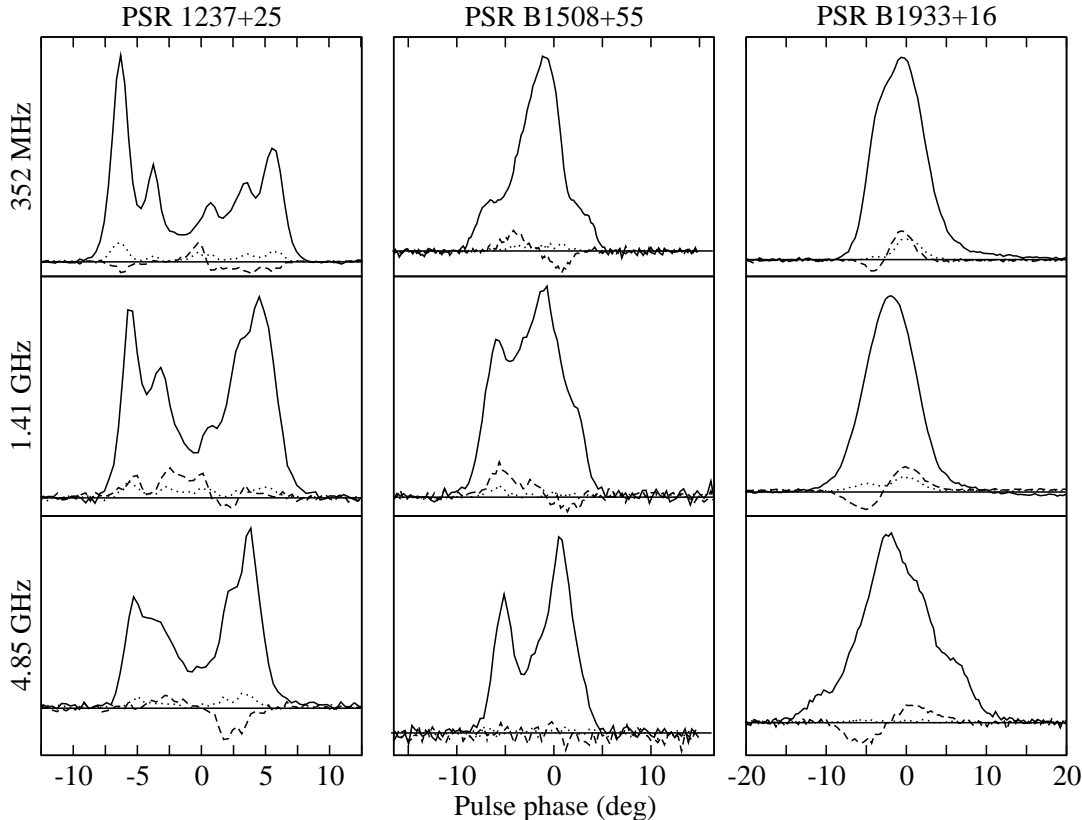


Figure 2. Same as Fig. 1 for PSRs B1237+25, B1508+55 and B1933+16.

to the behaviour of $|V|$ in Karastergiou et al. (2003b). The orthogonal modes have been shown to be associated to a particular handedness of circular polarisation (Cordes et al. 1978 Stinebring et al. 1984 a, b), however it has been shown recently that this association becomes weaker at higher frequencies for PSR B1133+16 (Karastergiou et al. 2003). This results in a randomisation of the handedness of the circular polarisation which effectively reduces the mean V , but leads to a relatively high $|V|$. The relevance of the OPM phenomenon can be also seen in PSR B2020+28 in Fig. 3, especially at 352 MHz. In the trailing component of the pulse, V sharply turns from positive to negative and back to being slightly positive. These sudden swings, which do not seem to affect the wider component of the $|V|$ profile occur together with OPM jumps in the PA swing. It therefore seems that also in this case the OPM phenomenon has the effect of reducing the mean V while $|V|$ remains largely unaffected. This is also a good example of a V swing without a $|V|$ minimum at the cross-over point, as is the case in the core components. Obviously, in PSR B2020+28, at the pulse phase of the change in the sign of the mean V , the single pulses will be somewhat circularly polarised, with cases of either handedness and a mean of zero.

4 CONCLUSIONS

We have demonstrated that accompanying the integrated profile of V with the profile of $|V|$ provides important information on the behaviour of circular polarisation in pulsar radio emission. Making use of this simple quantity, which requires single pulse observations, has immediately revealed new properties in a group of otherwise well studied bright stars. We have shown that:

(i) In the pulsars that exhibit a sign change signature in the core components, a minimum in the $|V|$ profile is seen to coincide with the point V changes handedness. We consider this direct evidence that the phase where the mean V is 0, must have $V \approx 0$ also in the single pulses and, subsequently, that the swing signature is also constant in the single pulses. Multiple frequency observations demonstrate that this fact is true at all observed frequencies.

(ii) In a number of cases, the profile of $|V|$ resembles the profile of I , regardless of the complicated structure seen in V . This is also seen to be frequency independent. Complicated V profiles are seen in pulsars where the OPM phenomenon is observed, and, as such, appear predominantly towards the higher frequencies.

(iii) In pulsars with cone components, we have shown that the very weak V profiles that may be due to the OPM phenomenon, show comparatively high $|V|$. This demonstrates

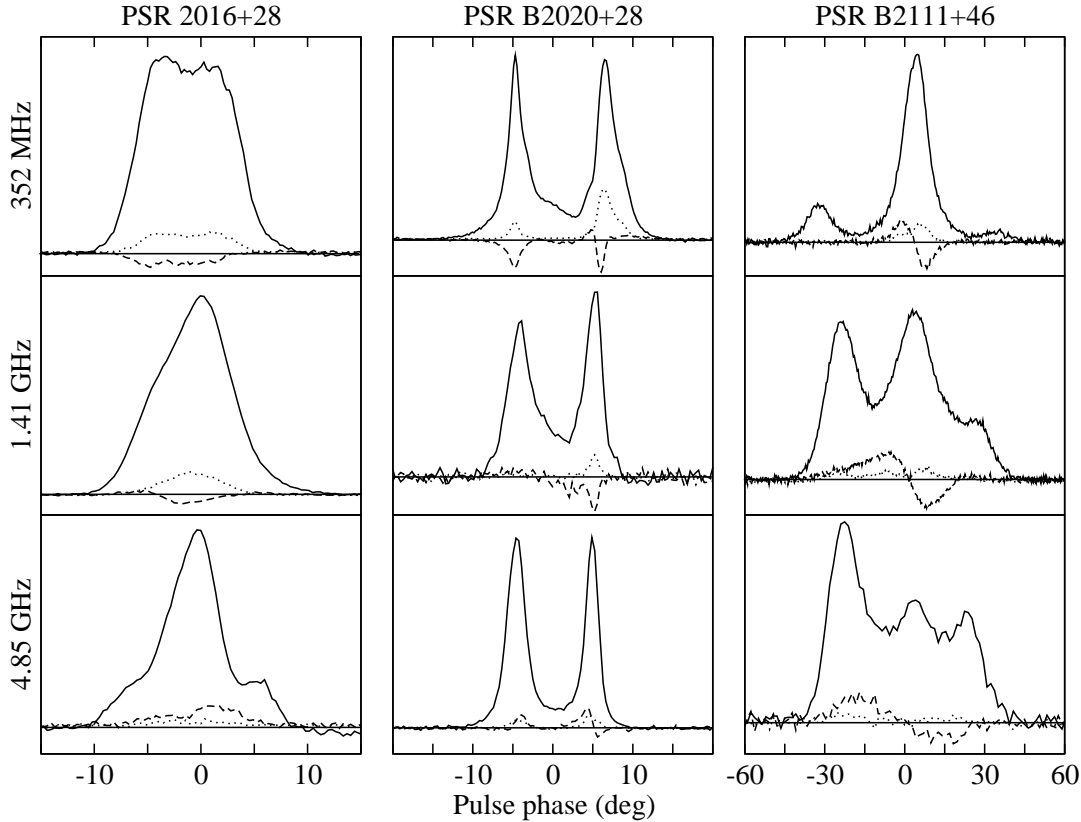


Figure 3. Same as Fig. 1 for PSRs B2016+28, B2020+28 and B2111+46.

that the single pulses may occasionally be highly circularly polarised, but average out to zero.

Points (i) and (iii) indicate that the difference in terms of V between core and cone components is related to how constant the V features are in the single pulses. This is also in accordance with the observation that core components are more stationary in phase with respect to their cone counterparts that often tend to jitter. Such jittering of a component which is partially left- and partially right-hand circularly polarised will have the effect of reducing V , while $|V|$ should survive. All three points mentioned above warrant further investigation using $|V|$ to determine more accurately the nature of V in pulsars. They convincingly suggest once again, that in the effort for progress in solving the pulsar emission mechanism problem, single pulse observations carry vital information that should not be underestimated and lost due to integration.

Acknowledgments We thank B. Stappers for help with the observations. SJ thanks R. Wielebinski for hospitality during his visit to the MPIfR.

REFERENCES

- Clark R. R., Smith F. G., 1969, *Nature*, 221, 724
 Cordes J. M., Rankin J. M., Backer D. C., 1978, *ApJ*, 223, 961
 Edwards R. T., Stappers B. W., 2003, *A&A* in prep.
 Karastergiou A., Johnston S., Kramer M., 2003, *A&A* in press
 Karastergiou A., Johnston S., Mitra D., van Leeuwen A. G. J., 2003, *MNRAS* in prep.
 Karastergiou A., Kramer M., Johnston S., Lyne A. G., Bhat N. D. R., Gupta Y., 2002, *A&A*, 391, 247
 Karastergiou A., von Hoensbroech A., Kramer M., Lorimer D. R., Lyne A. G., Doroshenko O., Jessner A., Jordan C., Wielebinski R., 2001, *A&A*, 379, 270
 Lyne A. G., Manchester R. N., 1988, *MNRAS*, 234, 477
 McKinnon M. M., 2002, *ApJ*, 568, 302
 McKinnon M. M., Stinebring D. R., 2000, *ApJ*, 529, 435
 Melrose D. B., 2000, in *ASP Conf. Ser. 202: IAU Colloq. 177: Pulsar Astronomy - 2000 and Beyond The Status of Pulsar Emission Theory*. pp 721–+
 Radhakrishnan V., Rankin J. M., 1990, *ApJ*, 352, 258
 Rankin J. M., 1983a, *ApJ*, 274, 333
 Rankin J. M., 1983b, *ApJ*, 274, 359
 Rankin J. M., 1986, *ApJ*, 301, 901
 Rankin J. M., Rathnasree N., 1995, *ApJ*, 452, 814
 Stinebring D. R., Cordes J. M., Rankin J. M., Weisberg J. M., Boriakoff V., 1984, *ApJS*, 55, 247
 Stinebring D. R., Cordes J. M., Weisberg J. M., Rankin J. M., Boriakoff V., 1984, *ApJS*, 55, 279
 Voûte J. L. L., Kouwenhoven M. L. A., van Haren P. C., Langerak J. J., Stappers B. W., Driesens D., Ramachandran R., Beijaard T. D., 2002, *A&A*, 385, 733
 von Hoensbroech A., Xilouris K. M., 1997, *A&AS*, 126, 121
 Weiler K. W., 1973, *A&A*, 26, 403