

# Meissner Effect and Vortex Dynamics in Quark Stars

## A Model for Soft Gamma-Ray Repeater

R. Ouyed<sup>1</sup>, Ø. Elgarøy<sup>2</sup>, H. Dahle<sup>3</sup>, and P. Keränen<sup>2</sup>

<sup>1</sup> Department of Physics and Astronomy, University of Calgary, 2500 University Drive NW, Calgary, Alberta, T2N 1N4 Canada

<sup>2</sup> Nordic Institute for Theoretical Physics, Blegdamsvej 17, DK-2100 Copenhagen, Denmark

<sup>3</sup> Institute of Theoretical Astrophysics, University of Oslo, P.O. Box 1029, Blindern, N-0315 Oslo, Norway

Received/Accepted

**Abstract.** We present a new model for soft gamma-ray repeaters based on a quark star born with temperatures above the critical value ( $T_c$ ) for the onset of the color-flavor locked superconductivity. The quark star then quickly cools below  $T_c$ , expelling a fraction of the surface magnetic field via the Meissner effect. We show that if a small fraction ( $\leq 10\%$ ) of the surface magnetic field ( $10^{14} - 10^{15}$  G) is expelled, it quickly decays via magnetic reconnection and heats up the quark star surface to temperatures  $> 10^9$  K. Created ( $e^+$ ,  $e^-$ ) pairs annihilate into gamma rays emitted in a giant burst (the first burst in our model), with a luminosity of  $\sim 10^{45}$  erg s $^{-1}$ . Subsequent bursts result from the restructuring of the surface magnetic field following the formation and relaxation of a vortex lattice which confines the internal magnetic field. During this phase, energy is sporadically released as a consequence of magnetic reconnection events in the entangled surface magnetic field as it evolves into a smooth, more stable, configuration. The star eventually enters a quiescent phase in which energy is continuously supplied by vortex annihilation at the surface. As the star spins down, the outermost vortex lines will be pushed to the surface where they annihilate and release their confined magnetic field. We show that the corresponding luminosity is  $L_v \sim 10^{36}$  erg s $^{-1}$  for a typical soft gamma-ray repeater spinning with a period of 8 s and a surface magnetic field not exceeding  $10^{15}$  G. Our model can be applied to any situation where a  $T > T_c$  quark star is generated.

**Key words.** gamma rays: bursts — X-rays: stars — stars: magnetic fields — stars: neutron — stars: quark star

### 1. Introduction

Soft  $\gamma$ -ray repeaters (SGRs) are sources of recurrent, short ( $t \sim 0.1$  s), intense ( $L \sim 10^3 - 10^4 L_{\text{Edd}}$ ) bursts of  $\gamma$ -ray emission with a soft energy spectrum. The normal pattern of SGR activity are intense activity periods which can last weeks or months, separated by quiescent phases lasting years or decades. The five known SGRs are located in our Galaxy, or, in the case of SGR 0526-66, in the Large Magellanic Cloud. The two most intense SGR bursts ever recorded were the 5 March 1979 giant flare of SGR 0526-66 (Mazets et al. 1979) and the similar 27 August 1998 giant flare of SGR 1900+14. The peak luminosities of these events ( $\sim 10^6 - 10^7 L_{\text{Edd}}$ ) exceeded the peak luminosities of “normal” SGR bursts by a factor  $> 10^3$ . In Table 1 we summarize the burst properties of these giant flares.

Several SGRs have been found to be X-ray pulsars with an unusually high spin down rate of  $\dot{P}/P \sim 10^{-10}$ , usually attributed to magnetic braking caused by a super-strong

magnetic field  $B > 10^{14}$  G, which implies that SGRs are magnetars (Golenetskij et al. 1979; Duncan & Thompson 1992). In the magnetar model, the magnetic field is the likely provider of the burst energy, since it is the dominant source of free energy in the star. A common scenario is that stresses build up in the magnetic field and create a quake in the crust of the neutron star which ejects hot plasma Alfvén waves through its rigid magnetosphere (Thompson & Duncan 1995; 1996). The magnetic field of such a star would have grown to magnetar-scale strengths because of strong convection during the collapse of the proto-neutron star core (Duncan & Thompson 1992; Thompson & Duncan 1993).

In this paper, we propose an alternative model where the SGR activity is produced by phenomena occurring in a hot ( $T > T_c$ ) quark star. In § 2 we discuss the cooling timescales of the quark star and the onset of color superconductivity. In § 3 we show how giant flares such as the 5 March 1979 event could be powered by the expulsion of a fraction of the magnetic field due to the Meissner effect

**Table 1.** Giant burst properties.

Object	SGR 0526-66	SGR 1900+14
Active periods	1979-83	1979, 1992, 1998-99
Giant Burst	5 March 1979	27 August 1998
Precursor:		
Duration, s	no data	$\sim 0.05$
$kT$ (keV)		$\sim 20$
Hard $\gamma$ -ray spike:		
Duration, s	$\sim 0.25$	$\sim 0.35$
Peak luminosity, ergs s $^{-1}$	$1.6 \times 10^{45}$	$\gtrsim 3.7 \times 10^{44}$
Energy release, ergs	$1.3 \times 10^{44}$	$\gtrsim 6.8 \times 10^{43}$
$kT$ (keV)	$\sim 246$	$\sim 240$
Bright X-ray emission:		
Duration, s	$\sim 180$	$\sim 370$
Pulsation period, s	8.1	5.16
Energy release, ergs	$3.6 \times 10^{44}$	$5.2 \times 10^{43}$
$kT$ (keV)	$\sim 30$	evolves, 31.2 $\rightarrow$ 28.9

*Note 1.* Data sources: Cline et al. 1980; Fenimore, Klebesadel, & Laros 1996; Feroci et al. 2001; Hurley et al. 1999a; Ibrahim et al. 2001; Mazets et al. 1999. “No data” means that Mazets et al. 1979 have not plotted any data for the last second before the burst (the time resolution for their observations of the pre-burst background is apparently  $> 1$ s).

after the onset of superconductivity. We also calculate the light curve and temperature evolution for such a burst in our model. The remaining magnetic field in the star is confined to vortices, which will evolve into a lattice configuration, as discussed in § 4. Subsequent weaker SGR bursts may be due to the reorganization of the external magnetic field, and the luminosity of SGRs in their quiescent phase may be mostly powered by the annihilation of vortices at the stellar surface, as detailed in § 5. After decades of quiescence, a crust may form, leading to occasional crustquakes which could power later burst events, and additional events could be due to rare impacts; such events are discussed in § 6. In § 7, we briefly discuss known SGRs within our model before concluding in § 8.

## 2. Cooling timescale and onset of color superconductivity: the CFL star

Present estimates of the critical temperature for onset of color-flavor locked (CFL) superconductivity suggest  $T_c \sim 10^{12}$  K (Rajagopal & Wilczek 2000) whereas early estimates indicated  $T_c \sim 10^9$  K (Bailin & Love 1984). The quark star we take to be born with an effective temperature higher than  $T_c$ . Once formed, the quark star will cool rapidly through neutrino emission. Using the result of Haensel (1991) for the neutrino emissivity,

$$\varepsilon_\nu = 2.2 \times 10^{26} \alpha_c Y_e^{1/3} (n_b/n_0) T_9^6 \text{ ergs cm}^{-3} \text{ s}^{-1}, \quad (1)$$

where  $\alpha_c = g^2/4\pi$  is the QCD fine structure constant,  $g$  is the quark-gluon coupling constant,  $Y_e = n_e/n_b$  is the ratio of electron and baryon numbers,  $n_0 \simeq 1.7 \times 10^{38} \text{ cm}^{-3}$  is the nuclear matter saturation density,  $T_9$  is

the temperature in units of  $10^9$  K, and taking the specific heat per volume as (Iwamoto 1982)

$$C_q = 2.5 \times 10^{20} (n_b/n_0)^{2/3} T_9 \text{ ergs cm}^{-3} \text{ K}^{-1}, \quad (2)$$

we can estimate the timescale for neutrino cooling from an initial temperature  $T_{9,i}$  to a final temperature  $T_{9,f} \ll T_{9,i}$ :

$$\tau_{\text{cool}} \simeq 3 \times 10^2 \alpha_c^{-1} Y_e^{-1/3} \left( \frac{n_b}{n_0} \right)^{-1/3} T_{9,f}^{-4}, \quad (3)$$

According to this estimate a critical temperature of, say,  $T_c \sim 10^{11}$  K will be reached within  $\tau_{\text{cool}} \sim 0.4$  ms. Thus, the star will rapidly undergo a phase transition to a colour superconducting state (except in the cores of the vortices formed in response to the rotation of the star; see § 4).

## 3. Giant Burst: Expulsion and decay of the magnetic field

In an ordinary superconductor there is a thermodynamical critical field  $H_c$  (or  $H_{c1}$  for type II superconductors), determined by the free-energy difference between the normal and superconducting states in zero field, below which a magnetic field will be screened from the interior of the superconductor: this is the Meissner effect. The existence of the magnetic Meissner effect in color superconductors is a matter of some debate (Alford, Berges & Rajagopal 2000, Sedrakian et al. 2001, Iida & Baym 2002) but we will proceed on the assumption that there is a Meissner effect in the CFL phase, and that at least part of the magnetic field is expelled from the surface layers of the star. Furthermore, it is reasonable that the CFL phase will first be reached in a thin layer of thickness  $\delta \ll R$  ( $R$  is the radius of the star) close to the surface of the star, much smaller than the radius of the star. The penetration depth  $\lambda$  for the magnetic field is of the order 1 fm (see Iida and Baym 2002) so the magnetic field is negligible throughout the superconducting layer provided that  $\delta \gg \lambda \sim \text{fm}$ . Note that the thermodynamical critical field is  $H_c \sim 10^{19}$  G (Iida & Baym 2002), much larger than the field strengths of interest to us.

### 3.1. Expulsion timescale

The time scale for the expulsion is determined by the conductivity of the normal, non-superconducting state according to

$$\tau_{\text{exp}} = \frac{4\pi\sigma_{\text{el}}d^2}{\pi c^2} \left( \frac{B}{H_c} \right)^2, \quad (4)$$

where  $\sigma_{\text{el}}$  is the electrical conductivity in the normal state while  $B$ ,  $c$  and  $d$  are the magnetic field strength, the speed of light and the thickness of the superconducting layer, respectively. For quarks, this quantity was found by Heiselberg & Pethick (1993) to be given by

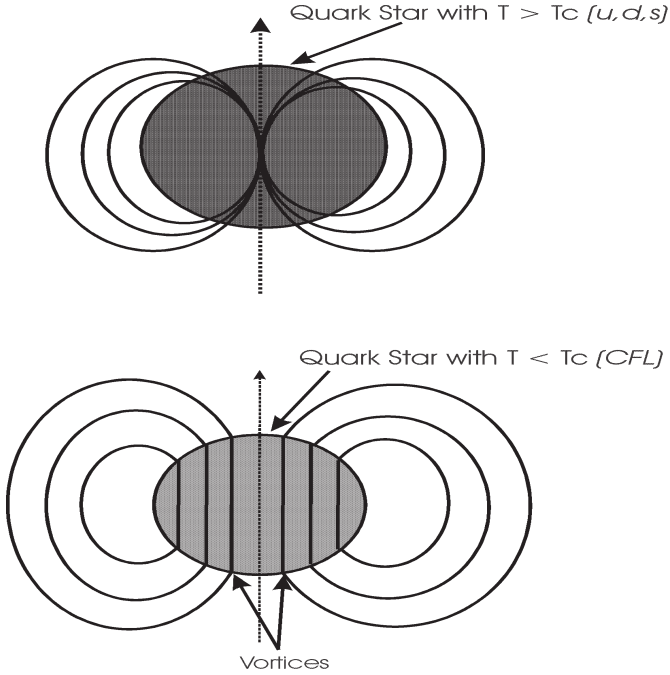
$$\sigma_{\text{el,quark}} \simeq (\alpha_s T_9)^{-5/3} \left( \frac{\mu}{300 \text{ MeV}} \right)^{8/3} \times 10^{19} \text{ s}^{-1}. \quad (5)$$

For  $\alpha_s = 0.1$  (strong coupling constant),  $\sigma_{\text{el}}$  varies from  $\sim 10^{17} \text{ s}^{-1}$  for  $T = 10^{11} \text{ K}$  to  $\sim 10^{14} \text{ s}^{-1}$  for  $T = 10^{13} \text{ K}$ . The electron contribution to the electrical conductivity can be estimated from the classical result

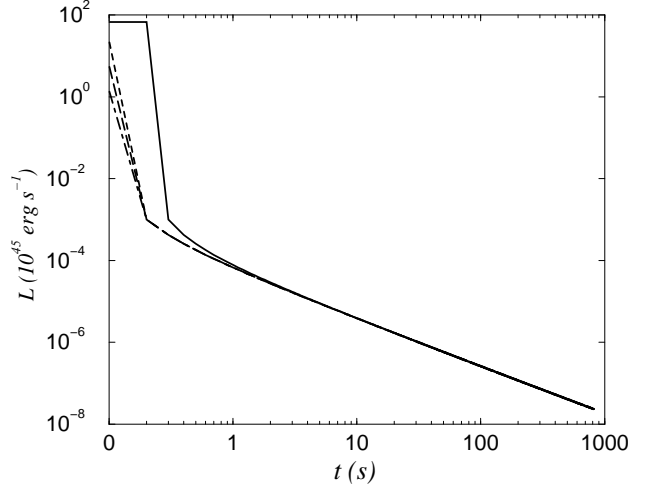
$$\sigma_{\text{el,electron}} \simeq \frac{8\pi\alpha n_e \ell_e}{m_e \bar{v}_e}, \quad (6)$$

where  $\alpha \simeq 1/137$  is the QED fine structure constant,  $n_e$  is the electron number density ( $m_e$  is the electron mass),  $\ell_e$  is the electron mean free path,  $\bar{v}_e$  their mean thermal velocity, and taking the ultrarelativistic limit where  $\bar{v}_e \sim c$  and  $m_e$  is replaced by  $T$ , using  $\ell_e \sim n_e^{-1/3}$  as a crude estimate, this gives

$$\sigma_{\text{el}} \simeq 7.1 \times 10^{21} \left( \frac{Y_e}{10^{-4}} \right)^{2/3} \left( \frac{n_b}{n_0} \right)^{2/3} \left( \frac{1 \text{ MeV}}{T} \right) \text{ s}^{-1}. \quad (7)$$



**Fig. 1.** Schematic view of the initial and final stages in the development of the SGR in our model. The QS, born with  $T > T_c$  quickly cools into a CFL star. In the early stages of this transition, a fraction of the surface magnetic field is expelled by the Meissner effect, inducing magnetic reconnection events leading to the main burst. In the late stage, once the vortices form (parallel to the rotation axis), the system evolves into a configuration where most of the magnetic field is confined to the vortex lines. Magnetic reconnection events between the complex surface magnetic field and the external part of the magnetic field coupled to the vortex lines lead to occasional flares (subsequent bursts). In the SGR quiescent phase, magnetic energy is released as vortex lines are being continuously pushed to the surface and annihilate there.



**Fig. 2.** The light curve expected in our model. The four curves (from top to bottom) correspond to  $\beta = 0.5, 0.2, 0.1$ , and  $0.05$ .

More refined estimates (Baym & Heiselberg 1997; Arnold, Moore & Yaffe 2000; Shovkovy & Ellis 2003) give  $\sigma_{\text{el}} \sim 10^{23} - 10^{24} \text{ s}^{-1}$ . With  $H_c = 10^{19} \text{ G}$  we obtain

$$\tau_{\text{exp}} \simeq 10^{-6} \left( \frac{\sigma_{\text{el}}}{10^{17} \text{ s}^{-1}} \right) \left( \frac{\delta}{10^3 \text{ cm}} \right)^2 \left( \frac{B}{10^{15} \text{ G}} \right)^2 \text{ s}, \quad (8)$$

so a reasonable estimate is  $\tau_{\text{exp}}$  of the order of a few seconds or less since  $\delta_{\text{max}} \sim R \sim 10 \text{ km}$ .

### 3.2. Energetics

The expelled magnetic field would quickly lead to magnetic reconnection in the magnetosphere. Since reconnection typically occurs at a fraction of the Alfvén velocity, the growth time of the instability can be estimated to be  $\sim 10^{-5} - 10^{-4} \text{ s}$  which is comparable to the  $\sim 2 \times 10^{-4} \text{ s}$  rise time of the March 5 event (Mazets et al. 1979; Paczyński 1992). The long expulsion time (see Eq. 10 for  $\delta_{\text{max}} \sim R$ ) implies that the reconnection events continued for many times the Alfvén time scale which we suggest could account for the longer duration of the hard transient phase of the burst.

The energy released is

$$E_M \sim 1.7 \times 10^{47} \text{ ergs} \left( \frac{\beta B}{10^{15} \text{ G}} \right)^2 \left( \frac{R_{\text{QS}}}{10 \text{ km}} \right)^3, \quad (9)$$

where  $\beta$  is the fraction of the surface magnetic field expelled with the subsequent reconnection events (the subscript “M” stands for main). The corresponding thermal temperature is

$$T_M \sim 4.0 \times 10^9 \text{ K} \left( \frac{\beta B}{10^{15} \text{ G}} \right)^{1/2} \left( \frac{R_{\text{QS}}}{10 \text{ km}} \right)^{1/4}. \quad (10)$$

### 3.3. Light curve

Usov (2001) showed that creation of  $e^+e^-$  pairs by the Coulomb barrier at the quark star surface is the main mechanism of thermal emission from their surface at the temperature  $T_S < 5 \times 10^{10}$  K. Created  $e^+e^-$  pairs mostly annihilate in the vicinity of the quark star into  $\gamma$ -rays, and Usov (2001) argued that the light curves of the March 5 1979 and August 27 1998 events may be explained in a model where the burst radiation is produced by the bare surfaces of such stars heated up to  $\sim 2 \times 10^9$  K by impacts of massive cometlike objects. He also points out that any other mechanism which quickly heats up the surface can explain the events, so Eq. (10) indicates that the Meissner effect and subsequent decay of the expelled magnetic field can power a burst. To give further evidence for this we have computed the light curves in our model.

We consider a thin layer of thickness  $\delta \ll R$  close to the surface of the star which is heated by the release of magnetic energy  $E_{\text{dec}}$  from the decaying magnetic field. The temperature in the layer (taken to be isothermal) is governed by the equation

$$V_\delta C \frac{dT}{dt} = Q - V_\delta \tilde{\epsilon}_\nu, \quad (11)$$

where  $V_\delta = 4\pi R^2 \delta$  is the volume of the layer, and  $Q$  for times  $0 < t < \tau_{\text{dec}}$  is given by the energy released per unit time by the decay of the magnetic field,  $Q \simeq E_{\text{dec}}/\tau_{\text{dec}}$ , while for times  $t > \tau_{\text{dec}}$  it is given by the luminosity of the  $e^+e^-$  pair emission,  $Q = -4\pi R^2 \epsilon_\pm f_\pm$ , where  $\epsilon_\pm = m_e c^2 + kT$  is the mean energy of the electron-positron pairs created,

$$f_\pm = 1.6 \times 10^{39} T_9^3 \exp\left(-\frac{11.9}{T_9}\right) J(\zeta) \text{ cm}^{-2} \text{ s}^{-1}, \quad (12)$$

is the flux of pairs per unit surface area,

$$J(\zeta) = \frac{1}{3} \frac{\zeta^3 \ln(1 + 2\zeta^{-1})}{1 + 0.074\zeta^3} + \frac{\pi^5}{6} \frac{\zeta^4}{(13.9 + \zeta)^4}, \quad (13)$$

and  $\zeta = 20/T_9$ . The specific heat per unit volume  $C$  is the sum of the contribution from the electrons (Blaschke, Grigorian, & Voskresensky 2001)

$$C_e \simeq 5.7 \times 10^{19} Y_e^{2/3} (n_b/n_0)^{2/3} T_9 \text{ ergs cm}^{-3} \text{ K}^{-1}, \quad (14)$$

and the heat capacity of the quarks in the CFL phase is modified from Eq.(2) according to

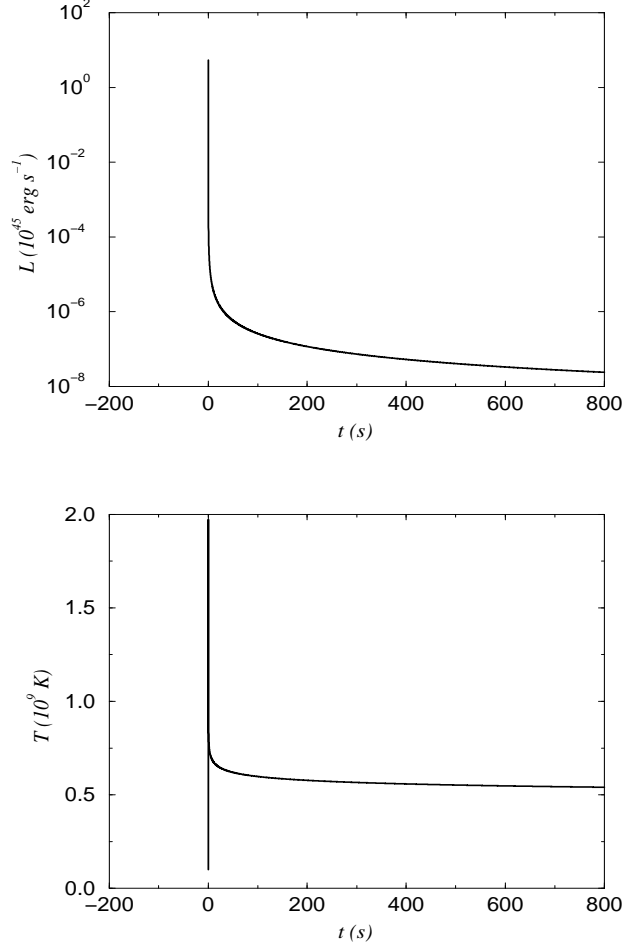
$$\tilde{C}_q = C_q f(T/T_c), \quad (15)$$

where  $C_q$  is given by Eq. (2) and

$$f(x) = \frac{3.2}{x} \exp\left(-\frac{1}{0.57x}\right) (2.5 - 1.5x + 3.6x^2), \quad (16)$$

see Horvath, Benvenuto, & Vucetich (1991). Also, the neutrino luminosity (1) is suppressed in the CFL phase by the Boltzmann factor  $\exp(-\Delta/k_B T)$ , where  $\Delta$  is the energy gap, i.e.

$$\tilde{\epsilon}_\nu = \epsilon_\nu g(T/T_c), \quad (17)$$



**Fig. 3.** Upper panel: The light curve for  $\beta = 0.1$ . Lower panel: The corresponding time evolution of the surface temperature.

where

$$g(x) = \exp\left(-\frac{\sqrt{1-x}}{0.57x}\right), \quad (18)$$

and we have assumed that the temperature dependence of the energy gap is  $\Delta(T) = \Delta(T=0)(1 - T/T_c)^{1/2}$  (e.g. Carter & Reddy 2000), and used the standard relation  $k_B T_c \simeq 0.57\Delta(T=0)$ .

We have solved equation (11) numerically with the initial condition  $T = 10^8$  K. For the parameters we used the values  $\alpha_c = 0.1$ ,  $n_b = 5n_0$ ,  $Y_e = 10^{-4}$ ,  $R = 10^6$  cm,  $\delta = 10^3$  cm,  $B = 10^{15}$  G,  $\tau_{\text{dec}} = 0.1$ . We varied the fraction of the magnetic field expelled by the partial Meissner effect, using  $\beta = 0.5, 0.2, 0.1$  and  $0.05$  as representative values. The light curves are shown in Figure 2. The maximum luminosity for  $\beta = 0.1$  is  $5 \times 10^{45} \text{ ergs s}^{-1}$ , so the decay of 10 % of a surface magnetic field of  $10^{15}$  G is enough to power the main burst. The light curve and time evolution of the surface temperature for this case are shown in Figure 3.

We note that our model is too simplistic to reproduce the periodic pattern (e.g. the 8.0 s period in the

March 5 event) overimposed to a smooth exponential decay. However, given the partial Meissner effect and the resulting random reconnection fronts we expect isolated spots on the surface of the star to be heated and release energy as described above. These hot spots would pulse at the same rate as the rotation of the star, and thus, would appear periodic. *We further note that few of these hot spots could appear simultaneously at random location on the surface of the star. This means that each of the pulses (superimposed on the smooth curve) could consist of even smaller subpulses.*

#### 4. Subsequent bursts: Vortex lattice dynamics

##### 4.1. Vortex formation and relaxation

The CFL front quickly expands to the entire star followed by the formation of rotationally induced vortices, analogously to rotating superfluid He<sup>3</sup> (the vortex lines are parallel to the rotation axis; Tilley&Tilley 1990). Via the Meissner effect, the magnetic field is partially screened from the regions outside the vortex cores. The system now consists of alternating regions of superconducting material with a screened magnetic field and the vortices where most of the magnetic field resides.

The vortex relaxation time, which is within an order of magnitude similar to the random diffusion timescale, can be estimated to be

$$\tau_r \simeq \frac{R^2}{\lambda_v c}, \quad (19)$$

where  $\lambda_v = (\pi R^2/N_v)^{1/2}$  is the vortex mean free path, and  $N_v$  is the number of vortices in the entire star,

$$N_v = \frac{2}{3}\mu R^2\Omega \simeq 6.4 \times 10^{15} \left(\frac{1s}{P}\right) \left(\frac{\mu/3}{300\text{MeV}}\right) \left(\frac{R}{10\text{km}}\right)^2, \quad (20)$$

(Iida & Baym 2002), where  $\mu$  is the quark chemical potential related to the density. Using the above values, we thus estimate a relaxation timescale of  $\sim 11$  min for  $P = 5$  s. Note that this is within an order of magnitude consistent with the relation between lattice formation time and rotation period found in numerical simulations of vortices in rotating Bose-Einstein condensates (Tsubota, Kasamatsu, & Ueda 2002).

##### 4.2. Magnetic field restructuring and reorganization

Given the complicated structure of the resulting surface magnetic field, following relaxation, the latter may then suffer from frequent magnetic reconnections and thus account for the subsequent bursts. This phase could last for days or months, depending on the magnetic field strength, the period and the fraction of the field which remained entangled in the period immediately following the giant burst. These random reconnection events would bear many (temporal and spectral) similarities to the

main burst but we expect them to be less energetic as the magnetic field slowly decays and weakens. Eventually, the magnetic field evolves into a stable configuration (see Figure 1) after which the star enters a quiescent phase.

#### 5. Quiescent phase: Vortex annihilation

The number of vortices decreases with the spin-down of the star, and can be formulated as (extrapolating from results established for cylindrically rotating superfluids)<sup>1</sup>:

$$\frac{dN_v}{d\Omega} = \frac{N_0}{\Omega} \left[1 - \frac{\lambda_v}{R}\right] \simeq \frac{N_0}{\Omega}. \quad (21)$$

As the star spins down, the outermost vortex line will be pushed to the surface and annihilate there (Ruutu et al. 1997). The corresponding luminosity is

$$L_v = \frac{dE_v}{dt} = \epsilon_v \frac{dN_v}{dt} = \epsilon \frac{dN_v}{d\Omega} \frac{d\Omega}{dt} = \epsilon_v N_0 \frac{\dot{\Omega}}{\Omega}, \quad (22)$$

where  $\epsilon_v = \epsilon_0 + \epsilon_m \simeq \epsilon_m$ , is the energy density per vortex which consists of the rest mass energy ( $\epsilon_0$ ) and the confined magnetic energy ( $\epsilon_m$ ). This means  $\epsilon_v N_0 \simeq E_{\text{mag}} \simeq 1.7 \times 10^{47} \text{ergs} (B/10^{15}\text{G})^2 (R/10\text{km})^3$  (recall that most of the magnetic field/energy resides in the vortex and that  $\epsilon_m \gg \epsilon_v$ ). The star continues to loose rotational energy due to the electromagnetic radiation losses which allow us to write in the simplest approximation,

$$\frac{\dot{\Omega}}{\Omega} = -\frac{4B^2 R^6 \Omega^2}{9Ic^3} \simeq 3.24 \times 10^{-10} \text{s}^{-1} \times \left(\frac{B}{10^{15}\text{G}}\right)^2 \left(\frac{R}{10\text{km}}\right)^4 \left(\frac{1s}{P}\right)^2 \left(\frac{M_\odot}{M}\right), \quad (23)$$

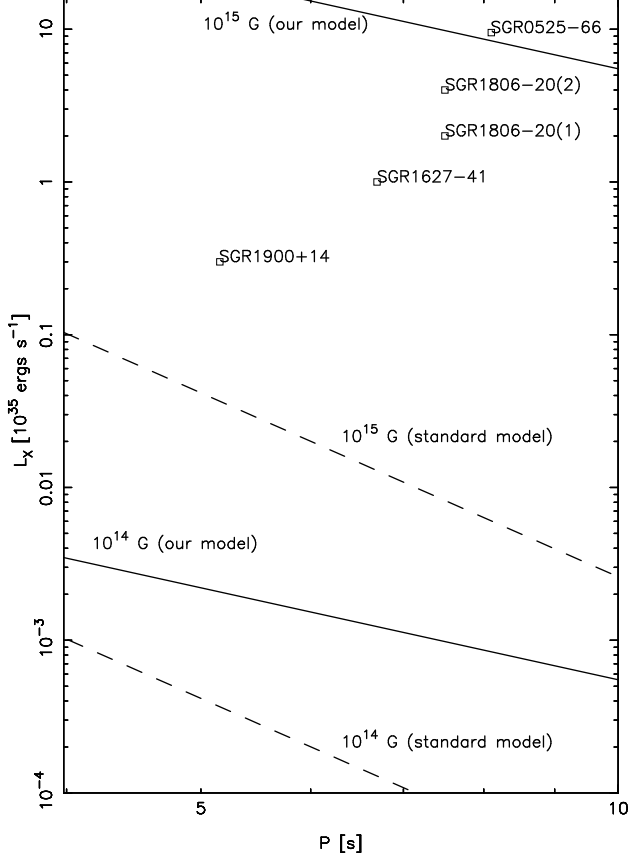
where  $I$  is the star's moment of inertia (Manchester & Taylor 1977).

Combining equation (22) and equation (23), the luminosity induced by vortex annihilation is

$$L_v = 5.51 \times 10^{37} \text{ergs s}^{-1} \times \left(\frac{B}{10^{15}\text{G}}\right)^4 \left(\frac{R}{10\text{km}}\right)^5 \left(\frac{1s}{P}\right)^2 \left(\frac{M_\odot}{M}\right). \quad (24)$$

This can be compared to the luminosity from the dipole radiation,

<sup>1</sup> In rotating superfluids the density of vortex lines in equilibrium rotation is  $n_v = \frac{2\Omega}{\kappa}$ , where  $\kappa = \nu h/2m$  is the circulation of a vortex with quantization number  $\nu$  for atoms of mass  $m$  (Ruutu et al. 1997);  $h$  is the planck's constant. In the continuum limit a totally filled cylindrical container with radius  $R$  would have  $N_0 = \pi R^2 n_v$  lines. Interactions with the lateral walls give rise to an annular vortex-free region along the wall. Its width  $\lambda$  is of order the intervortex distance  $r_v = (\kappa/2\pi\Omega)^{1/2}$  (expressed here as the radius of the Wigner-Seitz unit cell of the vortex lattice). As a result, the total line number  $N(\Omega) \simeq N_0(1 - 2\lambda_v/R)$  is always less than  $N_0(\Omega)$ .



**Fig. 4.** The X-ray luminosity versus period for the four SGRs for which these values have been measured (from Kaplan 2000, and references therein). The solid lines are predictions given by equation (24) for stars with magnetic fields of  $10^{15}$  G (upper curve) and  $10^{14}$  G, for  $R = 10$  km and  $M = 1M_{\odot}$ . The dashed lines are predictions given by equation (25) for stars with magnetic fields of  $10^{15}$  G (upper curve) and  $10^{14}$  G, for  $R = 10$  km.

$$L_{\text{dip}} = -\frac{4B^2 R^6 \Omega^4}{9c^3} \simeq 2.6 \times 10^{36} \text{ ergs s}^{-1} \times \left(\frac{B}{10^{15} \text{ G}}\right)^2 \left(\frac{R}{10 \text{ km}}\right)^6 \left(\frac{1 \text{ s}}{P}\right)^4. \quad (25)$$

We note that for  $P > 1$  s we can still account for the observed SGR quiescent luminosity with  $B \leq 10^{15}$  G while much higher fields are required to power the luminosity with dipole radiation (Figure 4).

In our model, the quiescent phase emission consists of two sources of energy related to vortex annihilation and dipole radiation. It would be interesting to compute the corresponding spectra and compare them to the now well-established best fit model of SGR spectra which is a composite of blackbody and power-law emission (Kaplan 2002; Kulkarni et al. 2003). This is beyond the scope of this paper and is left as an avenue for future work.

## 6. Later bursts: Crustquakes and debris impacts

### 6.1. Crust formation and crustquakes

A crust of hadronic matter suspended above the quark star surface (Alcock, Farhi, & Olinto 1986) might eventually form, leading to possible starquakes. Accretion with a Bondi rate of  $\geq 10^{-15} M_{\odot} \text{ yr}^{-1}$  (Fukue 2001) are sufficient for a sizeable crust to form during the decades of quiescence. In the Quark-Nova (Ouyed et al. 2002) picture for example, where a hot quark star is formed, even higher accretion rates are expected from the fallback material (Keränen&Ouyed 2003). Later bursts could be driven by energy released during crust fractures that result from magnetic stresses as described in Thompson&Duncan (2001). The corresponding energy is

$$\delta E_{\text{mag}} \simeq 10^{44} \left(\frac{\psi^2}{(10^{-2})^2}\right) \left(\frac{B}{10^{15} \text{ G}}\right)^{-2} \times \left(\frac{\rho_{\text{crust}}}{0.6 \rho_N}\right)^{1.6} \left(\frac{\Delta R_{\mu}}{0.3 \text{ km}}\right)^2 \text{ ergs}, \quad (26)$$

where  $\psi$  is the shear strain,  $\rho_N$  the nuclear saturation density and  $\Delta R_{\mu}$  is the extent of the fracture in the crust. The maximum density for quark star crust is close to the neutron drip value,  $\rho_{\text{crust}} \sim 4 \times 10^{11} \text{ g cm}^{-3}$  (e.g., Glendenning 1997), as such we expect later (crust induced) bursts with energies as high as  $\sim 10^{40}$  ergs.

### 6.2. Hard emission bursts

Rare ( $< 1\%$ ) subsequent bursts of hard emission (Woods et al. 1999) could be due to random debris impacts. Again, as an example, such debris could naturally result during disk (and the subsequent planetary) formation around the quark star if formed following a Quark-Nova explosion (Keränen&Ouyed 2003).

## 7. SGRs in our model

### 7.1. SGR 0526-66

Applying our model to the SGR responsible for the famous 1979 March 5 giant burst, and for  $P = 8$  s, we find the luminosity in the quiescent phase to be  $8.6 \times 10^{35} \text{ ergs s}^{-1}$  for  $B = 10^{15}$  G. The corresponding minimum age, making use of equation (23), is  $\sim 3$  kyr. Hence, our model does not require extreme magnetic fields ( $> 10^{15}$  G) and predicts ages of at least a few kyr, in accordance with age estimates of the nearby SNR N49 (e.g., Vancura et al. 1992). Following its long quiescent phases SGR 0526-66 could have acquired a sizable crust (§6) which could explain why it currently shows X-ray characteristics similar to AXPs (Kulkarni et al. 2003), two decades after becoming quiescent. This SGR fits best within the picture outlined in this paper.

### 7.2. SGR 1900+14

Because of the presence of SGR burst activity prior to the main event (Hurley et al. 1999), the 1998 August 27

event in SGR 1900+14 would be best explained by, e.g., restructuring of the magnetic field (§ 4), crustquakes or debris impact (§ 6).

## 8. Conclusion

We presented an alternative model for explaining SGRs where a newly born quark star experiences bursting activity as it cools below the critical temperature for the onset of CFL. In our model, the subsequent magnetic field expulsion and reorganization are crucial ingredients in explaining the giant bursts and the subsequent weaker ones; magnetic field strength and period alone cannot be responsible for the unusual properties of SGRs according to our model.

*Acknowledgements.* The research of R.O. is supported by grants from the Natural Science and Engineering Research Council of Canada (NSERC). Ø.E. and P.K. are supported by the Nordic Institute for Theoretical Physics (NORDITA). H.D. is supported by the Research Council of Norway.

## References

- Alcock, C., Farhi, E., & Olinto, A. 1986, *ApJ*, 310, 261
- Alford, M., Berges, J., & Rajagopal, K. 2000, *Nucl. Phys. B*, 571, 269
- Aptekar, R. L., Frederiks, D. D., Golenetskii, S. V., Il'inskii, V. N., Mazets, E. P., Pal'shin, V. D., Butterworth, P. S., & Cline, T. L. 2001, *APJS*, 137, 227
- Arnold, P., Moore, G. D., & Yaffe, L. G. 2000, *Journal of High Energy Physics*, 11, 001
- Bailin, D., & Love, A. 1984, *Phys. Rep.*, 107, 325
- Baym, G., & Heiselberg, H. 1997, *Phys. Rev. D*, 56, 5254
- Blaschke, D., Grigorian, H., & Voskresensky, D. 2001, *A&A*, 368, 561
- Carter, G. W., & Reddy, S. 2000, *Phys. Rev. D*, 62, 103002
- Cline, T. L. et al. 1980, *ApJ*, 237, L1
- Duncan, R. C. & Thompson, C. 1992, *ApJ*, 392, L9
- Fenimore, E. E., Klebesadel, R. W., & Laros, J. G. 1996, *ApJ*, 460, 964
- Feroci, M., Hurley, K., Duncan, R. C., & Thompson, C. 2001, *ApJ*, 549, 1021
- Fukue, J. 2001, *PASJ*, 53, 687
- Glendenning, N. K. 1997, *Compact stars* (Springer)
- Golenetskij, S. V., Mazets, E. P., Ilinskij, V. N., & Guryan, Y. A. 1979, *Soviet Astronomy Letters*, 5, 340
- Haensel, P. 1991, *Nucl. Phys. B (Proc. Suppl.)*, 24, 23
- Heiselberg, H., & Pethick, C. J. 1993, *Phys. Rev. D*, 48, 2916
- Heyl, J. S. & Kulkarni, S. R. 1998, *ApJ*, 506, L61
- Horvath, J. E., Benvenuto, O. G., & Vucetich, H. 1991, *Phys. Rev. D*, 44, 3797
- Hurley, K. et al. 1999, *ApJ*, 510, L111
- Hurley, K. 2000, *AIP Conf. Proc.* 526: Gamma-ray Bursts, 5th Huntsville Symposium, 763
- Hurley, K. et al. 1999a, *Nature*, 397, 41
- Ibrahim, A. I. et al. 2001, *ApJ*, 558, 237
- Iida, K. & Baym, G. 2002, *PRD*, 66, 14015
- Iwamoto, N. 1982, *Ann. Phys.*, 141, 1
- Kaplan, D. L., 2000, in *Spin, Magnetism and Cooling of Young Neutron Stars*, [http://online.itp.ucsb.edu/online/neustars\\_c00/](http://online.itp.ucsb.edu/online/neustars_c00/)
- Kaplan, D. L., Kulkarni, S. R., van Kerkwijk, M. H., Rothschild, R. E., Lingenfelter, R. L., Marsden, D., Danner, R., & Murakami, T. 2001, *ApJ*, 556, 399
- Kaplan, D. L. 2002, *Memorie della Societa Astronomica Italiana*, 73, 496
- Keränen, P., & Ouyed, R. 2003, *A&AL* in press [astro-ph/0301574]
- Kouveliotou, C. et al. 1998, *Nature*, 393, 235
- Kouveliotou, C. et al. 1999, *ApJ*, 510, L115
- Kouveliotou, C. et al. 2001, *ApJ*, 558, L47
- Kulkarni, S. R., Kaplan, D. L., Marshall, H. L., Frail, D. A., Murakami, T., & Yonetoku, D. 2003, *ApJ*, 585, 948
- Manchester, R. N. & Taylor, J. H. 1977, *San Francisco : W. H. Freeman*, c1977., 36
- Mazets, E. P., Golenetskii, S. V., Ilinskii, V. N., Aptekar, R. L., & Guryan, I. A. 1979, *Nature*, 282, 587
- Mazets, E. P., Cline, T. L., Aptekar', R. L., Butterworth, P. S., Frederiks, D. D., Golenetskii, S. V., Il'inskii, V. N., & Pal'Shin, V. D. 1999, *Astronomy Letters*, 25, 635
- Mereghetti, S. 2001, *The Neutron Star - Black Hole Connection*, 351
- Ouyed, R., Dey, J., & Dey, M. 2002, *A&A*, 390, L39
- Paczynski, B. 1992, *Acta Astron.*, 42, 145
- Perna, R., Heyl, J. S., Hernquist, L. E., Jett, A. M., & Chakrabarty, D. 2001, *ApJ*, 557, 18
- Rajagopal, K., & Wilczek, F. 2000, *hep-ph/0011333*
- Ruutu, V. M., Ruohio, J. J., Krusius, M., Plaças, B., Sonin, E. B., & Xu, W. 1997, *PRB*, 56, 14089
- Sedrakian, D. M., Blaschke, D., Shahabasyan, K. M., & Voskresensky, D. N. 2001, *Astrofizika*, 44, 443
- Shovkovy, I. A., & Ellis, P. J. 2003, *Phys. Rev. C*, 67, 048801
- Thompson, C. & Duncan, R. C. 1995, *MNRAS*, 275, 255
- Thompson, C. & Duncan, R. C. 1996, *ApJ*, 473, 322
- Tilley, D. R., & Tilley, J. "Superfluidity and Superconductivity, 3rd ed.", Bristol, England, Hilger 1990
- Tsubota, M., Kasamatsu, K., & Ueda, M. 2002, *Phys. Rev. D*, 65, 023603
- Usov, V. V. 2001, *Physical Review Letters*, 87, 021101
- Vancura, O., Blair, W. P., Long, K. S., & Raymond, J. C. 1992, *ApJ*, 394, 158
- Woods, P. M. et al. 1999, *ApJ*, 527, L47
- Woods, P. M., Kouveliotou, C., Göğüş, E., Finger, M. H., Swank, J., Markwardt, C. B., Hurley, K., & van der Klis, M. 2002, *ApJ*, 576, 381
- Woods, P. M., 2003, *astro-ph/0304372*
- Xu, R. X., 2003, *astro-ph/0302165*