

# Model-independent dark energy test with $\sigma_8$ and $t_0$ using WMAP

Martin Kunz<sup>1</sup>, Pier-Stefano Corasaniti<sup>2</sup>, David Parkinson<sup>3</sup> and Edmund J. Copeland<sup>2</sup>

<sup>1</sup> *Astronomy Centre, CPES, University of Sussex, Brighton, BN1 9QJ, UK*

<sup>2</sup> *Centre for Theoretical Physics, CPES, University of Sussex, Brighton, BN1 9QJ, UK and*

<sup>3</sup> *Institute of Cosmology and Gravitation, University of Portsmouth, Portsmouth, PO1 2EG, UK*

By combining the recent WMAP measurements of the Cosmic Microwave Background anisotropies and the results of the recent luminosity distance measurements to type-Ia supernovae, we show how it is possible to use the normalisation of the dark energy power spectrum on cluster scales,  $\sigma_8$ , to discriminate between dynamical models of dark energy (Quintessence models) and a conventional cosmological constant model ( $\Lambda$ CDM). Such a discriminator is important, almost all the analysis to date of the recent cosmological data *assumes* a constant equation of state without considering the possibility that the dark energy component may vary in time.

PACS numbers: 98.80.Cq; 98.80.Es

*1) Introduction* The recent WMAP satellite measurements of the Cosmic Microwave Background anisotropies [1] provide accurate determinations of fundamental cosmological parameters such as the spatial curvature, the scalar spectral index, the physical baryon density and the optical depth [2]. When combined with other data sets such as the luminosity distance to type-Ia supernovae [3, 4] or large scale structure (LSS) data [5] they reinforce the need for an exotic form of energy. This so-called *dark energy* is characterized by a negative value of its equation of state which is responsible for the observed accelerated expansion of the universe. There are two main competing scenarios which try to explain the nature of the dark energy, a time independent cosmological constant  $\Lambda$  and an evolving scalar field  $Q$ . One version of this called ‘quintessence’, involves  $Q$  rolling down its self-interaction potential [6, 7], whilst another version called ‘k-essence’ involves  $Q$  evolving through its non-canonical kinetic terms [8]. The quintessence hypothesis has been tested using different methods with pre-WMAP CMB data [9, 10, 11]. These analyses have constrained the value of the equation of state of the dark energy to  $w_Q \lesssim -0.7$  with the cosmological constant value,  $w_\Lambda = -1$  being the best fit. Nevertheless a dynamical form of dark energy is not excluded. Specifically the detection of time variation in the dark energy equation of state would be of immense importance as it would rule out a simple cosmological constant scenario.

Unfortunately, constraining the time dependence of a dark energy component is not trivial, since it generally requires the choice of a particular quintessence potential, hence limits the scope of the analysis to a specific class of models. As we currently lack any realistic particle physics inspired predictions concerning the shape of the quintessence potential, we prefer an alternative, and possibly more powerful approach. Rather than considering individual potentials, we can describe the models by specifying the time dependence of the equation of state  $w_Q$ . A simple way of parameterising a class of quintessence models is to assume a constant equation of state  $w_Q$ . However

such an approach suffers from a number of drawbacks. It can be easily shown that assuming  $w_Q$  to be constant introduces a systematic bias in the analysis of cosmological distance measurements [12], with the effect of favouring larger negative values of  $w_Q$  if the dark energy is time dependent. For instance it is possible that claims for a ‘phantom’ component, where  $w_Q < -1$  [10, 13] are entirely caused by this effect. Moreover assuming  $w_Q$  constant underestimates the contribution of the dark energy perturbations (which are a specific feature of scalar field models) on the evolution of the gravitational potentials and consequently the effect on the CMB power spectrum [14]. In this *letter* we attempt to address this particular feature by focusing on the relation between a dynamical dark energy component and the normalisation of the dark matter power spectrum on cluster scales,  $\sigma_8$ . We also discuss the age of the universe,  $t_0$ , and show how the new data set affects its use for distinguishing between different dark energy models.

*2) Method and data* A serious investigation into the dark energy properties needs to consider a time dependent equation of state. Several formulae have been proposed in the literature [15, 16] all with limited applicability. In [17] we have suggested a form for  $w_Q(z)$  which is valid at all redshifts and parameterises the equation of state in terms of five parameters, which specify the value of the equation of state today  $w_Q^0$ , during the matter era  $w_Q^m$  and during the radiation era  $w_r$ ; the scale factor  $a_c^m$  where the equation of state changes from  $w_Q^m$  to  $w_Q^0$  and the width of the transition  $\Delta$ . Since Big-Bang Nucleosynthesis bounds limit the amount of dark energy to be negligible during the radiation dominated era, without loss of generality we can further reduce our parameter space by setting  $w_r = w_m$  in Eq. (4) of ref. [17]. The parameters given by the vector  $\vec{W}_Q = (w_Q^0, w_Q^m, a_c^m, \Delta)$  can account for most of the dark energy models proposed in the literature. For instance quintessence models characterized by a slowly varying equation of state, such as supergravity inspired models [18], correspond to a region of our parameter space for which  $0 < a_c^m/\Delta < 1$ , while

rapidly varying models, such as the two exponential potential [19], correspond to  $a_c^m/\Delta > 1$ . Models with a simple constant equation of state are given by  $w_Q^0 = w_Q^m$ . The cosmological constant case is also included and corresponds to the following cases:  $w_Q^0 = w_Q^m = -1$  or  $w_Q^0 = -1$  and  $a_c^m \lesssim 0.1$  with  $a_c^m/\Delta > 1$ .

Assuming a flat geometry we perform a likelihood analysis of the WMAP data to constrain dark energy models specified by the vector  $\overline{W}_Q$  and the cosmological parameters  $\overline{W}_C = (\Omega_Q, \Omega_b h^2, h, n_s, \tau, A_s)$  which are the dark energy density, the baryon density, the Hubble parameter, the scalar spectral index, the optical depth and the overall amplitude of the scalar fluctuations respectively. We have modified a version of the CMBFAST code [20] to include the dark energy perturbation equations in terms of the time derivative of the equation of state [21]. In order to break the geometric degeneracy between  $w_Q^0$ ,  $\Omega_Q$  and  $h$ , we use the recent compilation of supernova data of [4] in addition to the WMAP TT and TE power spectrum data. We evaluate the likelihood of CMB data with the help of the software provided by the WMAP team [22]. The important point which we want to stress is that we are able to treat both data sets, (WMAP and SN-Ia) without making any prior assumptions concerning the underlying cosmological model, in order to be as conservative as possible and to evade potential problems with issues like relative normalisations and bias.

We restrict our analysis to dark energy models that satisfy the null dominant energy condition and  $w_Q^0, w_Q^m \geq -1$  and following the analysis by the WMAP team, we use the prior  $\tau \leq 0.3$  in order to prevent  $\Omega_b$  from assuming unphysical high values.

**3) Results** The WMAP CMB data constrains the cosmological parameters  $\overline{W}_C$  in a range of values consistent with the results of previous analysis such as [2, 23, 24]. In particular we find the scalar spectral index  $n_s = 1.00 \pm 0.04$ , the physical baryon density  $\Omega_b h^2 = 0.0234 \pm 0.0014$  and the optical depth  $\tau = 0.17 \pm 0.06$ . As mentioned above, in order to break the degeneracy between  $w_Q^0$ ,  $\Omega_Q$  and  $h$ , we combine the CMB data with the SN-Ia luminosity distance measurements. This allows us to constrain the Hubble constant to be  $h = 0.68 \pm 0.03$ , in agreement with the HST value [25], the dark energy density  $\Omega_Q = 0.72 \pm 0.04$  (all limits so far at  $1\sigma$ ) and the present value of the equation of state  $w_Q^0 < -0.82$  (at 95% CL).

We will defer a detailed discussion of all these results to a later paper and concentrate here on the dark matter clustering as a probe of quintessence models. In general we expect the dark energy to affect the value of the  $\sigma_8$  because it can lead to a different expansion history of the universe [26]. More specifically in [14] it was shown that different dark energy models leave a particular imprint on the large angular scales of the CMB anisotropy power spectrum through the integrated Sachs-Wolfe (ISW) ef-

fect. The excess of power produced by the ISW at low multipoles affects the normalization of the matter power spectrum. For instance models with a fast late time transition in the equation of state produce a larger ISW effect than a pure cosmological constant scenario. As a consequence of this they require a smaller amplitude of the primordial fluctuations in order to match the observed CMB spectrum. In this case the predicted value of  $\sigma_8$  will be smaller than in the  $\Lambda$ CDM model. This specific class of models has already been investigated using pre-WMAP data [11, 27], but the results underestimated the optical depth subsequently found by WMAP, leading to an over-estimation of the power on small angular scales. It is only with the recent release of the first year of WMAP data that through one CMB data set, we can link the anisotropies on large and small angular scales. This is an exciting feature of the data, as it allows us to properly assess the effects of ISW and the normalization of the matter power spectrum. In figure 1 we plot the two dimensional likelihood contours in the  $\Omega_m - \sigma_8$  plane. The filled contours correspond to  $1$  and  $2\sigma$  values for the dark energy models spanned by  $\overline{W}_Q$ , while the solid curves correspond to the  $\Lambda$ CDM case. We note that  $\Lambda$  models have systematically higher values of  $\sigma_8$  than models with a different time evolution of the equation of state.

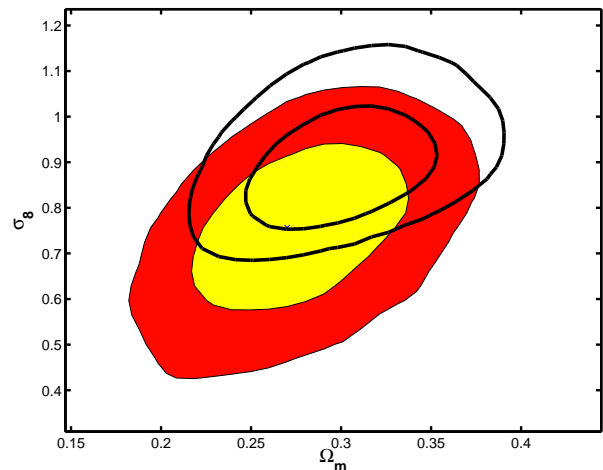


FIG. 1: Marginalized 68% and 95% confidence countours for quintessence (filled contours) and  $\Lambda$ CDM models (solid lines).  $\Lambda$ CDM has a systematically higher value of  $\sigma_8$ , and a slightly higher value of  $\Omega_m$ .

This is our main result, namely that the clustering behaviour is an important probe in distinguishing models of dark energy. This is reinforced in figures 2 and 3. In fig. 2 we plot the average value of  $\sigma_8$  as a function of  $a_c^m$  and  $w_Q^0$ , where the average is taken over all models in our chain which exhibit a rapid transition (defined here as  $w_Q^m > -0.2$  and  $\Delta < 0.1$ ). A cosmological constant corresponds to  $a_c^m \rightarrow 0$  and  $w_Q^0 = -1$ . Fig. 3 shows the case of dark energy models with a slowly varying equation

of state ( $0 < a_c^m/\Delta < 0.8$ ). In this case the relevant parameters are  $w_Q^m$  and  $w_Q^0$ , the  $\Lambda$ CDM models are now at  $w_Q^0 = w_Q^m = -1$ . We find that the average of  $\sigma_8$  increases clearly towards the  $\Lambda$ CDM model. To assess the usefulness of  $\sigma_8$  for distinguishing between models given today's data, we also plot two 68% confidence regions, one for models with  $\sigma_8 > 0.9$  (lighter gray) and one with  $\sigma_8 < 0.6$  (darker gray). We expect these regions to shrink as the cosmological parameters become more constrained by future data, but there are a class of slowly varying models with  $w_0 < -0.9$  and  $w_Q^m > -0.8$ , for which we find a high value of  $\sigma_8$ . As shown in [14] these models produce a similar ISW effect to that of a cosmological constant, and therefore they will be difficult to distinguish from each other.

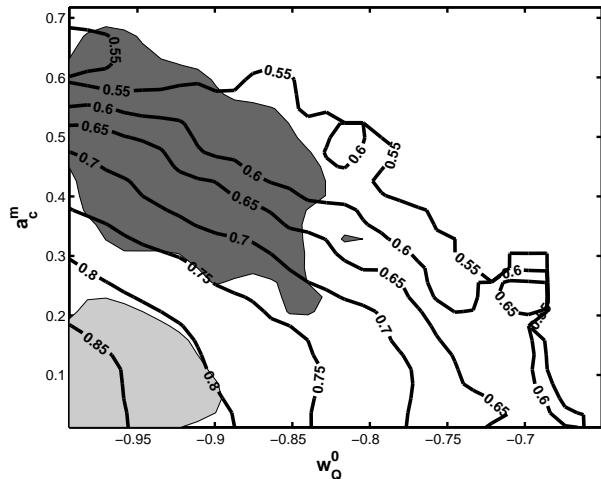


FIG. 2: The average  $\sigma_8$  as a function of  $w_Q^0$  and  $a_c^m$  for models with a rapid transition in  $w_Q$  (numbered lines). We show the 68% confidence regions for models with  $\sigma_8 < 0.6$  (dark gray) and  $\sigma_8 > 0.9$  (light gray).

Why are we using  $\sigma_8$  as a variable as opposed to simply using one of the many published measured values of  $\sigma_8$ ? Firstly, the published data shows a large spread of values, so that our conclusions would strongly depend on the choice of data sets. Secondly, the measurements also depend in general on the dark energy parameters and the results quoted are only valid for  $\Lambda$ CDM models. This is the case e.g. for the large scale structure results, which implicitly assume a  $\Lambda$ CDM model when passing from redshift space to real space, and for weak lensing measurements, which can even be used to constrain the evolution of the equation of state [28]. In other words it is of crucial importance that the value of  $\sigma_8$  is inferred from data sets without any prior assumption on the cosmological model. Moreover,  $\sigma_8$  is linked to the amplitude of the matter power spectrum  $P(k)$  on small scales. To measure a possible running of the scalar spectral index,  $dn_S/d\log k$ , in inflationary models, it is necessary to combine CMB data on large scales with  $P(k)$  on small

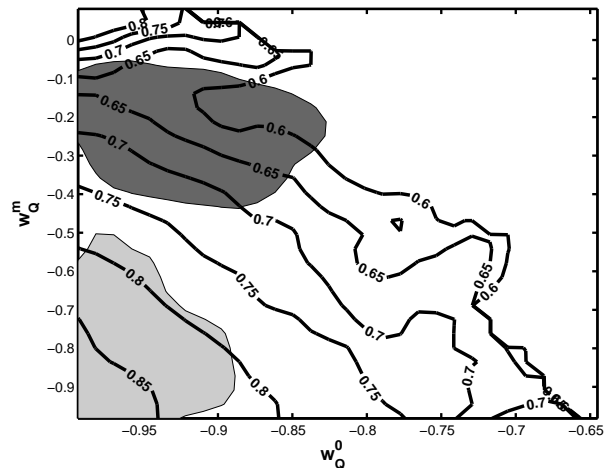


FIG. 3: The average  $\sigma_8$  as a function of  $w_Q^0$  and  $w_Q^m$  for models with a smoothly varying  $w_Q$  (numbered lines). We show the 68% confidence regions for models with  $\sigma_8 < 0.6$  (dark gray) and  $\sigma_8 > 0.9$  (light gray).

scales. Since quintessence models can change the amount of clustering on small scales with respect to a  $\Lambda$ CDM model, it is possible for them to mimic the effect of such a running. This possibility should be kept in mind when constraining models through the combination of different data sets.

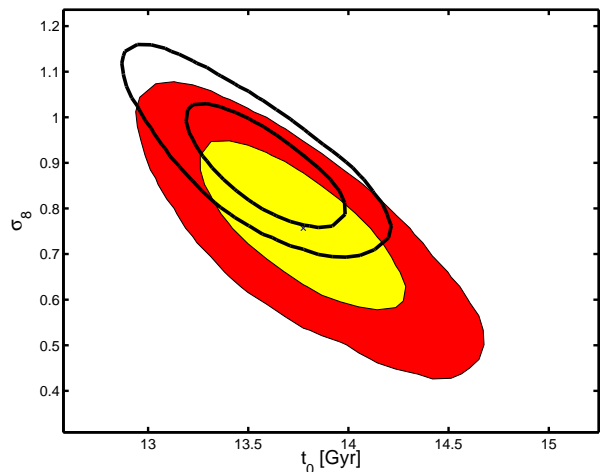


FIG. 4: Marginalized 68% and 95% confidence contours for quintessence (filled contours) and  $\Lambda$ CDM models (solid lines).

As we have shown,  $\sigma_8$  is an important observable if we want to distinguish quintessence from a cosmological constant. Another observable which has been studied in this context is the age of the universe,  $t_0$  [29, 30], which is in general also a function of the dark energy parameters  $\overline{W}_Q$ . An independent measurement of  $t_0$  (for which the WMAP limit does *not* qualify, as it explicitly assumes  $\Lambda$ CDM) can thus be used to set limits on the equation

of state. Since the luminosity distance  $d_L$  and  $t_0$  possess a similar dependence on the Hubble rate, then the SN-Ia data, which probe about two-thirds of the age of universe, can provide tight constraints on  $t_0$  even for generic dark energy models. For example in [4] considering  $\Lambda$ CDM cosmologies, the authors obtain  $H_0 t_0 = 0.96 \pm 0.04$ . This limit is also valid for quintessence, we find  $H_0 t_0 = 0.96 \pm 0.03$  for the combination of CMB and SN-Ia data. This constraint, together with the remaining slight degeneracy in  $H_0$  which leads to lower values of the Hubble constant as we move away from the  $\Lambda$ CDM models, means that the allowed non- $\Lambda$  quintessence models are older than the those with a cosmological constant, as we can see in fig. 4. The marginalised age of quintessence universes is  $t_0 = 13.8 \pm 0.3$  Gyr, while in the  $\Lambda$ CDM case  $t_0 = 13.55 \pm 0.26$ . Clearly, it will be difficult to use  $t_0$  to disentangle different models until the uncertainty in the cosmological parameters is further reduced. But if we were to find a lower limit on the age of the universe which is too high for  $\Lambda$ CDM, we could potentially explain it to be a sign of quintessence.

4) Conclusions Amongst the cosmological community, there appears to be developing an impression that the presence of dark energy is best understood through a  $\Lambda$ CDM model, or a true constant dark energy component. Although it is certainly the case that today such a model appears to provide the best fit to the data, there is relatively little evidence that at higher red-shifts such a conclusion still holds. Given the fact that there are other well motivated dynamical models for the equation of state parameter (Quintessence models), we need to find good discriminators between the two approaches. In this letter we have demonstrated how, by combining the recent WMAP and SN-Ia data, it is possible to use the normalisation of the dark energy power spectrum on cluster scales,  $\sigma_8$ , to discriminate between dynamical models of dark energy (Quintessence models) and a conventional cosmological constant model ( $\Lambda$ CDM). The approach we have adopted makes no assumptions about the underlying nature of the scalar field responsible for Quintessence, and in that sense is a model-independent approach to dark energy. We have shown that the predicted value of  $\sigma_8$  is sensitive to parameters describing the evolution of the dark energy equation of state, and seen how it is possible to differentiate a class of models from that of  $\Lambda$ CDM. As the data improves, this will lead to much stronger limits in the near future. We have also briefly discussed the use of the age of the universe  $t_0$  as a way of constraining dark energy models, and shown that by itself it does not discriminate between Quintessence and  $\Lambda$ CDM models, although coupled with  $\sigma_8$ , it may act as a useful cross check. In a forthcoming paper, we will be

expanding on the key conclusions we have presented in this letter.

We thank R.R. Caldwell, M. Doran and K. Moodley for useful discussions. MK and DP are supported by PPARC, PSC is supported by a Sussex University bursary. We acknowledge extensive use of the UK National Cosmology Supercomputer funded by PPARC, HEFCE and Silicon Graphics / Cray Research.

- 
- [1] C.L. Bennet *et al.*, astro-ph/0302207.
  - [2] D.N. Spergel *et al.*, astro-ph/0302209.
  - [3] S.J. Perlmutter *et al.*, *Astrophys. J.* **517**, 565 (1999).
  - [4] J.L. Tonry *et al.*, astro-ph/0305008.
  - [5] G. Efstathiou *et al.*, astro-ph/0109152.
  - [6] C. Wetterich, *Nucl. Phys. B* **302**, 668 (1988).
  - [7] I. Zlatev, L. Wang and P.J. Steinhardt, *Phys. Rev. Lett.* **82**, 896 (1999).
  - [8] C. Armendáriz-Picón, V. Mukhanov, and P. J. Steinhardt, *Phys. Rev. Lett.* **85**, 4438 (2000).
  - [9] P.S. Corasaniti and E.J. Copeland, *Phys. Rev. D* **65**, 043004 (2002).
  - [10] S. Hannestad and E. Mortsell, *Phys. Rev. D* **66**, 063508 (2002).
  - [11] B.A. Bassett, M. Kunz, J. Silk and C. Ungarelli, *Mon. Not. Roy. Astron. Soc.* **336**, 1217 (2002).
  - [12] I. Maor, R. Brustein, J. McMahon and P.J. Steinhardt, *Phys. Rev. D* **65**, 123003 (2002).
  - [13] R.R. Caldwell, *Phys. Lett. B* **545**, 23, (2002).
  - [14] P.S. Corasaniti, B.A. Bassett, C. Ungarelli and E.J. Copeland, *Phys. Rev. Lett.* **90**, 091303 (2003).
  - [15] B.F. Gerke and G. Efstathiou, *Mon. Not. Roy. Astron. Soc.* **335**, 33 (2002).
  - [16] E.V. Linder, *Phys. Rev. Lett.* **90**, 091301 (2003).
  - [17] P.S. Corasaniti and E.J. Copeland, *Phys. Rev. D* **67**, 063521 (2003).
  - [18] P. Brax and J. Martin, *Phys. Lett. B* **468**, 40 (1999).
  - [19] T. Barreiro, E.J. Copeland, N.J. Nunes, *Phys. Rev. D* **61**, 127301 (2000).
  - [20] U. Seljak and M. Zaldarriaga, *Astrophys. J.* **469**, 437 (1996).
  - [21] R. Dave, R.R. Caldwell and P.J. Steinhardt, *Phys. Rev. D* **66**, 023516 (2002).
  - [22] L. Verde *et al.*, astro-ph/0302218.
  - [23] L. Amendola, C. Quercellini, astro-ph/0303228.
  - [24] R.R. Caldwell, M. Doran, astro-ph/0305334.
  - [25] W. Freedman *et al.*, *Astrophys. J.* **553**, 47 (2001).
  - [26] M. Doran, J.M. Schwindt, C. Wetterich, *Phys. Rev. D* **64**, 123520 (2001).
  - [27] B.A. Bassett, M. Kunz, D. Parkinson and C. Ungarelli, astro-ph/0211303.
  - [28] K. Benabed and L. Van Waerbeke, astro-ph/0306033.
  - [29] L.M. Krauss, astro-ph/0212369.
  - [30] R. Jimenez, L. Verde, T. Treu and D. Stern, astro-ph/0302560.