

Evolution of Massive Black Hole Binaries

Junichiro Makino¹

and

Yoko Funato²

ABSTRACT

We present the result of large-scale N -body simulations of the stellar-dynamical evolution of a massive black-hole binary at the center of a spherical galaxy. We focus on the dependence of the hardening rate on the relaxation timescale of the parent galaxy. A simple theoretical argument predicts that a binary black hole creates the “loss cone” around it. Once the loss cone is formed, the hardening rate is determined by the rate at which field stars diffuse into the loss cone. Therefore the hardening timescale becomes proportional to the relaxation timescale. Recent N -body simulations, however, have failed to confirm this theory and various explanations have been proposed. By performing simulations with sufficiently large N (up to 10^6) for sufficiently long time, we found that the hardening rate does depend on N . Our result is consistent with the simple theoretical prediction that the hardening timescale is proportional to the relaxation timescale. This dependence implies that most massive black hole binaries are unlikely to merge within the Hubble time through interaction with field stars and gravitational wave radiation alone.

Subject headings: black hole physics — galaxies:interactions — galaxies:nuclei — methods: N-body simulations—stellar dynamics

1. Introduction

1.1. Massive black hole binary and central structure of ellipticals

The possibility of the formation of massive black hole binaries in the cores of the elliptical galaxies was first pointed out by Begelman et al. (1980, hereafter BBR). At that time, the

¹Department of Astronomy, University of Tokyo, 7-3-1 Hongo, Bunkyo-ku, Tokyo 113-0033, Japan

²Department of General System Studies, University of Tokyo, 3-8-1 Komaba, Meguro-ku, Tokyo 153-8902, Japan

possibility of such events was purely theoretical, derived from two hypothesis. One is that QSOs are driven by massive central black holes, of the mass of order of $10^8 M_\odot$ or larger. The second is that most of elliptical galaxies, which might contain such massive black holes, are formed through merging of two galaxies. If both of the progenitor galaxies contain massive black holes, these black holes sink to the center of the merger product through dynamical friction and form a binary.

Though it was purely theoretical at the time first proposed, considerable amount of observational supports has been provided in the last two decades. First of all, there are now plenty of evidences that many, if not most, of giant ellipticals contain massive central black holes (Magorrian et al. 1998). Also, it has been suggested that the black hole mass M_{BH} shows tight correlation with the spheroidal mass and the central velocity dispersion (Gebhardt et al. 2000; Ferrarese & Merritt 2000). The most straightforward explanation of such correlation is that massive galaxies are formed by merging of less massive galaxies, and that the central black also grows through merging (Kauffmann & Haehnelt 2000). This merging scenario naturally explains the observed correlations.

This merging scenario has additional important characteristic that it nicely explains the observed structure of the central region of massive elliptical galaxies. In 1970s and 1980s, observations revealed that large ellipticals had large “cores”. There was a good linear correlation between the size of the core and the size of the galaxy. At that time, this correlation was thought to be a very strong counter evidence against the merger hypothesis. The larger core size of the larger galaxy implies that the central phase space density is lower for larger galaxies. However, if larger galaxies had been formed by collisionless merging of smaller galaxies, the central phase space density would have been roughly conserved, and therefore the core size would also be roughly conserved.

Strictly speaking, the phase space argument only guarantees that the central phase space density would not increase, and does not imply it is conserved. Nevertheless, numerical simulation of mergers (Farouki et al. 1983; White 1979; Okumura et al. 1991) all demonstrated that the core size would not increase significantly through merging.

If some dissipational process like the behavior of the gas clouds is taken into account, most likely the central density would increase. Thus, it looked very difficult to explain the observed correlation between the core size and the size of the galaxy within the framework of the merger hypothesis.

Ebisuzaki et al. (1991) proposed that the formation of the black hole binary might solve this difficulty. If both progenitors contain central massive black holes, they would form a binary as suggested by BBR. The back reaction of the sinking of black holes through

dynamical friction and the subsequent hardening cause the heating up of the stars around black holes, which then results in the expansion of the core. By N -body simulation of spherical galaxies with and without central black holes, they demonstrated that the core size, defined as the density-weighted distance from the density center (Casertano & Hut 1985), increases in the case of merger with central black holes.

In mid-1990s, high-resolution observations by HST revealed that the “cores” of the giant elliptical galaxies are not really cores with flat volume density, but very shallow cusps expressed as $\rho \propto r^{-\alpha}$, where ρ is the volume luminosity density and r is the distance from the center, with power index $\alpha = 0.5 \sim 1$ (Gebhardt et al. 1996; Byun et al. 1996).

Around that time, the completion of GRAPE-4 (Makino et al. 1997) made it possible to perform N -body simulation of merging galaxies with central black holes using number of particles much larger than previously possible. Makino & Ebisuzaki (1996) performed the simulation of repeated mergers of galaxies with central black holes, where the final product of one merger simulation is used as the progenitor for the next simulation. They found that the structure of the merger converges to one profile. The merger product has a central cusp around the black hole with slope approximately -0.5 , and the total mass of the stars in the cusp region is around the mass of the black hole binary. Nakano & Makino (1999b,a) showed, by combination of simple N -body simulation and an analytic argument, that this shallow cusp is explained by the fact that distribution function of stars has a lower cutoff energy E_0 . If there is a lower cutoff in energy distribution, one can show from very simple mathematics that density profile close to the central black hole must have the power of -0.5 . Such a cutoff is naturally formed when black holes sink to the center and form a binary.

In this theory, the radius of the cusp region relative to the effective radius of the galaxy is proportional to the relative mass of the black hole. Thus, the correlation between the spheroidal mass and the black hole mass (Magorrian et al. 1998) nicely explains the correlation between the cusp radius and the effective radius. Indeed, Milosavljević et al. (2002) estimated “the mass ejected from the central cusp” of observed ellipticals, and found that it correlates well with the black hole mass. The correlation between the spheroidal mass and black hole mass itself is explained by the merger.

1.2. Fate of the black hole binary

As we overviewed in the previous subsection, it seems that the merger of galaxies with central black holes can account for observed characteristics of the central structure of elliptical galaxies quite well. However, there remained one fundamental problem. What will

happen to the binary black hole?

After formed, the binary black hole further hardens through the interaction with the nearby stars, much in the same way as hard binaries in globular clusters hardens (Spitzer 1987; Heggie & Hut 2003). If we can assume the stellar density around the black hole is roughly constant in time, the hardening rate of the binary, dE_b/dt , is a constant.

However, there are two significant differences. One is that the black hole binary is far more massive than field stars, and therefore the binary sits at the center of the the galaxy with very small random velocity. The second is that a galaxy contain far more larger number of stars than globular clusters do, and therefore the two-body relaxation time is much longer for a galaxy. BBR argued that because of these two differences, stars which can interact with the binary will sooner or later be depleted, and the hardening rate of the black hole binary will drop to practically zero. Once the nearby stars (stars with sufficiently small angular momentum to approach to the black hole binary) are depleted, in other words, after the “loss cone” is formed, the hardening rate drops to a quite small value. In this stage, the hardening rate should be determined by the timescale in which the loss cone is refilled by thermal relaxation. Thus, in real ellipticals with very long relaxation times, the timescale of refilling is very long and therefore the hardening timescale of the binary would be much longer than the Hubble time.

Whether or not this loss-cone depletion actually occurs has been one of the key issue in the theoretical and numerical studies of massive black hole binary. Early simulations (Makino et al. 1993; Mikkola & Valtonen 1992) could not cover the range of the number of particles (relaxation time) wide enough to see the change in the timescale. Makino (1997) performed merger simulations with number of particles N in the range of 2K and 256K, and found that the hardening timescale showed clear decrease, as N went higher. From numerical results, Makino estimated that the hardening timescale is proportional to $N^{1/3}$. This dependence is notably weaker than BBR’s theoretical prediction that the hardening timescale is proportional to the relaxation time, or N . Quinlan & Hernquist (1997) performed similar calculation with up to 200K stars, and found qualitatively similar dependence of the hardening timescale to the number of stars. However, they observed that that the evolution of the black hole binary is almost the same for the runs with 100K stars and that with 200K stars, and concluded that for large enough N the hardening rate would become independent of N . Chatterjee et al. (2003) repeated similar calculations as performed by Quinlan & Hernquist (1997), but with up to 400K stars, and reached the same conclusion. Both Quinlan & Hernquist (1997) and Chatterjee et al. (2003) used the combination of SCF (Hernquist & Ostriker 1992) and direct calculation, where interactions between field stars is treated using SCF, while Makino (1997) relied on fully direct calculation on GRAPE-4. Though

SCF does not eliminate the two-body relaxation (Hernquist & Barnes 1990), it may affect the dependence of the relaxation timescale on N in a complex way.

Milosavljević & Merritt (2001) performed simulations of mergers with central black holes, by again using a composite method, but here composite in time domain and not in spatial domain. Before the formation of the binary, they used a parallel treecode with individual timestep (Springel et al. 2001). Just before the binary formation, they switched to direct calculation on a general-purpose parallel computer. The use of general-purpose parallel computer for direct calculation limited the number of particles they could employ to 32K and less, but their simulation is unique in that they started from self-consistent model with central cusp of slope -2 . They did not find any dependence of the hardening rate to the number of stars.

To summarize, we can see that there is no single accepted view on the evolution of massive black hole binaries in the center of galaxies. The simple analytic theory (BBR) predicts that the hardening timescale should be determined by the timescale of the loss-cone refilling, and therefore should be proportional to the relaxation time, or roughly speaking, the number of stars in the system. The results of numerical studies range from no dependence (Milosavljević & Merritt 2001) to dependence on $N^{1/3}$ (Makino 1997).

In this paper, we give a clear and decisive answer on the question whether the hardening timescale depends on the number of particles used in the simulation, and if so, in what way. In section 2 we describe the initial model and the numerical method used. In section 3 we give the result. Section 4 is for discussion.

2. Numerical method and Initial Models

2.1. Numerical method

We performed N -body simulations of galaxies with massive black holes. For all calculations, we used a program with direct force calculation and fourth-order Hermite integrator with individual timestep (Makino & Aarseth 1992). For gravitational interaction between field stars, we apply the usual Plummer softening. The size of the softening is described in section 2.2. The gravitational interactions between black holes and that between black holes and field particles are calculated with very small softening, $\epsilon_{BH} = 10^{-6}$. Since we do not apply any regularization technique, we need to guarantee that the gravitational force does not diverge.

For calculation of gravitational forces from field particles (to both the field particles

and black holes), we used the special-purpose hardware GRAPE-6(Makino et al. 2002). The calculation of the forces from black holes was done on the host computer to maintain sufficient accuracy.

No relativistic effect was taken into account. Our calculation is purely Newtonian. We do not model the accretion to BHs or collisions between stars, since the cross section is small.

2.2. Initial Models

In this paper, we consider a simple model, where we place two massive point-mass particles in a spherical galaxy. For our standard set of runs, the initial galaxy model is a King model with nondimensional central potential of $W_0 = 7$. We use the Heggie unit, where the mass M and the virial radius R_v of the initial galaxy model and gravitational constant G are all unity. In this unit, the binding energy of the initial galaxy is $E = -1/4$.

The mass of black hole particles is $M_{BH} = 0.01$. They are initially placed at $(\pm 0.5, 0, 0)$ with velocity $(0, \pm 0.1, 0)$. Thus, they are initially outside the core, but in nearly radial orbits.

We varied number of particles N from 2,000 to 1,000,000. To investigate the possible dependence of the result to the softening length, we tried three different choices of the softening length: (a) $\epsilon = 0.01$, (b) $\epsilon = 0.01/(N/2000)^{1/3}$, (c) $\epsilon = 20/N$. All give the same $\epsilon = 0.01$ for $N = 2000$, but they have different dependence on N .

The largest calculation (1 million particles and up to $t = 400$) took about one month, on a single-host, 4-processor-board GRAPE-6 system with the peak speed of 4 Tflops.

3. Results

3.1. The N -dependence

Figure 1 shows the time evolution of the specific binding energy (per reduced mass) of the black hole binary. The relation between the semi-major axis a and the binding energy is

$$a = -\frac{M_{BH}}{E_b} = -\frac{1}{100E_b}. \quad (1)$$

The relation between the orbital velocity of black holes and E_b is given simply by

$$v_{BH} = v_c \sqrt{|E_b|}, \quad (2)$$

where v_c is the three-dimensional velocity dispersion of field stars, in the central region of the galaxy large enough not to be affected by the black holes. Thus, if we interpret the host galaxy as the galaxy with the velocity dispersion of 300 km/s, the black hole binary with $E_b = -1$ has the orbital velocity of 300 km/s.

From figure 1, it is clear that the evolution timescale depends on N for the entire range of N for which we performed simulations. As shown in figure 2, the early evolution, before the specific binding energy reaches -1 , is almost independent of N . However, after E_b reaches -2 , the evolution timescale shows strong dependence on the number of particles.

To quantitatively evaluate the dependence of the hardening rate on the number of particles, we calculate the hardening rate β , defined as

$$\beta = |\Delta E_b / \Delta t|. \quad (3)$$

Here, $\Delta t = t_1 - t_0$ and t_0 and t_1 are the times at which E_b reached the values $E_{b,0}$ and $E_{b,0} + \Delta E_b$, respectively. Figure 3 shows the result, for $E_{b,0} = -1, -3, -5, -7$. We use $\Delta E_b = -0.5$ for all values of $E_{b,0}$. When $E_b = -1$, the hardening rate is almost independent of N . However, as the binary becomes harder, β decreases, and the decrease is larger for larger N . Thus, the hardening rate β for large values of $|E_b|$ shows strong dependence on the number of particles N .

This result is exactly what is expected from the simple loss-cone argument. According to the loss-cone argument, after the loss cone is formed, β should be inversely proportional to the relaxation time, which is proportional to N . Note that we used constant softening. The Coulomb logarithm does not depend on N if we use a constant softening.

In other words, if we write $\beta \propto N^{-\gamma}$, the value of γ should approach to unity if the loss-cone argument is correct. Figure 4 shows this γ , calculated using the value of β for $N = 20K$ and $1M$. We can see that γ is indeed increasing as $|E_b|$ becomes larger. Even at $E_b = -8$, γ has not converged to one value. If we could extend the calculation to higher value of E_b , we would be able to determine if γ really approaches to unity or not. Unfortunately, it is too time consuming, even on GRAPE-6, to further extend the calculation, because the hardening rate is so small for large N .

From the current simulations, we can safely conclude that the hardening rate β depends on the number of particles N , and the power index of the dependence γ numerically obtained is larger than 0.7. The numerical result is consistent with the simple loss-cone argument, which predicts $\gamma = 1$.

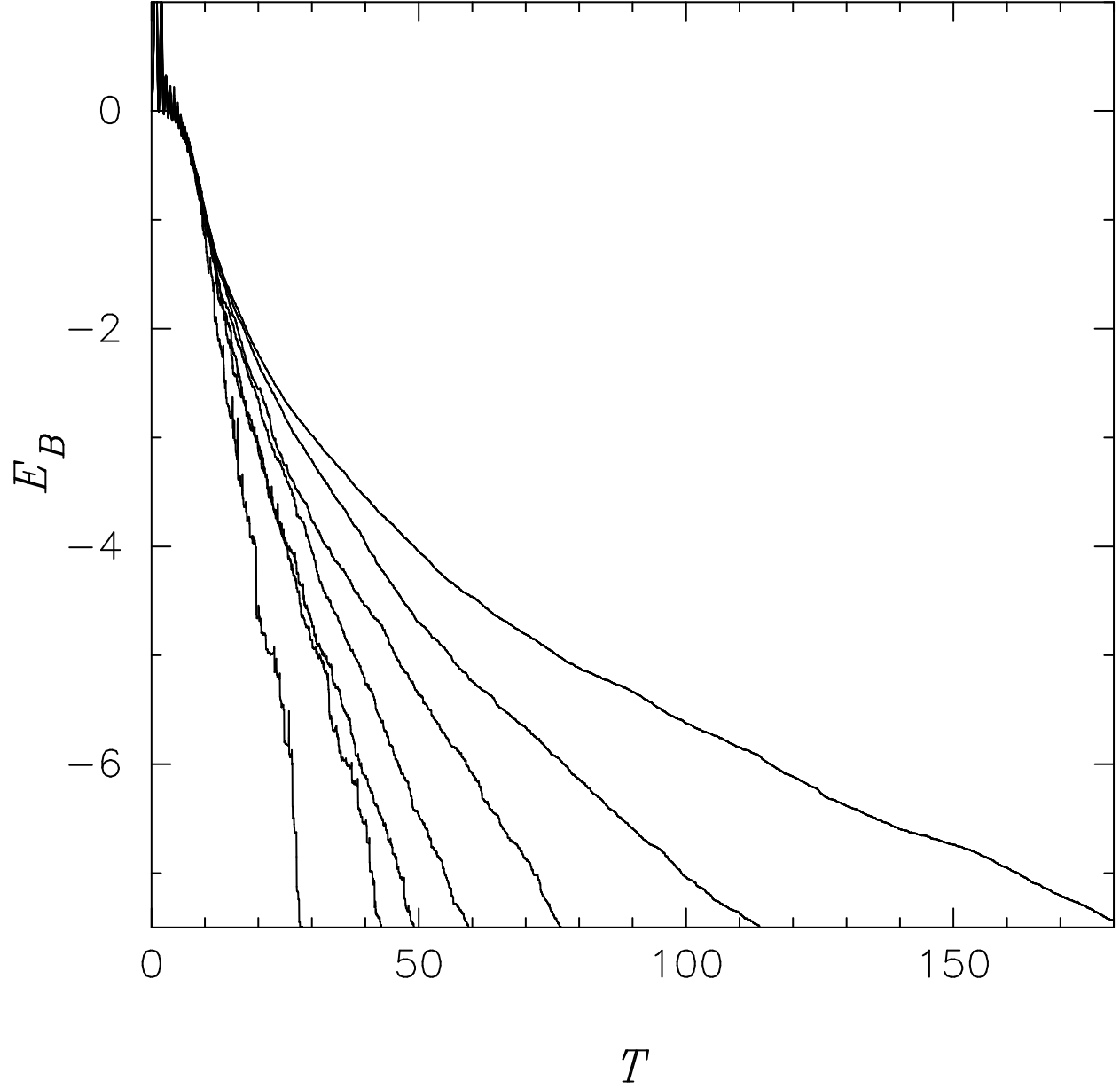


Fig. 1.— The evolution of the specific binding energy E_b of the binary black hole. Curves are result with $N = 10K, 20K, 50K, 100K, 200K, 500K$ and $1M$ (left to right). For all calculations, the softening length is $\epsilon = 0.01$.

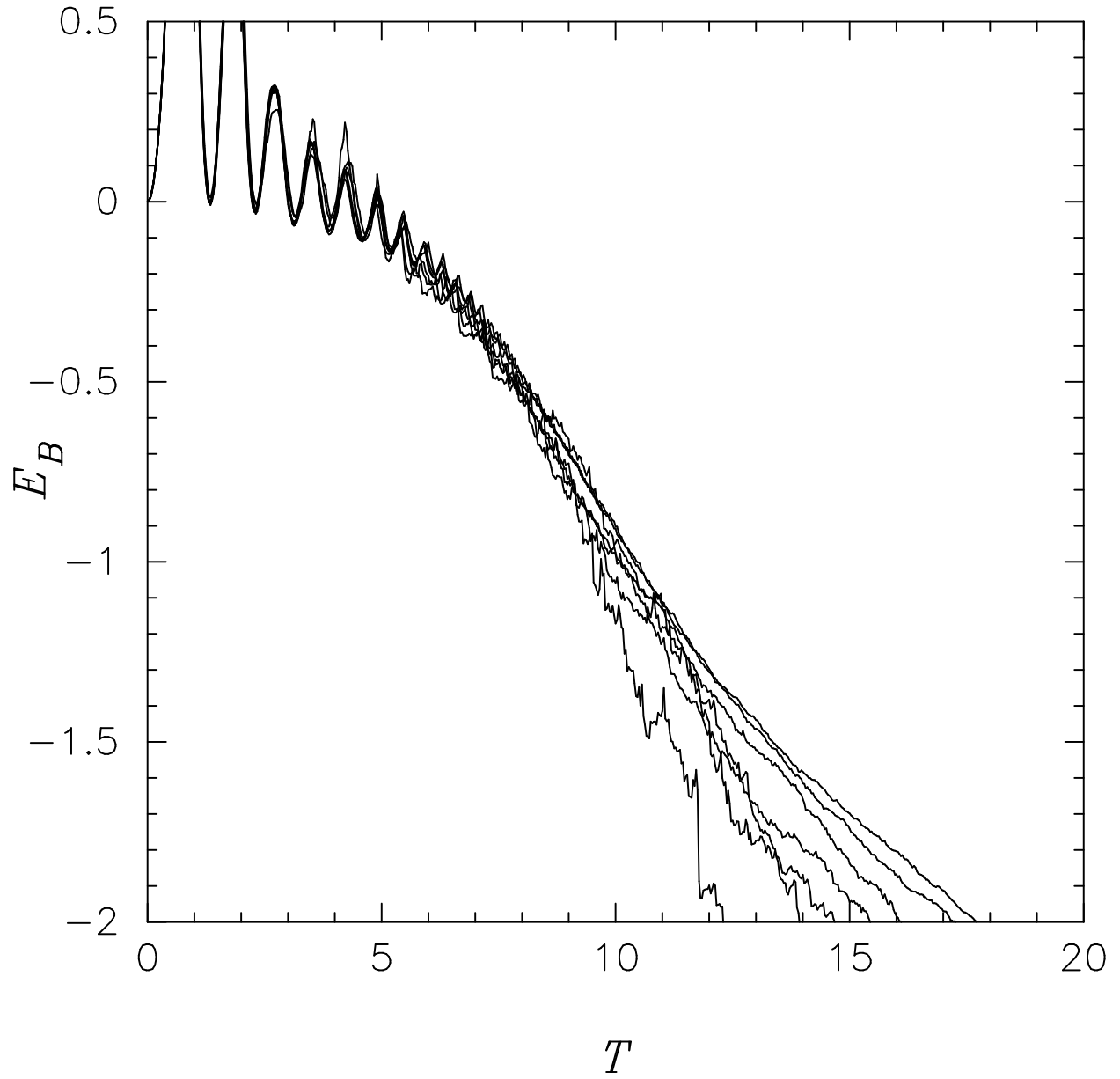


Fig. 2.— Same as figure 1, but showing early evolutions only.

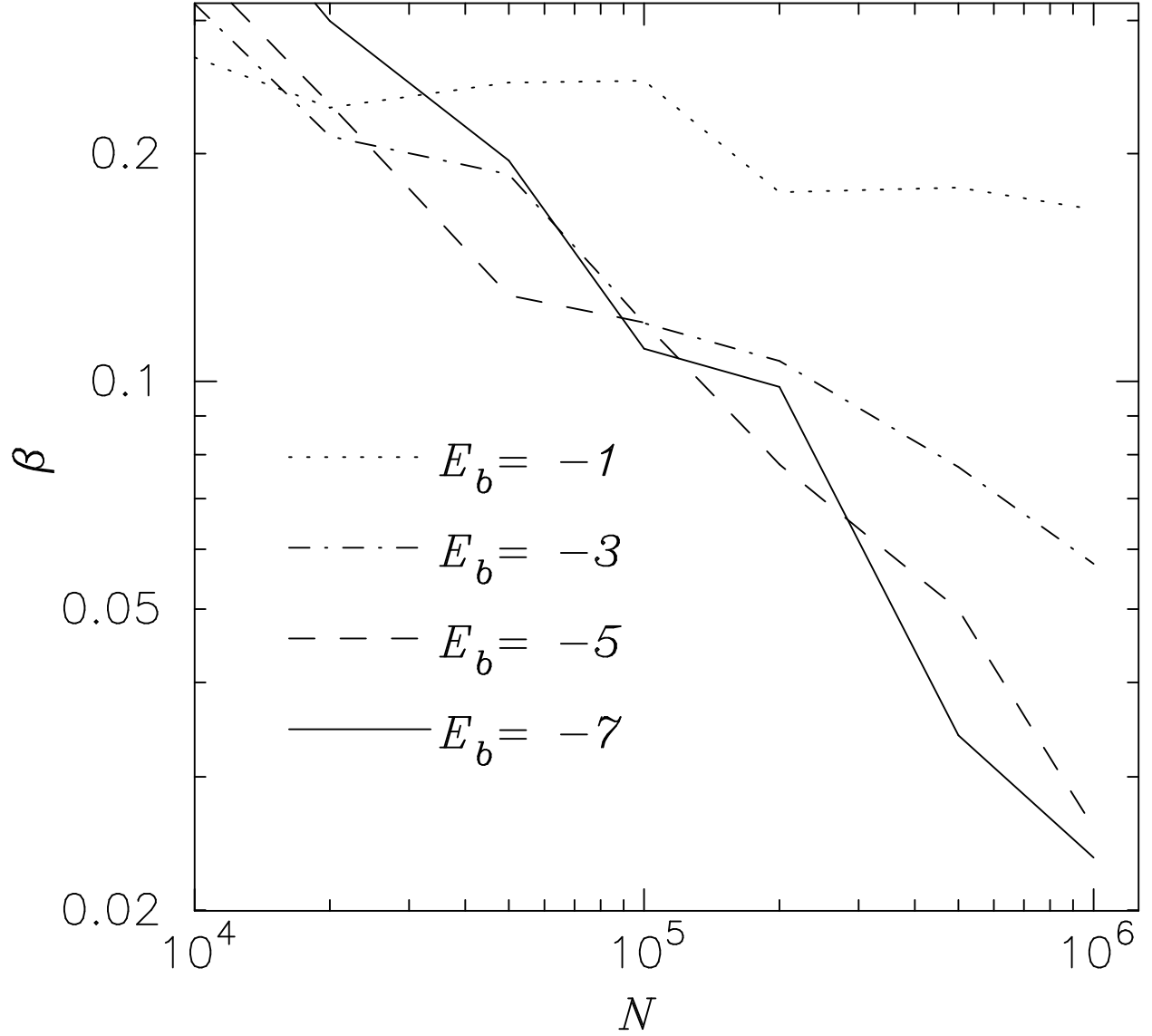


Fig. 3.— The hardening rate $\beta = |\Delta E_b / \Delta t|$ plotted as a function of the number of particles N . Dotted, dash-dotted, dashed and solid curves denote the values measured from the time at which $|E_b|$ reached 1, 3, 5 and 7, respectively. The end time is the time at which $|E_b|$ reached initial value $+0.5$.

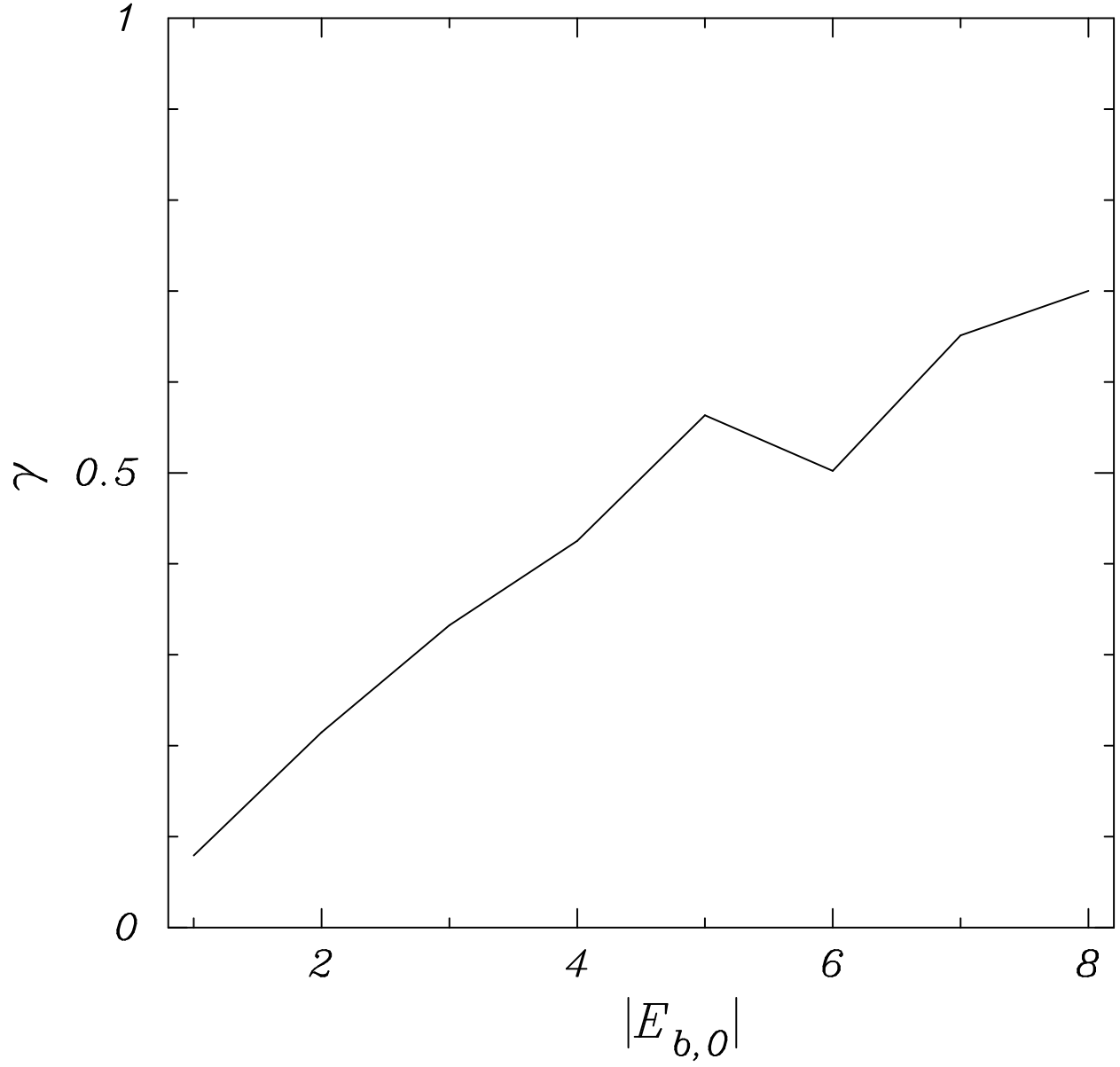


Fig. 4.— The slope γ of the dependence of the hardening rate β on the number of particles N , plotted as a function of the binding energy $E_{b,0}$ at which β is measured.

3.2. Dependence on the softening length

The results given in the previous subsection demonstrated clearly that the hardening rate depends on the number of particles. In this and following subsections, we will check if this result is really reliable or not. First we look at the effect of the softening. The relatively large and constant softening used in our standard runs has the effect of suppressing two-body relaxation. In particular, in the core of the galaxy, the effective Coulomb logarithm might be very small, resulting in unphysical suppression of the relaxation effect. Since the timescale of the loss-cone refill is related to the relaxation timescale, it is crucial to express the relaxation with a reasonable accuracy. To test the effect of the softening, we performed several runs with much smaller softening length. Figure 5 shows the result. For $N = 2 \times 10^5$, reducing ϵ by a factor of 100 resulted in small increase in the hardening rate. However, in the case of runs with $N = 10^6$, the change in the softening has practically no effect on the hardening rate. Thus, we can conclude that the effect of the softening is, if any, sufficiently small that it does not affect the result in the previous section.

3.3. Dependence on the initial models

Before the loss cone is formed, the hardening rate is expected to be proportional to the central density of the parent galaxy. After the loss cone is formed, the hardening rate is determined by the timescale at which the stars close to the loss cone diffuse into the cone. Thus, here again, the hardening timescale would depends on the initial central density.

Figure 6 shows the results of runs with different initial galaxy models. As expected, the hardening is faster for models with deeper central potential (higher central density). However, the dependence of the hardening rate on the number of particles exists for all runs.

Figure 7 shows the growth rate β as a function of the initial central density of the parent galaxy, $\rho_{0,0}$. For the early phase ($E_b = -1$), we can see β is roughly proportional to ρ for $\rho < 10^2$. For higher ρ or for later phase the dependence is somewhat weaker, presumably because the black hole binary already ejected nearby stars and reduced the central density.

3.4. Loss cone depletion and wandering of the binary

In the previous subsections we have seen that the behavior of the hardening rate is consistent with the loss cone argument. In this subsection, we investigate whether or not the loss cone is actually formed.

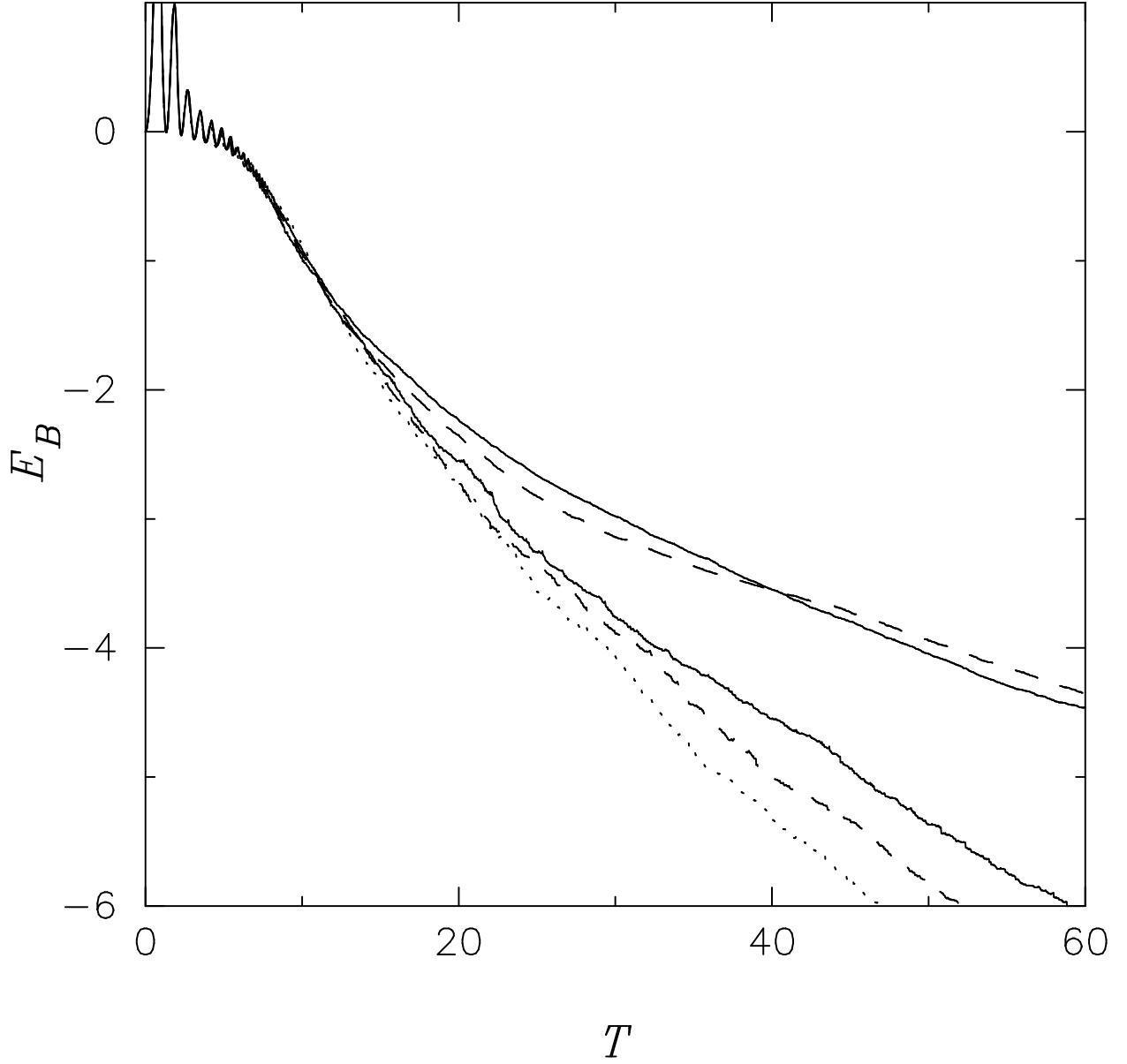


Fig. 5.— The evolution of specific binding energy E_b . Curves are, from top to bottom, for $N = 10^6, \epsilon = 0.01$ (solid), $\epsilon = 0.00045$ (dashed), $N = 2 \times 10^5, \epsilon = 0.01$ (solid), $\epsilon = 0.0001$ (dashed), and $\epsilon = 0.00001$ (dotted).

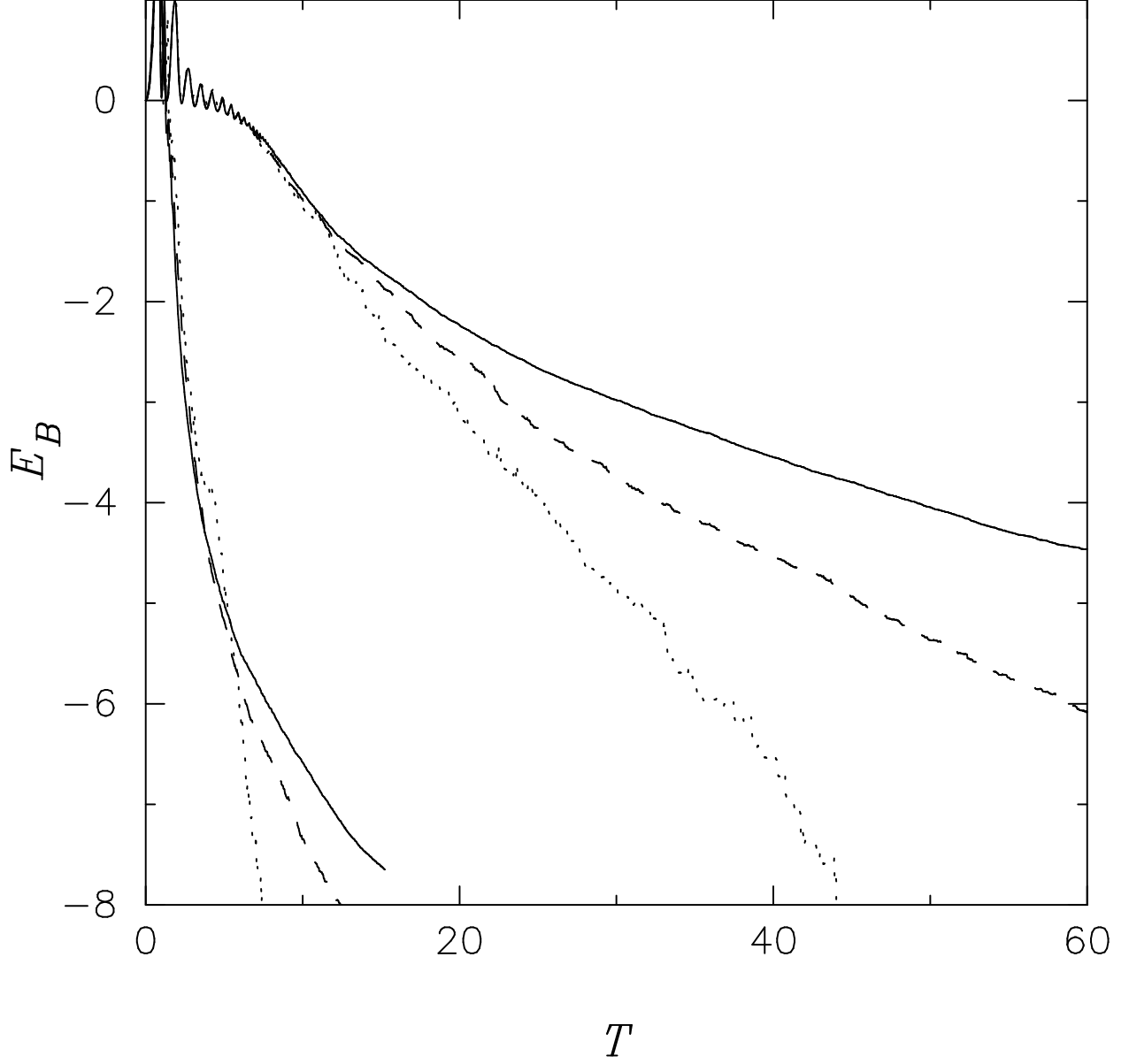


Fig. 6.— The evolution of specific binding energy E_b for runs with different initial galaxy model. Solid, dashed and dotted curves are results for $N = 10^6$, 2×10^5 , and 2×10^4 . Left three curves are for King model with $\psi_0 = 11$, and right three curves are for $\psi_0 = 7$.

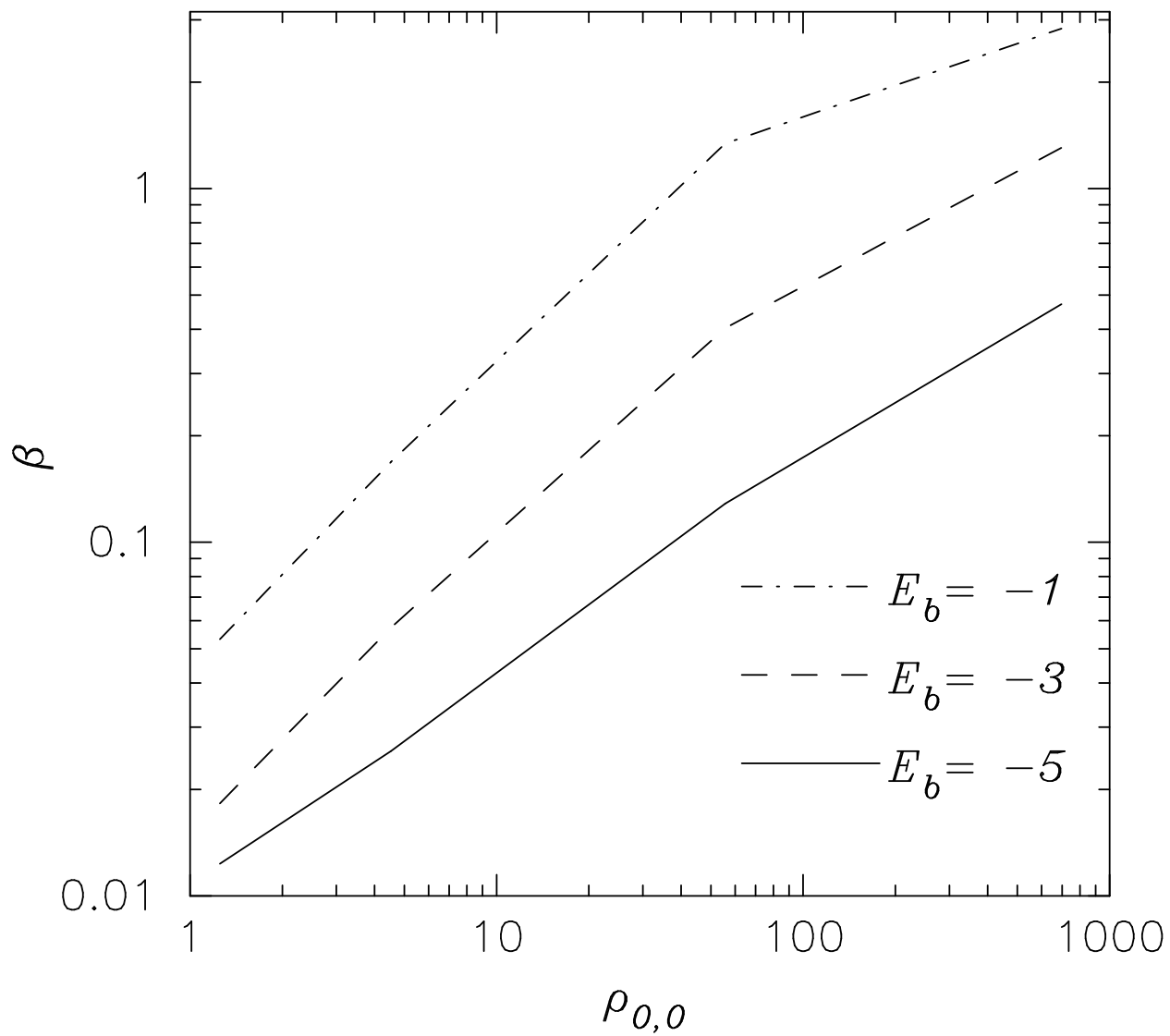


Fig. 7.— The growth rate $\beta = |dE_b/dt|$ plotted as a function of the initial central density $\rho_{0,0}$ of the parent galaxy. Different curves denote the growth rate at different values of $|E_b|$.

Figure 8 shows the distribution of particles in (E, J) plane, where E is the specific energy and J is the specific total angular momentum. We use the coordinate origin as the reference point for the angular momentum. We also tried to use the center of mass of the black hole binary, but that resulted in practically indistinguishable figures. Here, we can clearly see that the particles with $J < 0.01$ deplete as time proceeds. At $T = 10$, only particles with low energies ($E < -2$) are affected. However, the depletion reaches higher energy as time proceeds, and at $T = 80$ only stars with nearly zero energy can have low angular momentum. Note that these particles with nearly zero energy did not exist at $T = 10$. These are particles kicked to high-energy, long-period orbits by the binary black hole.

Figure 9 shows the radial density profiles for the same snapshots as used for Figure 8. Here we used the center of mass of the black hole binary as the center of the coordinate. Though the loss cone depletion is clearly visible in the distribution of particles in (E, J) plane, the density profile does not show any clear sign of the loss cone. This result is not at all surprising. If the distribution of particles on (E, J) plane is the same as that of the initial King model, adding the central black hole potential results in the cusp of the slope -0.5 (Nakano & Makino 1999a). Thus, the fact that the density does not increase toward the center actually means that the particles close to the black hole binary are strongly depleted.

Figure 10 shows the distribution of particles in the (E, J) plane for runs with smaller number of particles. The distribution for $N = 10^4$ does not show any sign of the depletion. That for $N = 10^5$ shows a weak sign. It also shows the enhancement of the nearly zero-energy stars with small angular momentum.

In figure 8 the periastron distance of the particles depleted, or the effective radius of the loss cone, is 0.01 or larger. This radius is much bigger than the semi-major axis of the binary, which is around 0.001 at $T = 80$.

The reason why the effective size of the loss cone is much bigger than the semi-major axis is the wandering of the binary. Figure 11 shows the time variation of the x coordinate of the center of mass of the binary. The typical wandering distance is roughly proportional to $N^{-1/2}$, as theoretically predicted and demonstrated by previous numerical works (Makino 1997; Milosavljević & Merritt 2001). For $N = 10^6$, typical wandering distance is around 0.01, roughly consistent with the size of the loss cone.

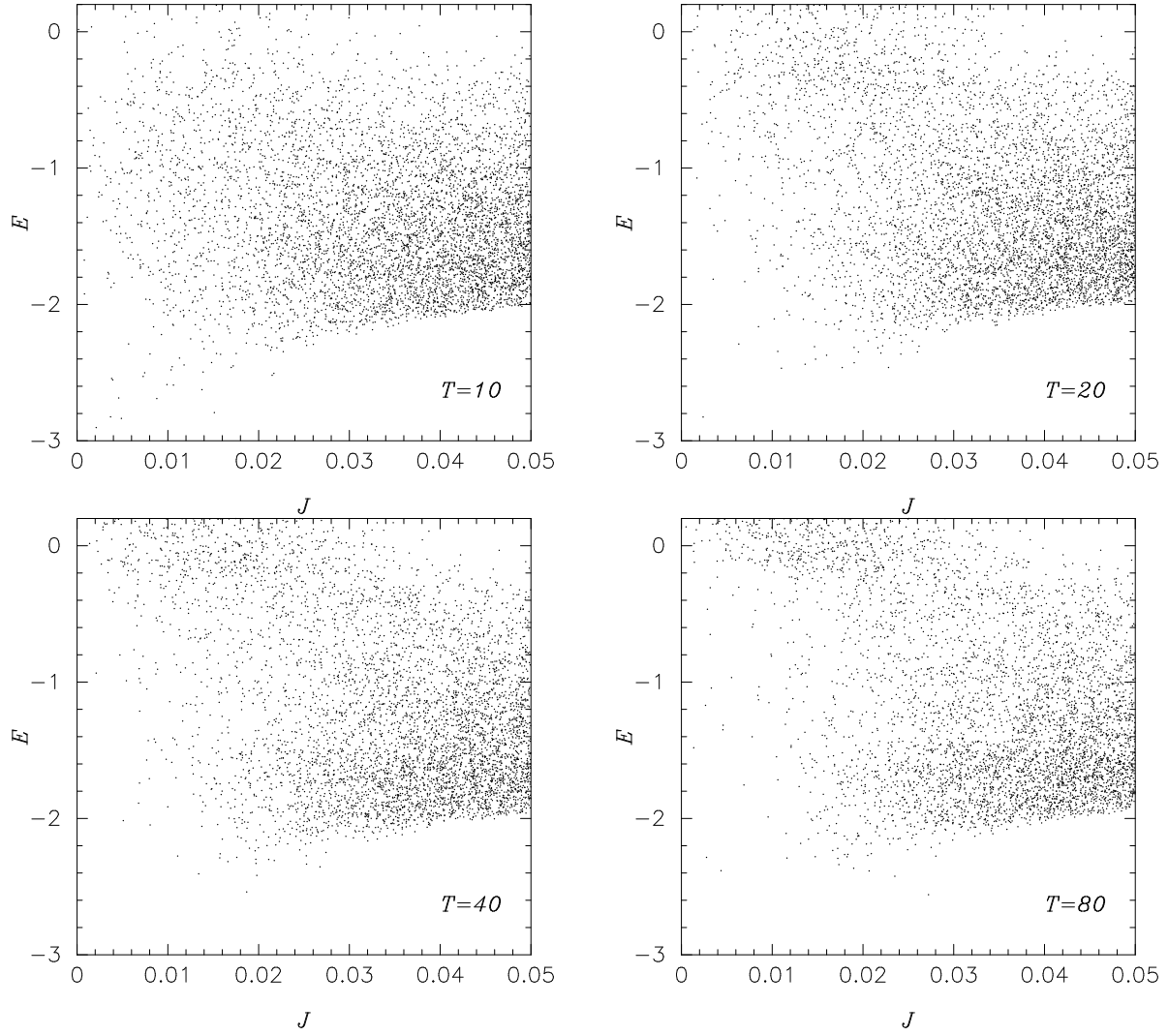


Fig. 8.— The distribution of particles in (E, J) plane. The number of particles is 10^6 at times $T = 10, 20, 40$ and 80 (from top left to bottom right).

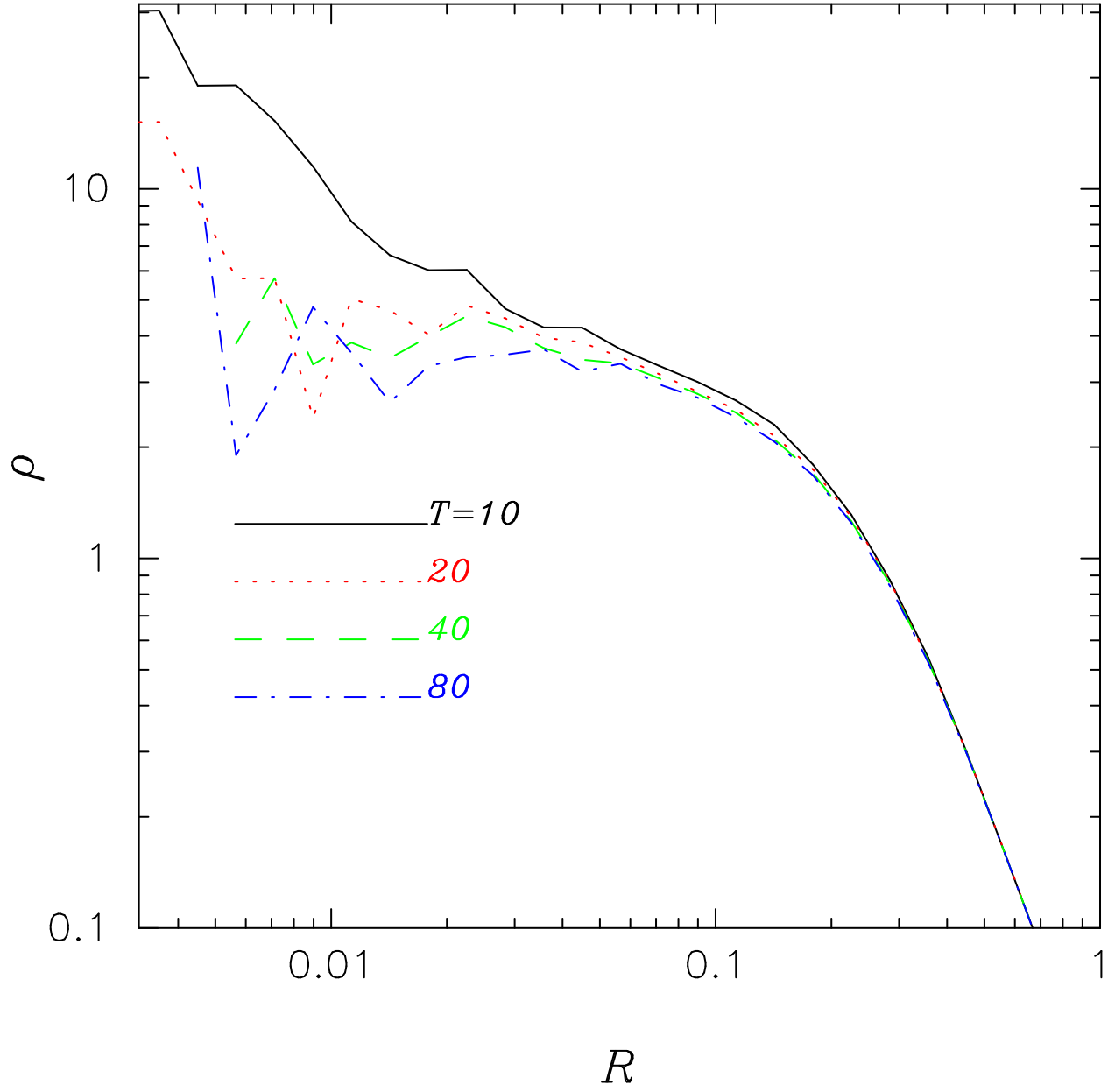


Fig. 9.— The radial density profiles at times 10, 20, 40 and 80 for the run with $N = 10^6$.

4. Discussions

4.1. Comparison with previous works

As we summarized in the introduction, several researchers have tried N -body simulations of the evolution of massive black hole binaries in the center of a galaxy, and nobody obtained the result which could be interpreted as being consistent with the simple loss-cone argument. In the present work, however, we obtained the result which is consistent with the loss cone argument. Thus, it is clearly necessary to understand the cause of the discrepancy. In the following, we first discuss our own previous work (Makino 1997), and then works by others (Quinlan & Hernquist 1997; Milosavljević & Merritt 2001; Chatterjee et al. 2003).

Makino (1997) obtained $\gamma \sim 1/3$, from merger simulations with $N = 2,048$ to $266,144$. If we compare his figure 1 and our figures 1 and 2, the reason why the value of γ was small is obvious. The value of binding energy at which β was measured was rather small. Therefore β has not yet reached the value determined by the relaxation timescale. As shown in figures 3 and 4, γ increases as $|E_b|$ increases. In hindsight, it is clear that previous simulations did not cover long enough time.

Quinlan & Hernquist (1997) performed the simulations very similar to the ones presented here. They found that the hardening rate β depended on N , for $N < 10^5$. However, the hardening rate was practically the same for $N = 10^5$ and $N = 2 \times 10^5$. They explained this result as follows. In their calculation, they used the SCF method to evaluate the gravitational interaction between field stars, which would strongly suppress the relaxation. Therefore, the dependence of the hardening rate to the number of particles should come through the wandering (Brownian motion) of the black hole binary.

The random velocity of the black hole binary would be proportional to \sqrt{N} . However, the distance the wandering covers would not become arbitrary small, since the black hole binary would form the “loss cone”, or vacuum, around it, in which the black hole binary would not feel no restoring force.

The above explanation looks plausible, but unfortunately Quinlan & Hernquist (1997) gave no evidence that the distance covered by the black hole binary became independent of N . Our simulations demonstrated that the excursion distance is proportional to $1/\sqrt{N}$, for up to 10^6 particles.

Additional problem with their calculation is that it is difficult to estimate the effects of the two-body relaxation and the wandering, because they used the mass of the particles which depends on their initial angular momenta (or, precisely, the periastron distances). They used this trick to increase the mass resolution near the center of the galaxy. However,

because of this trick, typical mass of stars which interact with the black hole binary would become larger as the black hole binary kicks out the nearby (low-mass) particles. This means the strength of the Brownian motion depends on how much mass has been kicked out of the core. Also, even though the direct two-body encounter of field particles is suppressed, they can indirectly exchange energy and angular momentum since all field stars directly interact with the black hole binary which has finite random velocity. Here, distant, massive particles do interact with black holes. Thus, the way the two-body relaxation scales is quite difficult to evaluate for their scheme.

They tried one simulation in which the center of mass of the binary is fixed at the origin of coordinate, and found that the hardening rate dropped dramatically. They argued that this drop is the evidence that the wandering is important. However, there is another, equally plausible explanation. In their SCF expansion, they incorporated only spherically symmetric terms. Thus, when they fix the center of the mass of the binary to the origin, the gravitational potential calculated became strictly spherically symmetric, except for the multipole moment of the binary black hole. Thus, the angular momentum of field stars with periastron distance larger than the semi-major axis of the binary is conserved. In other words, the loss cone, once formed, can never be refilled. Once they allow the center-of-mass motion of the binary, however, the gravitational potential is no longer spherically symmetric, and angular momenta (as well as energies) of field particles change through interactions with the center-of-mass motions of the binary. This process effectively works as a relaxation mechanism and causes the refilling of the loss cone.

To summarize, though Quinlan & Hernquist (1997) observed that in their calculation the hardening rate became independent of N for large N , it is somewhat difficult to generalize their result, obtained with a spherically-symmetric potential expansion code and radius-dependent particle mass, to real N -body system or real elliptical galaxies.

Chatterjee et al. (2003) performed calculations similar to that presented in Quinlan & Hernquist (1997), using essentially the same calculation code. However, they did use a few non-spherical terms in potential expansion (they did not state how many terms were used), and they used equal-mass particles instead of the radius-dependent mass. Thus, their results could be directly compared with our results without much complication. In the text, they stated that the hardening rate became constant for the value of N around $2 \sim 4 \times 10^5$. They, however, did not show any figure or table on how the hardening rate varied depending on N . So there is no way to tell what really was their result. In addition, in their series of simulation, they changed number of particles and mass of black holes simultaneously. We do not understand how they could determine the dependence of the hardening rate to one parameter, from single set of calculations where two parameters were simultaneously

changed.

Unlike the previous two works, Milosavljević & Merritt (2001) calculated the actual merger of two galaxies with central black holes, as Makino (1997) did. The difference between Milosavljević & Merritt (2001) and Makino (1997) is that the former started with the galaxy model with the density cusp with $\rho \propto r^{-2}$ around the central black hole, while the latter used a King model with a finite core as the initial model. For simulations of merger of elliptical galaxies with massive central black holes ($10^8 M_\odot$ or larger), a galaxy model with finite-size core would be more appropriate, since the shallow “cusp” of such large ellipticals corresponds to the cutoff of the distribution function at finite energy. Stellar distribution in the central region of the spiral galaxies is consistent with the cusp of $\rho \propto r^{-2}$. For simulations of mergers of spiral galaxies, thus, the initial model used by Milosavljević & Merritt (2001) may be more appropriate.

Milosavljević & Merritt (2001) performed three runs with 8K, 16K and 32K stars, and found that the hardening rate was independent of the number of particles. As discussed in their paper, this result is simply because the loss cone was not formed in their simulation, because of two reasons. The first is that the initial central density of their model was high, since they tailored the distribution function so that the progenitor galaxies had central cusps around the black holes. This is the situation very different from what were used in other studies, where black holes were placed off-center in a single galaxy or placed at the centers of galaxies with relatively large cores. Since the initial stellar density around the black holes is very high, the binary initially hardens very rapidly. A binary with a small semi-major axis has small interaction cross section, which means it would take a long time to deplete the nearby stars. The second reason is the relatively small number of particles employed in their simulation, which resulted in rather large random velocity and Brownian motion of the binary covered fairly large radius. Even in their largest calculation with 32K particles, the total mass of the stars which can go into the region covered by the Brownian motion of the black hole binary is much larger than the mass ejected by the binary. Thus, the very high initial central density and relatively small number of particles combined prevented the loss cone from being formed.

If they could use much larger number of particles, the wandering distance would have shrunk, and the loss cone would have been formed early on. According to their own estimate (Milosavljević & Merritt 2001), for $N > 2 \times 10^5$ the loss cone depletion would be important.

To summarize, there is no real discrepancy among the results of full N -body simulations. Makino (1997) observed weaker dependence of the hardening rate than obtained in the present study, simply because his calculations were not long enough. Milosavljević & Merritt (2001) found no dependence on N , essentially because the number of particles they used was

too small for the loss cone to be depleted.

4.2. Merging timescale of massive black hole binaries in ellipticals

As first suggested by BBR and confirmed by a number of followup works, if the hardening timescale of the black hole binary is proportional to the relaxation timescale of the parent galaxy, the evolution timescale of a typical binary black hole in an elliptical galaxy exceeds the Hubble time by many orders of magnitude. In other words, the binary is unlikely to merge through encounters with field stars and gravitational wave radiation.

Our result strongly suggests that the hardening timescale is indeed determined by the relaxation timescale, for large enough N and after the binary becomes sufficiently hard. Thus, our result imply that gravitational interaction with field stars is insufficient to let the binary merge.

There are a number of possible mechanisms that may lead to the merger of the black hole binary. If there is significant amount of gas left at the center, or if gas is supplied from the disk during the merger event, it would certainly change the entire picture. However, for the merger of ellipticals, there is not much cold gas left in the galaxy. In this case, the most likely outcome is that the binary, stuck at a certain semi-major axis, stays at the center of the loss cone.

If the eccentricity of the binary goes up, the timescale of orbital evolution by gravitational wave radiation is reduced significantly. Roughly speaking, if e goes higher than 0.9, a fair fraction of the binary black holes would merge in the time less than the Hubble time. Some of the early N -body simulations and scattering experiments have focused on this possibility (Makino et al. 1993; Mikkola & Valtonen 1992). The general consensus seems that the eccentricity would not change much during the hardening.

This situation can change, if there are more than two massive black holes. If the binary black hole has long lifetime, it is quite natural to assume that some of the host galaxies which contain binary black holes would further merge with another galaxy with a central massive black hole or a binary. If we regard the black holes as point-mass particles interacting through Newtonian gravity, with three (or more) black holes we expect at the maximum one black hole binary is left in the galaxy, ejecting all others by gravitational slingshot (Saslaw et al. 1974). However, here the eccentricity might play important role. Simple estimate assuming the thermal distribution of the eccentricity (Makino & Ebisuzaki 1994) suggests that, during repeated three body interactions, the eccentricity of the binary can reach a very high value, resulting in quick merging through gravitational wave radiation. In principle,

it is possible that multiple black holes form a stable hierarchical system, where evolution of the outer binary is halted because of the loss cone depletion. In this case, however, the inner binary would typically have the semi-major axis of around 1/10 of that of the outer binary, and the gravitational wave radiation timescale of the inner binary would generally be short. Also, Kozai mechanism could play role in increasing the eccentricity of the inner binary (Blaes et al. 2002).

Acknowledgements

The authors thank Sverre Aarseth, Rainer Spurzem for discussions related to this work. This work is supported in part by Grant-in-aid in Scientific Research in Priority Areas (15037203) and B (13440058) of the Ministry of Education, Culture, Culture, Science and Technology, Japan.

REFERENCES

- Begelman, M. C., Blandford, R. D., & Rees, M. J. 1980, *Nature*, 287, 307
- Blaes, O., Lee, M. H., & Socrates, A. 2002, *ApJ*, 578, 775
- Byun, Y.-I., Grillmair, C. J., Faber, S. M., Ajhar, E. A., Dressler, A., Kormendy, J., Lauer, T. R., Richstone, D., & Tremaine, S. 1996, *AJ*, 111, 1889
- Casertano, S., & Hut, P. 1985, *ApJ*, 298, 80
- Chatterjee, P., Hernquist, L., & Loeb, A. 2003, Effects of Wandering on the Coalescence of Black Hole Binaries in Galactic Centers, *astro-ph/0302573*
- Ebisuzaki, T., Makino, J., & Okumura, S. K. 1991, *Nature*, 354, 212
- Farouki, R. T., Shapiro, S. L., & Duncan, M. J. 1983, *ApJ*, 265, 597
- Ferrarese, L., & Merritt, D. 2000, *ApJ*, 539, L9
- Gebhardt, K., Bender, R., Bower, G., Dressler, A., Faber, S. M., Filippenko, A. V., Green, R., Grillmair, C., Ho, L. C., Kormendy, J., Lauer, T. R., Magorrian, J., Pinkney, J., Richstone, D., & Tremaine, S. 2000, *ApJ*, 539, L13
- Gebhardt, K., Richstone, D., Ajhar, E. A., Lauer, T. R., Byun, Y.-I., Kormendy, J., Dressler, A., Faber, S. M., Grillmair, C., & Tremaine, S. 1996, *AJ*, 112, 105+

- Heggie, D. C., & Hut, P. 2003, *The Gravitational Million-Body Problem: A Multidisciplinary Approach to Star Cluster Dynamics* (Cambridge: Cambridge University Press)
- Hernquist, L., & Barnes, J. E. 1990, *ApJ*, 349, 562
- Hernquist, L., & Ostriker, J. P. 1992, *ApJ*, 386, 375
- Kauffmann, G., & Haehnelt, M. 2000, *MNRAS*, 311, 576
- Magorrian, J., Tremaine, S., Richstone, D., Bender, R., Bower, G., Dressler, A., Faber, S. M., Gebhardt, K., Green, R., Grillmair, C., Kormendy, J., & Lauer, T. 1998, *AJ*, 115, 2285
- Makino, J. 1997, *ApJ*, 478, 58
- Makino, J., & Aarseth, S. J. 1992, *PASJ*, 44, 141
- Makino, J., & Ebisuzaki, T. 1994, *ApJ*, 436, 607
- . 1996, *ApJ*, 465, 527
- Makino, J., Fukushige, T., & Namura, K. 2002, GRAPE-6: The massively-parallel special-purpose computer for astrophysical particle simulations, in preparation
- Makino, J., Fukushige, T., Okumura, S. K., & Ebisuzaki, T. 1993, *PASJ*, 45, 303
- Makino, J., Taiji, M., Ebisuzaki, T., & Sugimoto, D. 1997, *ApJ*, 480, 432
- Mikkola, S., & Valtonen, M. J. 1992, *MNRAS*, 259, 115
- Milosavljević, M., & Merritt, D. 2001, *ApJ*, 563, 34
- Milosavljević, M., Merritt, D., Rest, A., & van den Bosch, F. C. 2002, *MNRAS*, 331, L51
- Nakano, T., & Makino, J. 1999a, *ApJ*, 525, L77
- . 1999b, *ApJ*, 510, 155
- Okumura, S. K., Ebisuzaki, T., & Makino, J. 1991, *PASJ*, 43, 781
- Quinlan, G. D., & Hernquist, L. 1997, *New Astronomy*, 2, 533
- Saslaw, W. C., Valtonen, M. J., & Aarseth, S. J. 1974, *ApJ*, 190, 253
- Spitzer, Lyman, J. 1987, *Dynamical Evolution of Globular Clusters* (Princeton, New Jersey: Princeton University Press)

Springel, V., Yoshida, N., & White, S. D. 2001, *New Astronomy*, 6, 79

White, S. D. M. 1979, *MNRAS*, 189, 831

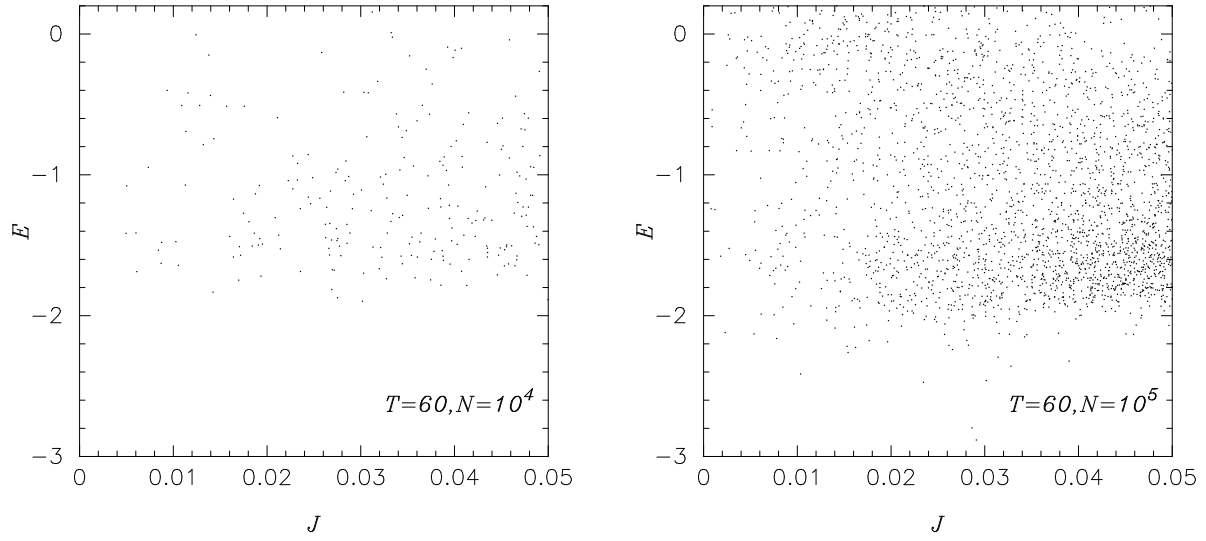


Fig. 10.— The distribution of particles in (E, J) plane for runs with 10^4 (left) and 10^5 (right) particles. Time is $t = 60$.

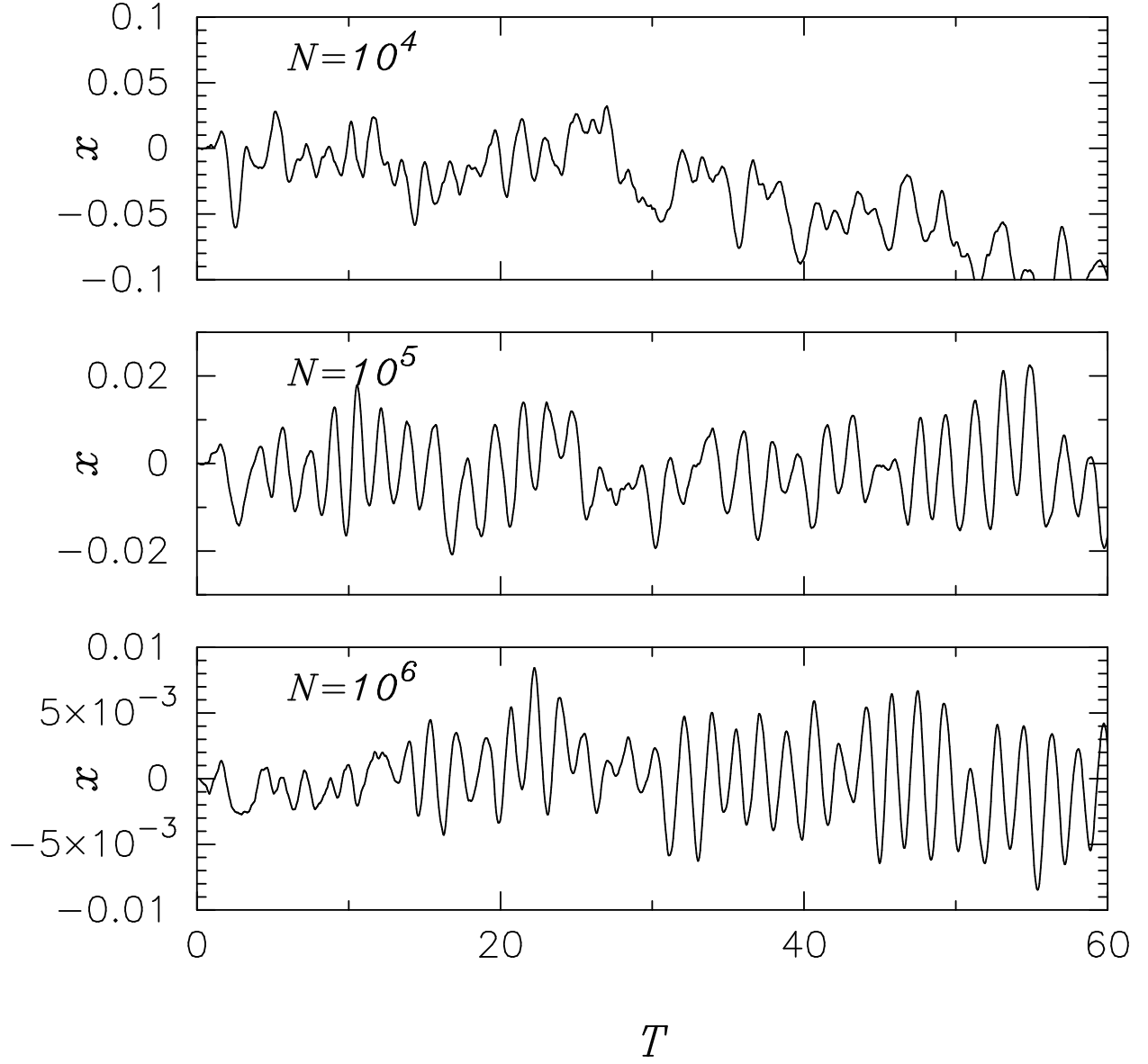


Fig. 11.— The time variation of the x component of the center of mass of the black hole binary. The number of particles is 10^4 (top), 10^5 (middle), and 10^6 (bottom). Note that vertical axis is scaled in proportional to $1/\sqrt{N}$.