

WMAP Bounds on Braneworld Tachyonic Inflation

Maria C. Bento, Nuno M. C. Santos

*Centro de Física das Interações Fundamentais (CFIF) and Departamento de Física,
Instituto Superior Técnico, Av. Rovisco Pais, 1049-001 Lisboa, Portugal
E-mail: bento@sirius.ist.utl.pt, ncsantos@cfif.ist.utl.pt*

Anjan A. Sen

*Centro Multidisciplinar de Astrofísica (CENTRA) and Departamento de Física,
Instituto Superior Técnico, Av. Rovisco Pais, 1049-001 Lisboa, Portugal
E-mail: anjan@x9.ist.utl.pt*

ABSTRACT: We analyse the implications of the Wilkinson Microwave Anisotropy Probe (WMAP) results for a braneworld tachyonic model of inflation. We find that the running of the scalar spectral index is within the bounds determined by WMAP; however, it is not possible to obtain $n_s > 1$ on large scales and $n_s < 1$ on small scales. We have also studied the possibility for power spectrum suppression at lower multipoles, as observed by the COBE DMR and confirmed by WMAP.

KEYWORDS: Cosmology of Theories beyond the SM, Physics of the Early Universe, Tachyon Condensation.

Contents

1. Introduction	1
2. Braneworld Tachyonic Inflation	2
3. Model Predictions and Comparison with Observations	5
4. Conclusions	7

1. Introduction

Recent measurements of the cosmic microwave background anisotropies lend powerful support to the inflationary paradigm *i.e.* the existence of an epoch of accelerated expansion in the very early universe which dynamically solves the cosmological puzzles such as the homogeneity, isotropy and flatness of the universe [1]. During this accelerated expansion phase, primordial quantum fluctuations of fields are amplified and act essentially as seeds for structure formation in the universe. In particular, the remarkably accurate data set obtained by the WMAP satellite has made it possible to significantly constrain inflationary models, on the basis of their predictions for the primordial power spectrum of density perturbations [2, 3, 4]. WMAP data provides no indication of any significant deviations from gaussianity and adiabaticity; moreover, it allows for very accurate constraints on the spectral index, n_s , and its running, α_s [5]

$$n_s = 1.10^{+0.07}_{-0.06} , \quad \alpha_s \equiv dn_s/d\ln k = -0.042^{+0.021}_{-0.020} , \quad (1.1)$$

on the scale $k_0 = 0.002 \text{ Mpc}^{-1}$. The data suggest but do not require that, at 2σ level, n_s runs from $n_s > 1$ on large scales to $n_s < 1$ on small scales; we should stress, however, that the statistical significance of this result is not entirely clear, as pointed out in Refs. [6, 7, 8].

Another very interesting result of the WMAP collaboration [3], which confirms earlier COBE observations, is the lower amount of power on large scales when compared to the predictions of standard Λ CDM models, which otherwise fit the rest of the power spectrum with extraordinary accuracy. Although it is still premature to interpret this result as a serious problem since it could be attributed to cosmic variance, this lack of power at lower multipoles may be a hint of physics beyond Λ CDM models and deserves further attention. Several mechanisms that could be responsible for this suppression have recently been discussed in [9, 10, 11].

Recently, following the pioneering work by A. Sen in understanding the role of the tachyon condensates in string theory [12], there has been considerable interest in developing models of inflation driven by such a field [13, 14]. One of the main problems in

modeling tachyon inflation in standard Einstein gravity is that one cannot obtain sufficient inflation to solve the cosmological problems for a reasonable choice of model parameters [14]. Moreover, in this scenario, inflation occurs at super-Planckian values of the brane energy density, making the effective four-dimensional gravity theory unreliable near the top of the potential.

In a recent work [15], an alternative framework for inflation driven by the tachyon field was proposed, where the tachyon is seen as a degree of freedom on the visible three dimensional brane. For this purpose, a specific braneworld scenario is considered, the Randall-Sundrum Type II model, which implies that the dynamics on the brane is described by a modified version of the Einstein equations [16, 17, 18]. In this context, it has been shown that one can have a successful inflationary scenario, where there is sufficient inflation while the energy density remains sub-Planckian.

In this article, we study the implications of WMAP results for the model proposed in Ref. [15].

2. Braneworld Tachyonic Inflation

The effective action of the tachyon field can be written as [19, 20]

$$S_B = \tau_3 \int d^4x \exp(-T) [l_s^2 \partial_\mu T \partial^\mu T + (1 + T)] , \quad (2.1)$$

where the 3D brane tension, τ_3 , is given by

$$\tau_3 = \frac{M_s^4}{(2\pi)^3 g_s} , \quad (2.2)$$

g_s being the string coupling and M_s the string mass scale, given by $M_s = l_s^{-1}$, where l_s is the fundamental string length scale.

Notice that the kinetic term has a nonstandard form due to the factor $\exp(-T)$; it is, however, possible to write this term in canonical form via a field redefinition:

$$\phi = \exp(-T/2) . \quad (2.3)$$

As a consequence, the potential becomes

$$V(\phi) = -\tau_3 \phi^2 \ln(\phi^2/e) . \quad (2.4)$$

Notice that $0 < \phi < 1$; the limit $\phi \rightarrow 0$ ($T \rightarrow \infty$) corresponds to the stable vacuum to which the tachyon condensates.

We consider the potential (2.4), within the 5-dimensional brane scenario, in which a negative cosmological constant in the bulk is required (anti-de Sitter bulk); moreover we will assume that the matter fields are confined to the 3-brane. In this case, the Friedmann equation acquires an extra term, becoming [16, 17, 18]

$$H^2 = \left(\frac{8\pi}{3M_P^2} \right) \rho + \left(\frac{4\pi}{3M_5^3} \right)^2 \rho^2 + \frac{\Lambda}{3} + \frac{\epsilon}{a^4} , \quad (2.5)$$

where Λ is the 4-D effective cosmological constant, which is related to the 5-D cosmological constant and the brane tension, λ , through

$$\Lambda = \frac{4\pi}{M_5^3} \left(\Lambda_5 + \frac{4\pi}{3M_5^3} \lambda^2 \right) . \quad (2.6)$$

The brane tension relates the four and five dimensional Planck masses via

$$M_P = \sqrt{\frac{3}{4\pi}} \frac{M_5^3}{\sqrt{\lambda}} . \quad (2.7)$$

Assuming that the 4-D cosmological constant cancels out via some mechanism, the last term in Eq. (2.5), which represents the influence of bulk gravitons on the brane, rapidly becomes unimportant after inflation sets in. In this case, the Friedmann equation becomes

$$H^2 = \frac{8\pi}{3M_P^2} \rho \left[1 + \frac{\rho}{2\lambda} \right] . \quad (2.8)$$

The new term in ρ^2 is dominant at high energies, but quickly decays at lower energies, and the usual 4-D FRW cosmology is recovered.

Since the scalar field is confined to the brane, its field equation has the standard form

$$\ddot{\phi} + 3H\dot{\phi} + \frac{dV}{d\phi} = 0 . \quad (2.9)$$

We will consider the slow-roll approximation, in which case the inflationary parameters can be written as [21]

$$\epsilon \equiv \frac{M_P^2}{16\pi} \frac{1}{8\tau_3 l_s^2} \left(\frac{V'}{V} \right)^2 \frac{1 + V/\lambda}{(1 + V/2\lambda)^2} , \quad (2.10)$$

$$\eta \equiv \frac{M_P^2}{8\pi} \frac{1}{8\tau_3 l_s^2} \frac{V''}{V} \frac{1}{1 + V/2\lambda} , \quad (2.11)$$

$$\xi \equiv \frac{M_P^4}{(8\pi)^2} \frac{1}{(8\tau_3 l_s^2)^2} \frac{V'V'''}{V^2} \frac{1}{(1 + V/2\lambda)^2} , \quad (2.12)$$

where prime indicates a ϕ -derivative and the extra factor $1/8\tau_3 l_s^2$ appears due to the field redefinition, Eq. (2.3).

The number of e-folds during inflation is given by $N = \int_t^{t_f} H d\bar{t}$, which, in the slow-roll approximation, becomes [21]

$$N(\phi) \simeq -(8\tau_3 l_s^2) \frac{8\pi}{M_P^2} \int_{\phi}^{\phi_f} \frac{V}{V'} \left[1 + \frac{V}{2\lambda} \right] d\bar{\phi} , \quad (2.13)$$

where ϕ_f is the value of ϕ at the end of inflation, which can be obtained from the condition

$$\max\{\epsilon(\phi_f), |\eta(\phi_f)|\} = 1 . \quad (2.14)$$

The amplitudes of scalar and tensor perturbations are given, respectively, by [21]

$$A_s^2 = 8\tau_3 l_s^2 \frac{512\pi}{75M_P^6} \frac{V^3}{V'^2} \left[1 + \frac{V}{2\lambda} \right]^3 \Big|_{k=aH}, \quad (2.15)$$

and

$$A_t^2 = \frac{32}{75M_P^4} V \left[1 + \frac{V}{2\lambda} \right] \Big|_{k=aH}. \quad (2.16)$$

The subscript $k = aH$ means that the amplitudes should be evaluated at Hubble radius crossing. We parametrize the tensor power spectrum amplitude by the tensor/scalar ratio

$$r_s = 4\pi \left(\frac{A_t}{A_s} \right)^2. \quad (2.17)$$

The scale dependence of the scalar perturbations is described by the spectral tilt

$$n_s \equiv \frac{d \ln A_s^2}{d \ln k} = -6\epsilon + 2\eta, \quad (2.18)$$

and the running of the spectral index can be written as

$$\alpha_s = \frac{dn_s}{d \ln k} = 16\epsilon\eta - 18\eta^2 - 2\xi. \quad (2.19)$$

In the following, we shall use the high energy approximation, $V \gg \lambda$, in which case we obtain, for this model

$$M_5^3 < \left(\frac{1}{6\pi^2 g_s} \right)^{1/2} \left(\frac{M_s}{M_P} \right)^2 M_P^3. \quad (2.20)$$

The number of e-folds between the time the scales of interest leave the horizon and the end of inflation is given by

$$N_k \simeq \frac{8\pi}{\beta} \int_{\phi_k}^{\phi_f} \frac{\bar{\phi}^3 \ln^2(\bar{\phi}^2/e)}{1 + \ln(\bar{\phi}^2/e)} d\bar{\phi}, \quad (2.21)$$

where ϕ_k is the value of ϕ at scale k and we define

$$\beta \equiv 24\pi^5 g_s^2 (M_5/M_s)^6. \quad (2.22)$$

We find that the slow-roll parameters are given by

$$\epsilon(\phi_k) \simeq -\frac{2\beta(1 + \ln(\phi_k^2/e))^2}{8\pi\phi_k^4 \ln^3(\phi_k^2/e)}, \quad (2.23)$$

$$\eta(\phi_k) \simeq -\frac{\beta(3 + \ln(\phi_k^2/e))}{8\pi\phi_k^4 \ln^2(\phi_k^2/e)}, \quad (2.24)$$

$$\xi(\phi_k) \simeq \frac{2\beta^2(1 + \ln(\phi_k^2/e))}{(8\pi)^2 \phi_k^8 \ln^4(\phi_k^2/e)}, \quad (2.25)$$

and that the amplitude of scalar perturbations can be written as

$$A_s^2(\phi_k) \simeq \frac{128\pi^4}{75} \frac{g_s \phi_k^{10}}{\beta^3} \frac{\ln^6(\phi_k^2/e)}{(\ln(\phi_k^2/e) + 1)^2} . \quad (2.26)$$

The ratio between the tensor and scalar amplitudes is then

$$r_s(\phi_k) = -\frac{3\beta}{2} \frac{(1 + \ln(\phi_k^2/e))^2}{\phi_k^4 \ln^3(\phi_k^2/e)} . \quad (2.27)$$

3. Model Predictions and Comparison with Observations

We have studied the dependence of the scalar spectral index, its running and the tensor/scalar ratio, on parameters β and $N_* = N_k(k = 0.002 \text{ Mpc}^{-1})$, where $k = 0.002 \text{ Mpc}^{-1}$ is the scale best probed by WMAP observations. We have chosen to vary N_* since, as recently discussed in Refs. [22, 23], there are considerable uncertainties in the determination of this quantity, which depends, for instance, on the mechanism ending inflation and the reheating process. In Ref. [22] it is shown that, for a vast class of slow-roll models, within standard cosmology, one should have $N_* < 67$. In Ref. [23], a plausible upper limit is found, $N_* \lesssim 60$, with the expectation that the actual value will be up to 10 below this. However, the authors stress that there are several ways in which N_* could lie outside that range in either direction. If inflation takes place within the braneworld context, in the high energy regime, the expansion laws corresponding to matter and radiation domination are slower than in standard cosmology, which implies a greater change in aH relative to the change in a , requiring a large value of N_* ; hence, we take N_* up to 100.

In Ref. [5], inflationary slow-roll models were classified according to the curvature of the potential, η . For models with $\eta < 0$ (class A in [5]), at 95% CL, the bounds are

$$0.94 \leq n_s \leq 1.00 , \quad -0.02 \leq \alpha_s \leq 0.02 , \quad r_s \leq 0.14 , \quad (3.1)$$

whereas, for $0 \leq \eta \leq 2\epsilon$ (class B in [5]),

$$0.94 \leq n_s \leq 1.01 , \quad -0.02 \leq \alpha_s \leq 0.02 , \quad r_s \leq 0.35 . \quad (3.2)$$

The model we are studying is basically class A but, for $\phi > 1/e$, it becomes class B.

In Figure 1, we show contours for different values of n_s (dashed), α_s (full) and r_s (dot-dashed) in the (β, N_*) plane. We also show the dividing line (bold dot-dashed) between the regions where the model behaves as class A (upper region) and class B (lower region).

We see that one cannot get values of n_s larger than 1; indeed, it can be shown that $n_s(\phi) < 1 - \beta/2\pi$. It is, however, possible to obtain values as high as 0.97, if we allow N_* to be as large as 70. Moreover, the constraint $n_s \leq 0.94$ implies an upper bound on β ; $\beta < 0.4$.

Regarding the constraints on α_s and r_s , they are clearly satisfied in this model. It is clear, however, that small negative values for the running are preferred (e.g., for $N_* = 55$, we find $|\alpha_s| \sim 10^{-3} - 10^{-4}$).

We find that, for the parameter range of Figure 1, the total number of e-folds, N_{tot} , is always larger than 70, the minimum required to solve the flatness/horizon problems.

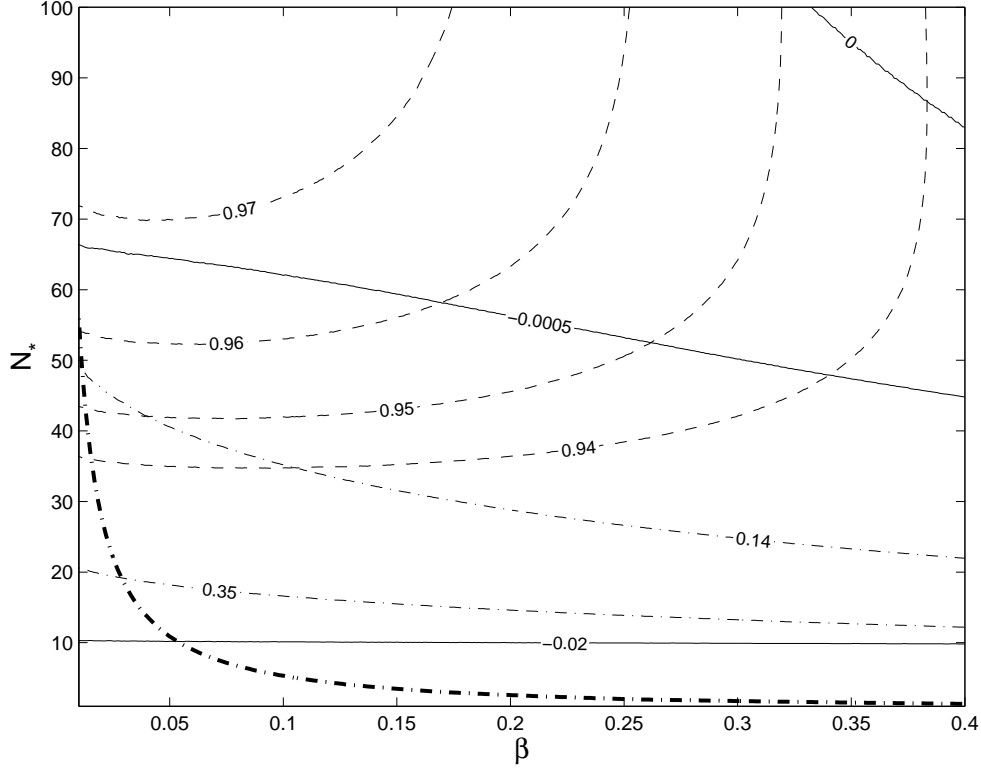


Figure 1: Contour plots of n_s (dashed), α_s (full) and r_s (dot-dashed) in the (β, N_*) plane. The bold dot-dashed curve separates the region where the model behaves as class A ($\eta < 0$, upper region) from the region where it behaves as class B ($0 \leq \eta < 2\epsilon$, lower region).

Notice that N_{tot} increases as β decreases and we get e.g. $N_{tot}(\beta = 0.4) \sim 194$ (we have assumed that ϕ starts rolling very near the top of the potential, $\phi_i = 0.999$).

Using the COBE normalization, $A_s(\phi_*) \simeq 2 \times 10^{-5}$, in Eq. (2.26), we get g_s in the range

$$g_s \sim 10^{-16} - 10^{-11} , \quad (3.3)$$

see Figure 2. On the other hand, using Eqs. (2.20) and (2.22), we obtain (upper) bounds on M_5 and M_s

$$M_5 \lesssim 10^{-2} M_P , \quad M_s \lesssim 10^{-7} M_P - 10^{-4} M_P . \quad (3.4)$$

Contours for different values of M_5 are shown in Figure 2. Eq. (2.2) then leads to the τ_3 contours also shown in Figure 2; we get

$$\tau_3 \lesssim 10^{-13} M_P^4 - 10^{-7} M_P^4 . \quad (3.5)$$

Hence, we conclude that the string is weakly coupled and that the string energy density remains sufficiently below the Planck scale thereby justifying the use of the low energy 4-D gravity theory.

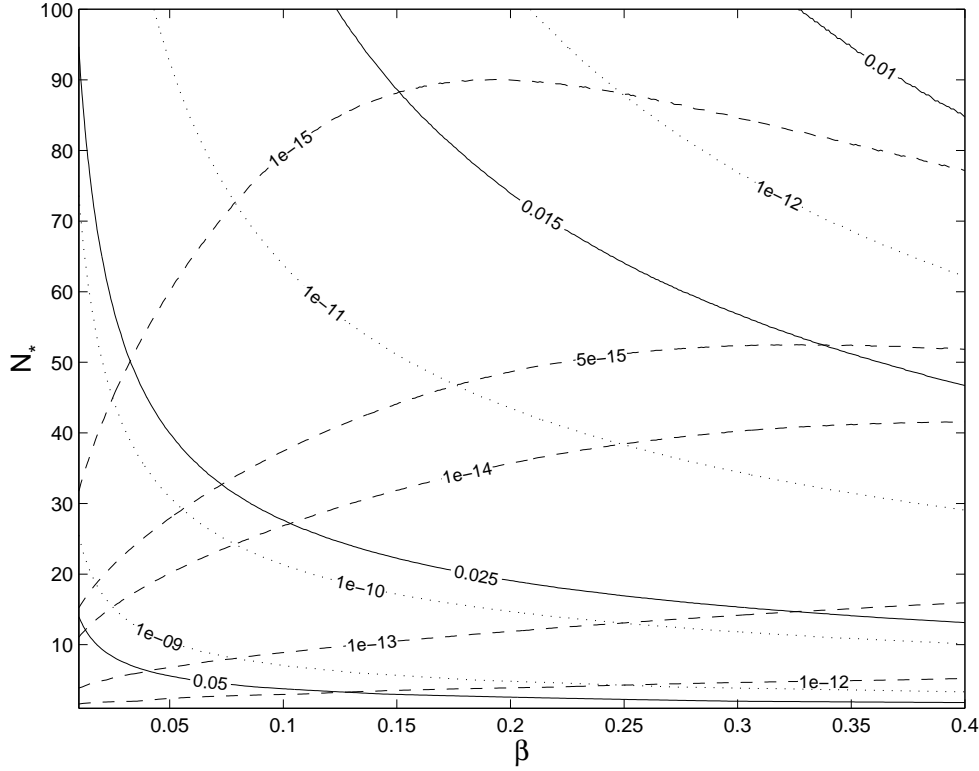


Figure 2: Contour plots of g_s (dashed) and upper bounds on M_5 , in Planck units (full), and τ_3 , in units M_P^4 (dotted), in the (β, N_*) plane.

We have also studied the dependence of the amplitude of the scalar perturbations on the comoving scale, k , in order to infer the behavior of the primordial power spectrum. The number of e-folds during inflation, N_k , is related to k by

$$e^{N_k} = \frac{k_e}{k}, \quad (3.6)$$

where k_e is the value of k at the end of inflation and we have assumed, for simplicity, that H is approximately constant during inflation; inserting this relation into Eq. (2.26), we obtain the amplitude of scalar perturbations as a function of k . The result is shown in Figure 3, where we have used the COBE normalization. We conclude that the power spectrum is not suppressed at lower multipoles, as observed by COBE and confirmed by WMAP.

From Eq. (3.6) it is also possible to analyse the behavior of n_s with k , with the conclusion that n_s decreases with k ; however, as stressed before, it is always smaller than unity and therefore it is not possible to have $n_s > 1$ on large scales and $n_s < 1$ on small scales, as favored by WMAP data.

4. Conclusions

We have analysed the implications of WMAP results for the tachyonic inflation in the

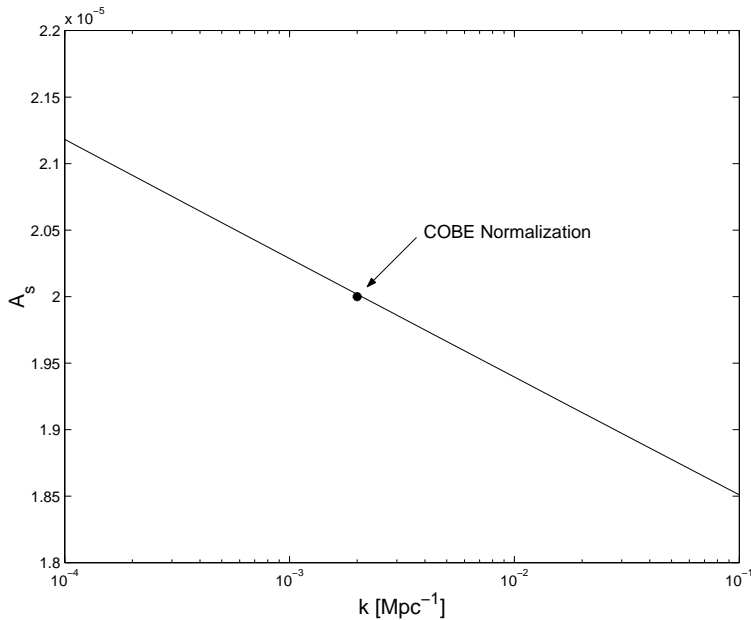


Figure 3: The amplitude of scalar as a function of the comoving scale k . The curve is COBE normalized.

context of braneworld cosmology. We find that the main constraints come from WMAP's lower bound on n_s . It implies that β has to be small, $\beta < 0.4$. It also requires that N_* should be larger than about 35. However, if we take into account the bounds on r_s , we see that, for low values of β , $N_* > 50$ is needed.

The α_s bound does not constrain the parameter space since small negative (near zero) values are still allowed by WMAP data. Notice, however, that more negative values for the running are obtained for small N_* .

We have also analysed the possibility that the spectral index runs from red on small scales to blue on large scales and conclude that, although n_s decreases with k , it is not possible to obtain $n_s \geq 1$.

We have checked that, for $\beta < 0.4$, $N_* < 100$, the string remains weakly coupled, $g_s \sim 10^{-16} - 10^{-11}$ and the string energy density remains sufficiently below the Planck scale, $\tau_3 \lesssim 10^{-13} M_P^4 - 10^{-7} M_P^4$, so that the use of the low energy 4-D gravity theory is vindicated. We have also obtained upper bounds on the five dimensional Planck mass, $M_5 \lesssim 10^{-2} M_P$.

Finally, we have studied the possibility of obtaining suppression of the spectrum at large angular scales, with the conclusion that this is not possible for this model.

Acknowledgments

M.C.B. acknowledges the partial support of Fundação para a Ciência e a Tecnologia (FCT) under the grant POCTI/1999/FIS/36285. The work of A.A. Sen is fully financed by the same grant. N.M.C. Santos is supported by FCT grant SFRH/BD/4797/2001.

References

- [1] A. H. Guth, Phys. Rev. D **23** (1981) 347.
- [2] C. L. Bennett *et al.*, arXiv:astro-ph/0302207.
- [3] G. Hinshaw *et al.*, arXiv:astro-ph/0302217.
- [4] D. N. Spergel *et al.*, arXiv:astro-ph/0302209.
- [5] H. V. Peiris *et al.*, arXiv:astro-ph/0302225.
- [6] U. Seljak, P. McDonald and A. Makarov, arXiv:astro-ph/0302571.
- [7] P. Mukherjee and Y. Wang, arXiv:astro-ph/0303211.
- [8] V. Barger, H. S. Lee and D. Marfatia, Phys. Lett. B **565** (2003) 33 [arXiv:hep-ph/0302150].
- [9] S. L. Bridle, A. M. Lewis, J. Weller and G. Efstathiou, arXiv:astro-ph/0302306.
- [10] C. R. Contaldi, M. Peloso, L. Kofman and A. Linde, arXiv:astro-ph/0303636.
- [11] J. M. Cline, P. Crotty and J. Lesgourgues, arXiv:astro-ph/0304558.
- [12] A. Sen, JHEP **0204** (2002) 048 [arXiv:hep-th/0203211]; A. Sen, JHEP **0207** (2002) 065 [arXiv:hep-th/0203265]; A. Sen, Mod. Phys. Lett. A **17** (2002) 1797 [arXiv:hep-th/0204143]; A. Sen, JHEP **0210** (2002) 003 [arXiv:hep-th/0207105]; A. Sen, arXiv:hep-th/0209122.
- [13] G. N. Felder, A. V. Frolov, L. Kofman and A. V. Linde, Phys. Rev. D **66** (2002) 023507 [arXiv:hep-th/0202017]; G. W. Gibbons, Phys. Lett. B **537** (2002) 1 [arXiv:hep-th/0204008]; M. Fairbairn and M. H. Tytgat, Phys. Lett. B **546** (2002) 1 [arXiv:hep-th/0204070]; A. Feinstein, Phys. Rev. D **66** (2002) 063511 [arXiv:hep-th/0204140]; T. Padmanabhan, Phys. Rev. D **66** (2002) 021301 [arXiv:hep-th/0204150]; A. V. Frolov, L. Kofman and A. A. Starobinsky, Phys. Lett. B **545** (2002) 8 [arXiv:hep-th/0204187]; D. Choudhury, D. Ghoshal, D. P. Jatkar and S. Panda, Phys. Lett. B **544** (2002) 231 [arXiv:hep-th/0204204]; G. Shiu and I. Wasserman, Phys. Lett. B **541** (2002) 6 [arXiv:hep-th/0205003]; M. Sami, Mod. Phys. Lett. A **18** (2003) 691 [arXiv:hep-th/0205146]; M. Sami, P. Chingangbam and T. Qureshi, Phys. Rev. D **66** (2002) 043530 [arXiv:hep-th/0205179]; Y. S. Piao, R. G. Cai, X. m. Zhang and Y. Z. Zhang, Phys. Rev. D **66** (2002) 121301 [arXiv:hep-ph/0207143]; Y. S. Piao, Q. G. Huang, X. m. Zhang and Y. Z. Zhang, arXiv:hep-ph/0212219; M. Sami, P. Chingangbam and T. Qureshi, arXiv:hep-th/0301140; Z. K. Guo, Y. S. Piao, R. G. Cai and Y. Z. Zhang, arXiv:hep-ph/0304236.
- [14] L. Kofman and A. Linde, JHEP **0207** (2002) 004 [arXiv:hep-th/0205121].
- [15] M. C. Bento, O. Bertolami and A. A. Sen, Phys. Rev. D **67** (2003) 063511 [arXiv:hep-th/0208124].
- [16] T. Shiromizu, K. i. Maeda and M. Sasaki, Phys. Rev. D **62** (2000) 024012 [arXiv:gr-qc/9910076].
- [17] P. Binetruy, C. Deffayet, U. Ellwanger and D. Langlois, Phys. Lett. B **477** (2000) 285 [arXiv:hep-th/9910219].
- [18] E. E. Flanagan, S. H. Tye and I. Wasserman, Phys. Rev. D **62** (2000) 044039 [arXiv:hep-ph/9910498].
- [19] A. A. Gerasimov and S. L. Shatashvili, JHEP **0010** (2000) 034 [arXiv:hep-th/0009103].

- [20] D. Kutasov, M. Marino and G. W. Moore, JHEP **0010** (2000) 045 [arXiv:hep-th/0009148].
- [21] R. Maartens, D. Wands, B. A. Bassett and I. Heard, Phys. Rev. D **62** (2000) 041301 [arXiv:hep-ph/9912464].
- [22] S. Dodelson and L. Hui, arXiv:astro-ph/0305113.
- [23] A. R. Liddle and S. M. Leach, arXiv:astro-ph/0305263.