

The effects of inclination, gravity darkening and differential rotation on absorption profiles of fast rotators

A. Reiners¹

Hamburger Sternwarte, Universität Hamburg, Gojenbergsweg 112, 21029 Hamburg, Germany
e-mail: areiners@hs.uni-hamburg.de

accepted by A&A

Abstract. Mechanisms influencing absorption line profiles of fast rotating stars can be sorted into two groups; (i) intrinsic variations sensitive to temperature and pressure, and (ii) global effects common to all spectral lines. I present a detailed study on the latter effects focusing on gravity darkening and inclination for various rotational velocities and spectral types. It is shown that the line shapes of rapidly and rigidly rotating stars mainly depend on the equatorial velocity v_e , not on the projected rotational velocity $v \sin i$ which determines the lines width. The influence of gravity darkening and spectral type on the line profiles is shown. The results demonstrate the possibility of determining the inclination angle i of single fast rotators, and they show that constraints on gravity darkening can be drawn for stellar samples. While significant line profile deformation occurs in stars rotating as fast as $v_e \gtrsim 200 \text{ km s}^{-1}$, for slower rotators profile distortions are marginal. In these cases spectral signatures induced by, e.g., differential rotation are not affected by gravity darkening and the methods applicable to slow rotators can be applied to these faster rotators, too

1. Introduction

The information contained in line profiles of rotating stars has been studied since the recognition of spectral Doppler broadening itself. The multitude of different mechanisms influencing line profiles presents a confusing picture for the possibility of determining them. Approximations exist for rotational line broadening, (linear) limb darkening, differential rotation, turbulence, rotational flattening and gravity darkening, etc.. While distinguishing these interacting mechanisms is a delicate issue, in the case of slow rotators ($v \sin i < 50 \text{ km s}^{-1}$) rotational flattening and gravity darkening can be neglected. Utilizing the Fourier transform technique Gray (1973, 1976) also showed that turbulent velocities to some extent can be distinguished from rotation.

In fast rotators the situation becomes more complex, since centrifugal forces distort the spherical shape of the stellar surface and the line profiles depend on the inclination the star is observed under. Beyond the additional degree of freedom this would not be a major problem if temperature (and pressure) were not connected to gravity. With different regions on the stellar surface having significantly different temperatures and gas pressures, line profiles no longer can be approximated by convolution between a single intrinsic line profile and the rotational broadening function. For this reason, the ef-

fects of fast rotation on line profiles often were studied for specific absorption lines (e.g., Stoeckley 1968; Hardorp & Strittmatter 1968); Collins & Truax (1995) come to the conclusion that the detection of secondary effects like limb darkening and differential rotation is improbable in line profiles of fast rotators.

Under what circumstances the approximation of various broadening mechanisms by convolutions breaks down, depends only on the sensitivity of the spectral line on temperature and gas pressure. Spectral quality in terms of signal-to-noise as well as in wavelength coverage has improved and makes possible analyses of weak absorption features. Observers are not restricted to the extremely temperature and pressure sensitive lines of the lightest elements H and He. Fast rotation is the rule in stars of spectral types as late as F5, and in the spectra of fast rotating A- and F-stars a large number of heavy ion lines exist where the approximation of rotational broadening by a convolution becomes valid again. Especially the deconvolution of an “overall” broadening function inherent in all lines by using the methods of Least Squares Deconvolution (LSD, e.g., Cameron 2000) can provide reliable broadening profiles independent of line specific intrinsic mechanisms.

In this paper the effects of fast rotation are examined in detail focusing on geometric distortions and gravity darkening on stars observed under different inclination angles. These effects underly all spectral lines independent of their intrinsic shape and temperature or pressure dependencies.

Send offprint requests to: A. Reiners

The modelled spectra assume no intrinsic temperature or pressure dependence; whether this can be applied to specific spectral lines or groups of lines has to be checked individually.

In Reiners & Schmitt (2002a) the possibility of detecting differential rotation in line profiles was demonstrated. This paper also answers the question of whether the technique used there is applicable to fast rotators. It shows what can be learned about gravity darkening and inclination angle from the shape of stellar absorption line profiles.

2. Absorption profiles of fast rotators

2.1. Line-independent broadening

Absorption line profiles observed in fast rotating stars are affected by three mechanisms inherent in all lines: (a) the projected geometry of the star, (b) the flux distribution due to temperature variations (known as gravity darkening) on the rotating stellar surface, and (c) the rotation law. These three line-independent mechanisms will be discussed in the following.

Case (a) is well understood, fast rotation diminishes the gravitational potential at the equator and alters the star’s sphericity. As a consequence, lines of constant projected rotational velocities no longer lie on chords but are bent (cp., e.g., Collins & Truax 1995). Although an analytical description of the surface velocity distribution is not then available, calculation by integrating over the stellar surface is unproblematic.

(b) Since the presence of gravity darkening was initially described by von Zeipel (1924), many publications were written on the correct gravity dependence of surface temperature. In general, gravity darkening is described in terms of a parameter β used in the equation

$$T_{\text{eff}} \propto g^\beta. \quad (1)$$

The “classical” value of $\beta = 0.25$ found by von Zeipel (1924) is valid only for conservative rotation laws in stars without convective envelopes. A value of $\beta = 0.08$ is derived for stars with convective envelopes (Lucy 1967). Tuominen (1972) approximates a value of $\beta \approx 0.15$ for differentially rotating stars, and for magnetic stars without convection zones, Smith (1975) reports a slightly different value of $\beta = 0.275$. The most comprehensive calculations were carried out by Claret (1998), who provides tables of stellar parameters including β for a series of stars at various evolutionary stages. The calculations are in general agreement with the cited works; stars of spectral types later than $\sim A2$ harboring convective envelopes have a value of $\beta \approx 0.08$, for earlier-type stars, $\beta = 0.25$ seems a good choice. These calculations are also consistent with measurements of β in eclipsing binaries carried out by Rafert & Twigg (1980), although a large scatter appears in the data (cp. Fig. 7 in Claret 1998).

(c) Stellar rotation laws are poorly known. Our picture comes from observations of the Sun, where the angular velocity can be approximated as

$$\Omega(l) = \Omega_{\text{Equator}}(1 - \alpha \sin^2 l), \quad (2)$$

with l being the latitude and $\alpha_{\odot} \approx 0.2$, i.e., the Equator rotating 20% faster than the Pole as derived from Sun spots. Differential rotation in stars other than the Sun was claimed for ten relatively slowly rotating F-type stars with values of $v \sin i < 50 \text{ km s}^{-1}$ in Reiners & Schmitt (2003) adopting Eq. 2 as the rotation law in analogy to the solar case. Assuming reasonable values of inclination angles i , the small projected rotational velocities of the stars in that sample give no reason to expect effects due to distortions of the gravitational potential, and differential rotation is thought to be the cause of the determined profile signatures. It is an open question, to what extent differential rotation can be detected in faster rotators, where deformation and gravity darkening become important.

2.2. Profile shape characteristics

Stellar line profiles are subject to a number of different mechanisms affecting their shape. Besides the mentioned effects of gravity darkening and rotation law, limb darkening, additional (turbulent) velocity fields and stellar surface structure like spots can significantly contribute to the line profiles’ shape. Utilizing the Fourier transform turns out to be of great advantage in disentangling the different effects. When approximating line broadening by convolutions, their interaction can be studied most easily using Fourier transforms, since the computationally complicated convolutions become multiplications in Fourier domain (cf, e.g., Gray 1976).

Reiners & Schmitt (2002a) utilized the zeros of the Fourier transformed line profiles to search for the subtle effects of differential rotation. They showed that the ratio of the first two zeros q_1 and q_2 is a direct indicator for solar-like – i.e., Equator faster than Pole – differential rotation ($\alpha > 0$ in Eq. 2). The value of the ratio q_2/q_1 is extremely sensitive to the profile’s shape, and is unaffected by the “standard” turbulent velocity fields like micro- and macroturbulence even for rotational velocities as low as 10 km s^{-1} . Using a linear limb darkening law with a parameter ϵ , in a rigidly rotating star the value of q_2/q_1 can be approximated as

$$\frac{q_2}{q_1} = 1.831 - 0.108\epsilon - 0.022\epsilon^2 + 0.009\epsilon^3 + 0.009\epsilon^4 \quad (3)$$

(Dravins et al. 1990). Thus for a rigid rotator the value of q_2/q_1 is always between 1.72 and 1.83 regardless of the limb darkening. Differential rotation significantly diminishes this ratio (cf Reiners & Schmitt 2002a), while polar spots lead to an increase (Reiners & Schmitt 2002b).

Since the ratio q_2/q_1 turns out to be an easily accessible parameter characteristic for the line’s shape, I continue to use it for studying the influence of gravity darkening in rapidly rotating stars. For a more detailed discussion of

the correlations between differential rotation α , the inclination angle i and q_2/q_1 see Reiners & Schmitt (2002a, 2003).

3. Model

The approach of this paper is to study the effects of fast rotation universal for all absorption lines. Line specific dependencies on gas pressure, ionization stages, etc. are not taken into account. This approach is especially suited for studies incorporating different lines of similar (preferably heavy) ions, e.g., with LSD methods. For heavy ions pressure broadening is not expected to play a major role compared to the dominant rotational broadening. For light elements like H and He, this is not true and great care has to be taken when applying the methods to them. Although the Lorentzian profiles induced by pressure broadening should not add additional zeros to the line profile Fourier transforms (cp. Heinzel 1978), errors from approximating line broadening effects by convolutions may become significant in these cases.

The calculations were done using a modified version of the package developed and described by Townsend (1997). Surface integration is carried out over 25 500 visible surface elements scaling the flux with temperature according to a Planck law. A Gaussian profile was used as the input function, since the large rotational velocities make the shape of the input function unimportant. For all cases the same input function was used regardless of gravity and temperature. To measure the zeros in Fourier transformed line profiles the accuracy must be higher for the faster rotators; 32 768 points were used in the transform algorithm for values of $v \sin i \leq 100 \text{ km s}^{-1}$, 65 536 points for values of $v \sin i$ between 100 and 200 km s^{-1} , and 131 072 points for $v \sin i > 200 \text{ km s}^{-1}$. Thus the sampling error in q_2/q_1 does not exceed a value of 0.01 for all calculations.

Broadening profiles are calculated and the values of q_2/q_1 determined for four stellar models with polar effective temperature $T_{\text{eff}}^{\text{Pole}}$ and mass given in columns two and three in Tab. 1. A grid is computed in three values of β (0.0, 0.08 and 0.25), five values of inclination angle i (10° , 30° , 50° , 70° and 90°), and values of $v \sin i$ between 50 and 300 km s^{-1} in steps of 25 km s^{-1} with the equatorial velocity $v_e < 350 \text{ km s}^{-1}$. Altogether more than 450 models are computed. The dependence of the ratio q_2/q_1 on different parameter choices is analyzed and studied in the following.

4. Line shape variations

4.1. Monotonic dependence on rotational velocity v_e

To show the dependence of q_2/q_1 on v_e , in Fig. 1 q_2/q_1 is plotted vs. v_e for the F0 model with a gravity darkening parameter of $\beta = 0.08$. The region in q_2/q_1 typical for a spherical surface and a linear limb darkening law with $0.0 < \epsilon < 1.0$ is indicated with dotted lines (cp. Eq. 3). Values for stars seen under various inclination an-

Table 1. Parameters of the calculated models, a and b are parameters used in Eq. 4 with values of gravity darkening β according to Claret (1998). Note that for all models profiles with $\beta = 0.0, 0.08$ and 0.25 were analyzed

Model	$T_{\text{eff}}^{\text{Pole}}$	M/M_\odot	β	a	b
B0	30 000	17.5	0.25	.740E-4	-.345E-6
A0	10 000	2.4	0.25	.190E-3	-.136E-5
F0	7 000	1.6	0.08	.172E-3	-.993E-6
G0	5 700	1.0	0.08	.184E-3	-.116E-5

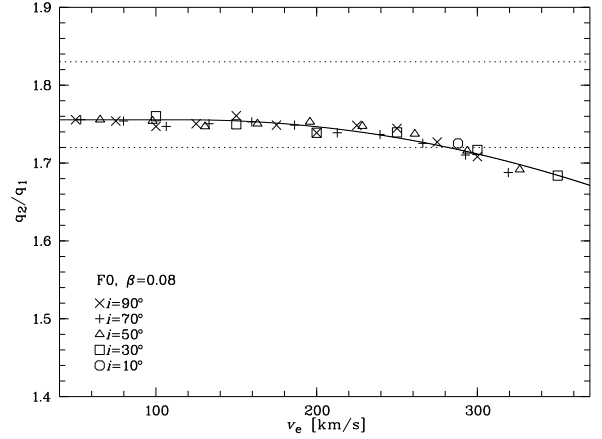


Fig. 1. Derived values of q_2/q_1 for a rigidly rotating F0-type star with $\beta = 0.08$. Different symbols indicate inclination angles as indicated in the figure. The value of q_2/q_1 is determined by v_e independently of the values of i and $v \sin i$. The slope is well approximated by the second order polynomial shown as a solid line.

gles are distinguished by different symbols, all values are in good agreement with the marked polynomial indicating a smooth decline of q_2/q_1 for stars rotating faster than $v_e \approx 150 \text{ km s}^{-1}$.

The parameter determining the value of q_2/q_1 in a given stellar model obviously is v_e , independent of the inclination angle (and thus $v \sin i$). This means, that under the assumption of rigid rotation, and with assumed values of β , in fast rotators one can in principle obtain the value of v_e from the value of q_2/q_1 , and thus, with the known value of $v \sin i$, the inclination angle i . I will return to this point in Sect. 4.3.

4.2. Gravity darkening and spectral class

In the four panels of Fig. 2 the derived values of q_2/q_1 are plotted vs. v_e for the models of spectral types B0, A0, F0 and G0 as specified in Tab. 1. In each panel calculations for three different values of β are shown, the different choices of β (0.0, 0.08 and 0.25) are plotted using different symbols. The slope of q_2/q_1 is well described by a second order polynomial for all cases. The ratio q_2/q_1 is diminished in rapid rotators with larger deviations from the standard

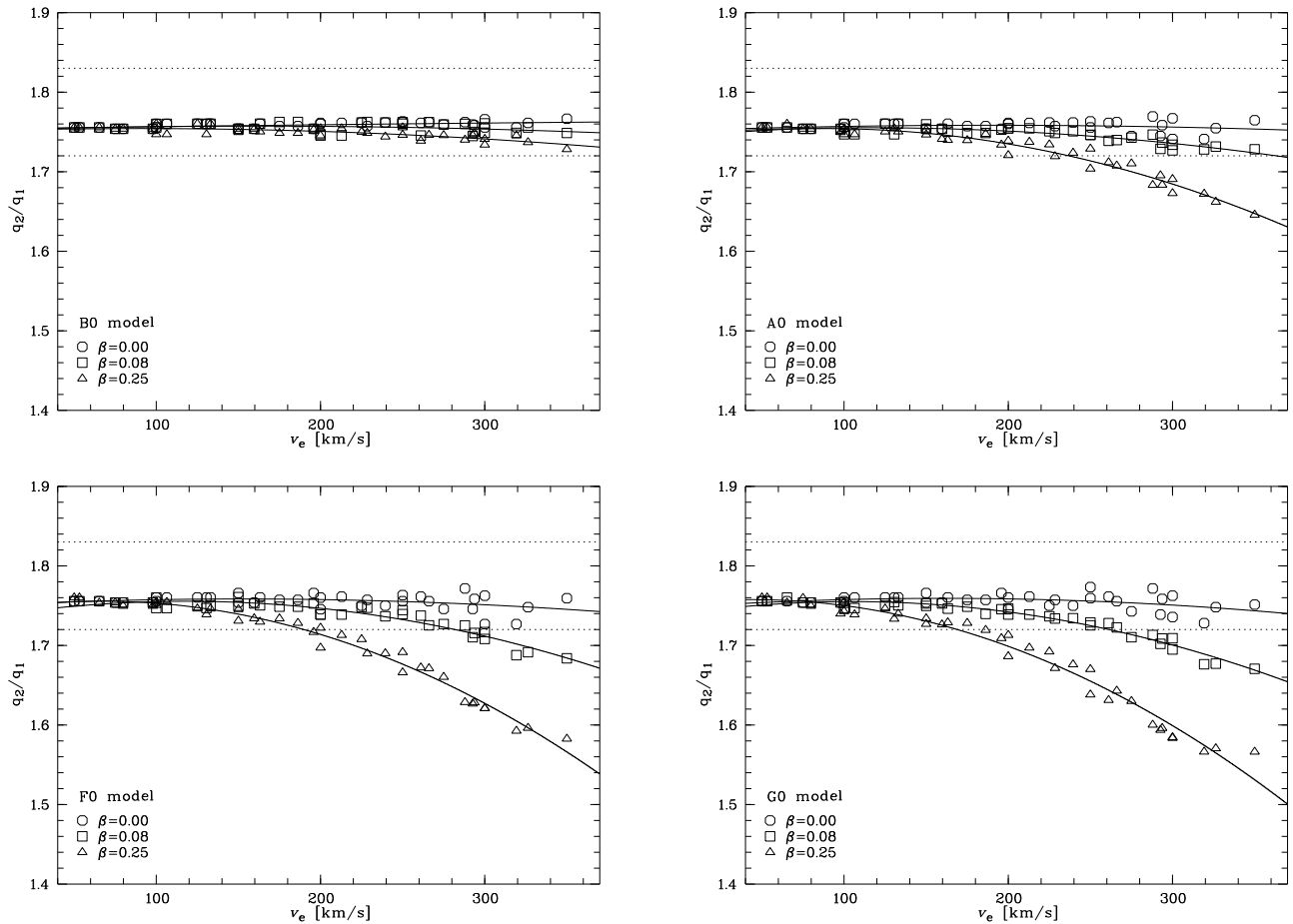


Fig. 2. Derived values of q_2/q_1 vs. equatorial velocity v_e for four different stellar models (B0, A0, F0 and G0). For each model different values of the gravity darkening parameter β (0.0, 0.08 and 0.25) are indicated using different symbols. The dependence of q_2/q_1 on v_e differs for the different cases but is monotonic in β and v_e .

value of $q_2/q_1 = 1.75$ the larger the value of β . In the A0, F0 and G0 models, q_2/q_1 becomes less than 1.72 for very fast rotators depending on the value of β , i.e., deviations from standard line profiles are significant and in principle observable in these stars.

The behavior of q_2/q_1 with different values of the gravity darkening parameter β can be studied in the four panels of Fig. 2. In the B0 model no value of $q_2/q_1 < 1.72$ appears, but the influence of β on the ratio q_2/q_1 grows with later spectral type. In all cases q_2/q_1 depends monotonically on the rotational velocity v_e with diminished q_2/q_1 for larger rotational velocities. The result that the line profiles depend more strongly on the value of v_e for stars of later spectral types, reflects the fact that the relative temperature contrast $\Delta T/T$ on the stellar surface is larger for cooler stars, since ΔT is comparable for similar values of v_e . Furthermore, for all models no significant variation of q_2/q_1 appears for $\beta = 0$, i.e., without gravity darkening the geometrical deformation does not suffice to significantly change the shape of the line profiles.

In a larger sample of stars of similar spectral types these results could make it feasible to determine the value of gravity darkening in terms of the parameter β when

plotting q_2/q_1 vs. $v \sin i$. While for many stars in such a plot the values should fall below an upper envelope expected from the q_2/q_1 - v_e relation (the real values of v_e are larger than the measured values of $v \sin i$), a clear threshold should mark the upper envelope indicating the correct value of β . Using a larger sample of fast rotators of similar spectral types the ratio q_2/q_1 could thus be used to determine the values of β from measurements of single stars.

4.3. Determination of i

The ratio q_2/q_1 depends monotonically on equatorial velocity v_e and is independent of the inclination angle i . Assuming a value of β for a fast rotator of known spectral class, the equatorial velocity v_e can thus be determined from a measurement of q_2/q_1 . The functions $q_2/q_1(v_e)$ shown in Fig. 2 are approximated by the second order polynomial

$$q_2/q_1 = 1.75 + av_e + bv_e^2. \quad (4)$$

The parameters a and b for the four models using the most probable values of the parameter β according to Claret

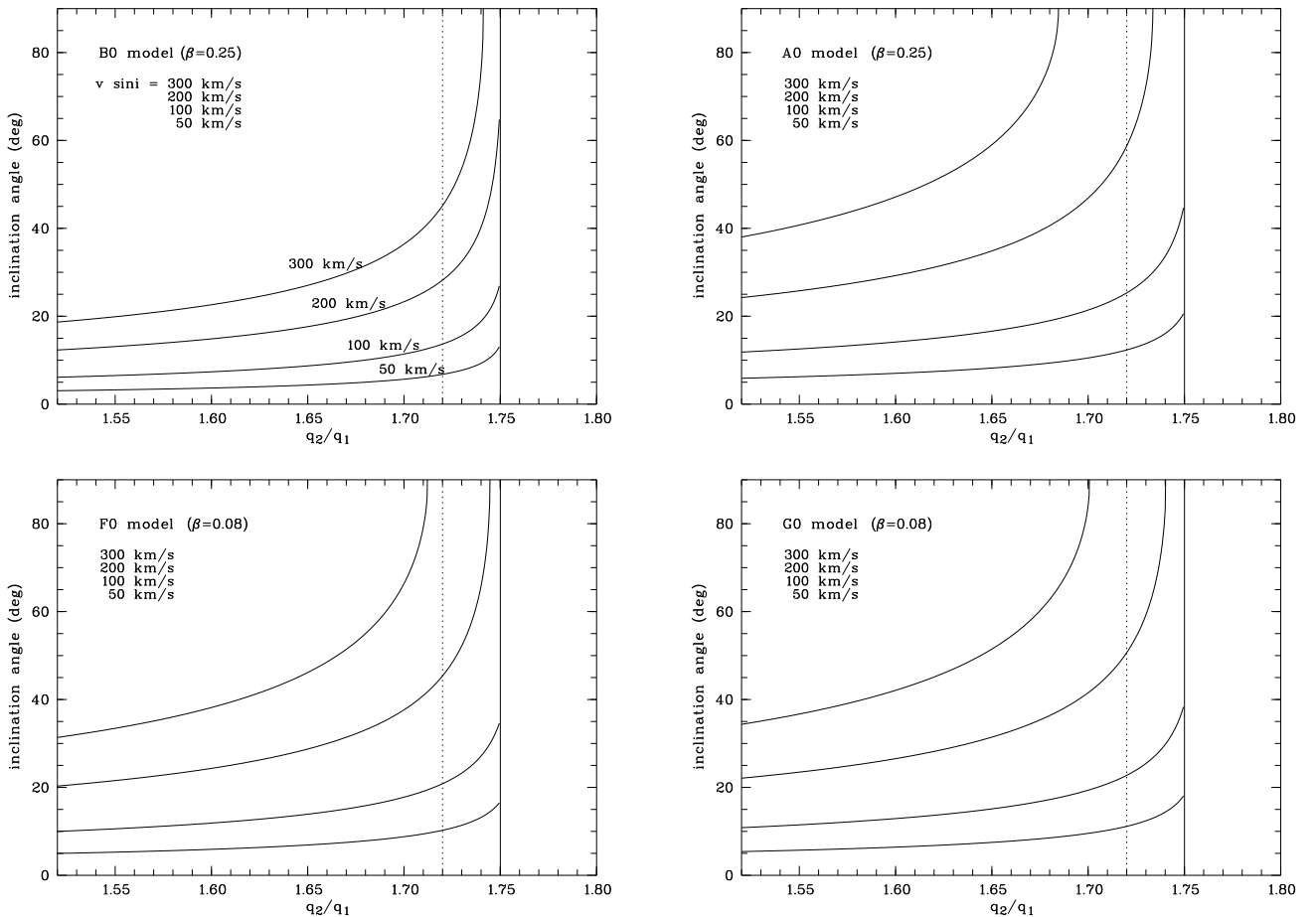


Fig. 3. Stars with measured values of $v \sin i$ and q_2/q_1 are seen under an inclination angle i . In the four panels (B0, A0, F0 and G0-type stars) the approximated dependence of i on the ratio q_2/q_1 is shown for values of $v \sin i = 50, 100, 200$ and 300 km s^{-1} (solid lines, top to bottom as indicated in the upper left panel). The dashed line marks the lowest ratio of q_2/q_1 consistent with slow rotation and extreme limb darkening, no values of $q_2/q_1 > 1.75$ are expected.

(1998) are given in Tab. 1. With Eq. 4 it is possible to derive the inclination angle i from a standard measurement of $v \sin i$ and the value of q_2/q_1 .

In each panel of Fig. 3 the values of i are plotted vs. the ratio q_2/q_1 for four different values of $v \sin i$. As in Fig. 2 each panel represents a stellar model from Tab. 1. Functions for values of $v \sin i = 50, 100, 200$ and 300 km s^{-1} are plotted as examples; for calculating intermediate values of $v \sin i$, Eq. 4 can be used with values of a and b as given in columns five and six of Tab. 1. For example, a value of $q_2/q_1 = 1.70$ measured in a profile of an A0-type star with $v \sin i = 100 \text{ km s}^{-1}$ can indicate that a rigidly rotating star is observed under an inclination of $i = 20^\circ$ and thus $v_e \approx 290 \text{ km s}^{-1}$.

4.4. Differential rotation in fast rotators

Solar-like differential rotation with the Equator faster than the Pole diminishes the value of q_2/q_1 as shown in Reiners & Schmitt (2002a); a measurement yielding $q_2/q_1 < 1.72$ can be due to a solar-like rotation law with the Equator faster than the Pole. Whether very fast rota-

tors are subject to strong differential rotation will not be discussed here. In Fig. 2 q_2/q_1 appears to be larger than 1.72 for all stars with $v_e < 200 \text{ km s}^{-1}$ and values of gravity darkening according to Claret (1998) (cp. Tab. 1). This means that a measurement of differential rotation by determining the ratio q_2/q_1 is not affected by gravity darkening if $v_e \lesssim 200 \text{ km s}^{-1}$. Interpreting gravity darkening as the reason for a measured value of $q_2/q_1 < 1.72$, the rotational velocity ($v_e > 200 \text{ km s}^{-1}$) and inclination angle of the star can be determined. Consistency of v_e with breakup velocity can be checked. For $v_e < v_{\text{crit}}$, differential rotation and very fast rotation remain indistinguishable without further information. An example is given in Sect. 6.

5. Real and measured values of $v \sin i$

To what accuracy a measurement of $v \sin i$ is possible was discussed in a number of publications (e.g., Stoeckley 1968; Collins & Truax 1995). It is known that measured values of $v \sin i$ underestimate the real values especially for very fast rotators regardless of the data quality. To what

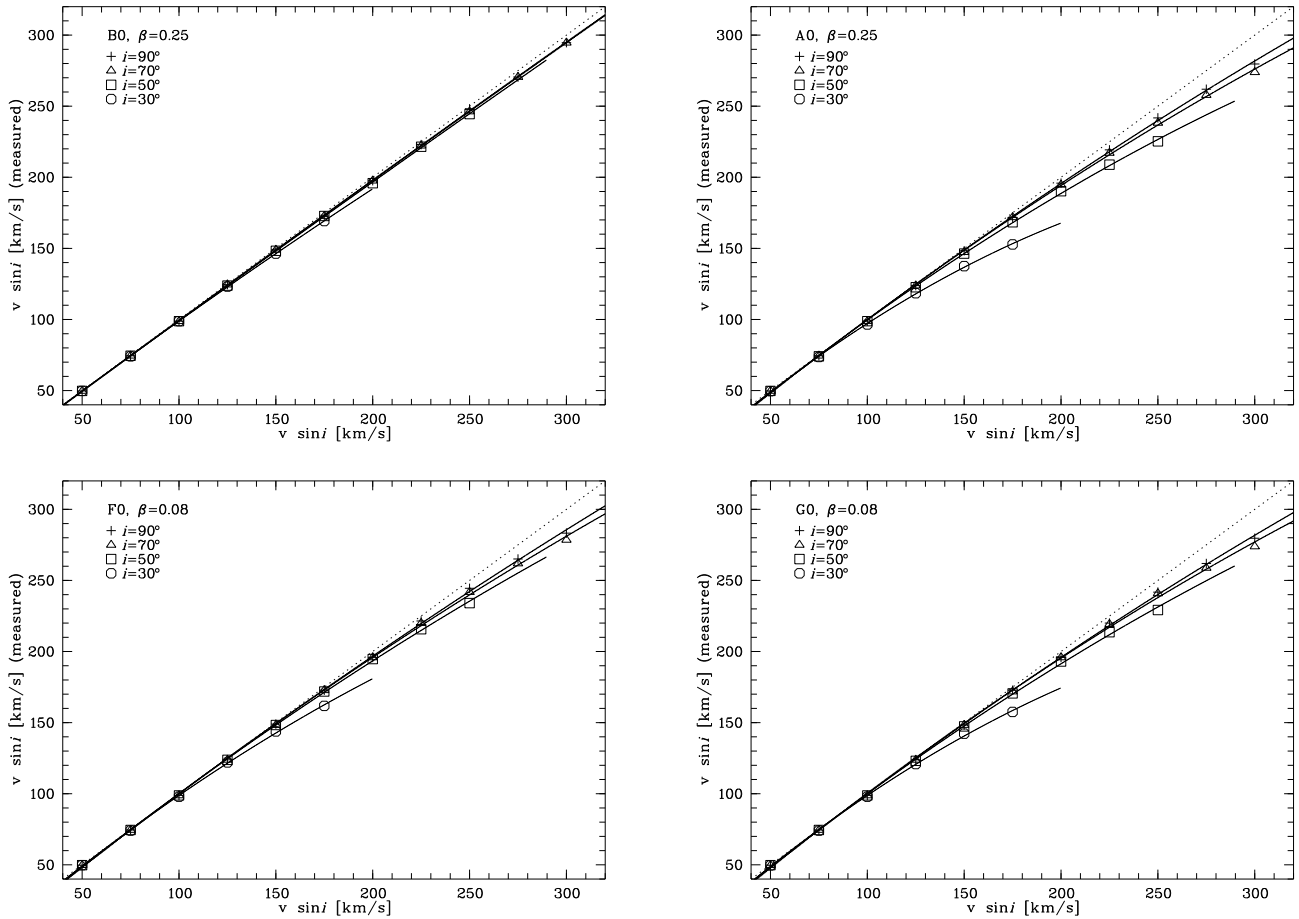


Fig. 4. Values of $v \sin i$ as measured from the first zero of the Fourier transformed broadening profiles plotted vs. the real values given as input to the models. The four panels show cases of B0, A0, F0 and G0-type stars, the value of the gravity darkening parameters β are chosen according to Claret (1998). In each panel series for four different inclination angles ($i = 90^\circ, 70^\circ, 50^\circ$ and 30°) are differentiated, the respective values are connected by solid lines. Dotted lines mark the identity between real and measured values.

extent a measured value is too low, depends on the gravity darkening law and on the stellar inclination. In the four panels of Fig. 4 the differences between real and measured values for the B0, A0, F0 and G0-type stars are shown using the most probable values of gravity darkening as done above. The measured values of $v \sin i$ have been derived using the first zeros of the Fourier transform. Values for different inclination angles are differentiated and shown with different symbols, those derived for identical values of i are connected by solid lines. Dashed lines mark the identity of real and measured values. As expected, the measured values of $v \sin i$ may underestimate the real ones but will never indicate too high a projected rotational velocity. This reflects the fact that the (equatorial) surface regions with the largest projected rotational velocities become cooler due to gravity darkening, and thus less flux is observed from them.

The extent, to which a measured value of $v \sin i$ is systematically underestimated, depends strongly and in a well-defined manner on the inclination angle. For constant inclination angles, the measured value of $v \sin i$

is a smooth function of the real one (cp. to Fig. 6 in Collins & Truax 1995). Underestimation of $v \sin i$ is stronger for smaller inclination angles in all models. The deviation naturally is higher for large values of $v \sin i$ (and thus also of v_e). Thus, measured values of $v \sin i$ in very rapid rotators can be corrected by determining the ratio q_2/q_1 and calculating the inclination angle i as shown in Sect. 4.3.

It should be noted that – in contrast to Fig. 12 in Collins & Truax (1995) – inclination has a strong effect on the zeros of Fourier transformed line profiles of rapid rotators; the case shown there only holds for zero projected rotational velocity.

6. Example: Differential or fast rotation?

As an observational example the ten stars for which differential rotation was claimed in Reiners & Schmitt (2003) are given in Tab. 2 with their determined values of $v \sin i$ and q_2/q_1 . According to the present calculations, these values of $q_2/q_1 < 1.72$ could also be interpreted as fast ro-

Table 2. Stars with measured values $q_2/q_1 < 1.72$ from the sample of Reiners & Schmitt (2003); differential rotation is claimed for these objects. Interpreting the values of q_2/q_1 as due to very fast rotation seen under small inclination angles, the required values of $v_{e,\text{rigid}}$ and i are given. Nine of the ten are larger than break-up velocity.

HD	Type	$v \sin i$ [km s ⁻¹]	q_2/q_1	$v_{e,\text{rigid}}$ [km s ⁻¹]	i
89449	F6IV	17.3 ± 1.7	1.44	630	1.7°
89569	F6V	12.2 ± 0.7	1.57	500	1.4°
100563	F5V	13.5 ± 0.4	1.67	370	2.1°
105452	F0IV/V	23.5 ± 1.2	1.59	500	2.7°
120136	F7V	15.6 ± 1.0	1.57	500	1.8°
121370	G0IV	13.5 ± 1.3	1.46	590	1.3°
160915	F6V	12.4 ± 0.5	1.60	470	1.5°
173667	F6V	18.0 ± 2.0	1.40	660	1.6°
175317	F5IV/V	17.1 ± 0.7	1.58	490	2.0°
197692	F5V	41.7 ± 1.7	1.62	440	5.4°

tation seen under small inclination angles i . The requested values of v_e and i for this interpretation are calculated and given in columns five and six in Tab. 2. With one exception all values of v_e are larger than break-up velocity and thus can be excluded (it is furthermore very unlikely to find inclination angles below 6° in ten out of the 32 objects used in that sample). Thus differential rotation remains the most probable explanation for the peculiar shapes of these profiles.

7. Summary

Line independent effects of fast stellar rotation on line profiles were presented. Neglecting line specific variations in shape and line depth, the effects of geometrical deformation and the role of the gravity darkening parameter β have been outlined. Grid calculations in gravity darkening β , inclination angle i , rotational velocity v_e and spectral type with the parameter q_2/q_1 classifying the profiles' shapes were carried out. The results summarized below can be applied especially to high quality data covering large wavelength regions where line-independent broadening profiles may be obtained using the methods of LSD. Applicability must be proved for each case individually, but especially for lines of heavier ions in stars of later spectral types, intrinsic variations of line profiles are sufficiently small and the results of this study can directly be applied. The results can be summarized as follows:

1. In very fast rotators ($v \sin i > 150 \text{ km s}^{-1}$) and for constant values of β and similar spectral types, the value of q_2/q_1 shows monotonic dependence on equatorial velocity v_e with q_2/q_1 diminishing significantly with larger values of v_e . Variations with inclination i are marginal.
2. The coupling of q_2/q_1 on v_e depends on the value of the gravity darkening parameter β and of spectral type. Larger values of β lead to lower values of q_2/q_1 with

stronger slopes for later spectral types. Estimating the physical values of β according to Claret (1998), the parameter q_2/q_1 becomes significantly diminished in fast rotating ($v_e \gtrsim 200 \text{ km s}^{-1}$) A-, F- and G-type stars. Independent of the inclination angle i , the equatorial velocity v_e can be estimated by measuring q_2/q_1 , and thus measuring $v \sin i$ and $v_e(q_2/q_1)$ determines the inclination angle i .

3. For stars with rotational velocities of $v_e \lesssim 200 \text{ km s}^{-1}$ the value of the ratio q_2/q_1 does not significantly change and is larger than 1.72 for all choices of β and for all spectral types.
4. For fixed values of $v \sin i$ the zeros of Fourier transformed rotational broadening profiles do depend on inclination angle i . A smaller value of i results in a larger difference between the value of $v \sin i$ as measured from the first zero of the Fourier transform and its real value. Measured projected rotational velocities are never overestimated. Deviations are as large as 20% depending on the value of i . Using the parameter q_2/q_1 this effect can be corrected for.

As for differential rotation, it turned out that its measurement is not affected by gravity darkening in stars rotating slower than $v_e \approx 200 \text{ km s}^{-1}$. For faster rotators, small values of q_2/q_1 can principally be due to three reasons; (i) strong differential rotation, (ii) very fast rigid rotation (perhaps seen under a small inclination angle), and (iii) both. The constraints on a value of $v_e(q_2/q_1)$ can help to clarify the situation, e.g., if a value of v_e larger than breakup velocity is needed to rule out differential rotation.

Acknowledgements. A.R. acknowledges financial support from Deutsche Forschungsgemeinschaft DFG-SCHM 1032/10-1.

References

- Cameron, A.C., 2000, Lecture Note in Physics, Vol. 573, p. 183
- Claret, A., 1998, A&AS, 131, 395
- Collins, G.W. II, and Truax, R.J., 1995, ApJ, 439, 860
- Dravins, D., Lindgren, L., Torkelsson, U., 1990, A&A, 237, 137
- Gray, D.F., 1973, ApJ, 184, 461
- Gray, D.F., 1976, The observation and analysis of stellar photospheres, Wiley, New York
- Hardorp, J., and Strittmatter, P.A., 1968, ApJ, 153, 465
- Heinzel, P., 1978, Bull. Astron. Inst. Czechosl., 29, 159
- Lucy, L.B., 1967, Zeitschrift für Astrophysik, 65, 89
- Rafert, J.B., and Twigg, L.W., 1980, MNRAS, 193, 79
- Reiners, A., and Schmitt, J.H.M.M., 2002a, A&A, 384, 555
- Reiners, A., and Schmitt, J.H.M.M., 2002b, A&A, 388, 1120
- Reiners, A., and Schmitt, J.H.M.M., 2003, A&A, 398, 647
- Smith, R.C., 1975, MNRAS, 173, 97
- Stoeckley, T.R., 1968, MNRAS, 140, 121

Townsend, R., 1997, MNRAS 284, 839

Tuominen, I.V., 1975, Ann. Acad. Sci. Fennicae, Ser. A,
VI. Physica, 393 (3.)

von Zeipel, H., 1924, MNRAS, 84, 655