

****TITLE****

*ASP Conference Series, Vol. **VOLUME**, **YEAR OF PUBLICATION***

****NAMES OF EDITORS****

The 6dF Galaxy Survey

Ken-ichi Wakamatsu

Faculty of Engineering, Gifu University, Gifu 501-1192, Japan

Matthew Colless

Mount Stromlo & Siding Spring Observatories, ACT 2611, Australia

Tom Jarrett

IPAC, Caltech, MS 100-22, Pasadena, CA 91125, USA

Quentin Parker

Macquarie University, Sydney 2109, Australia

William Saunders

Anglo-Australian Observatory, Epping NSW 2121, Australia

Fred Watson

Anglo-Australian Observatory, Coonabarabran NSW 2357, Australia

Abstract. The 6dF Galaxy Survey (6dFGS) ¹ is a spectroscopic survey of the entire southern sky with $|b| > 10^\circ$, based on the 2MASS near infrared galaxy catalog. It is conducted with the 6dF multi-fiber spectrograph attached to the 1.2-m UK Schmidt Telescope. The survey will produce redshifts for some 170,000 galaxies, and peculiar velocities for about 15,000 and is expected to be complete by June 2005.

1. Introduction

In order to reveal large-scale structures at intermediate and large distances, extensive galaxy redshift surveys have been carried out, e.g. the 2dFGRS and SDSS, and the Hubble- and Subaru-deep field surveys. There is now an urgent need to study the large-scale structure of the Local Universe that can be compared with the above deeper surveys. However to do this required hemi-

¹Member of Science Advisory Group: M. Colless (Chair; ANU, Australia), J. Huchra (CfA, USA), T. Jarrett (IPAC, USA), O. Lahav (Cambridge, UK), J. Lucey (Dahram, UK), G. Mamon (IAP, France), Q. Parker (Macquarie Univ. Australia), D. Proust (Meudon, France), E. Sadler (Univ. Sydney, Australia), W. Saunders (AAO, Australia), K. Wakamatsu (Gifu Univ., Japan), F. Watson (AAO, Australia)




Figure 1. 6dF, an automated fiber positioner, configures magnetic fiber buttons on the curved focus of the field assembly under precise robotic control ($5\ \mu\text{m}$) at the exact co-ordinates of celestial objects.

spheric sky coverage which can only be effectively and efficiently carried out with a dedicated Schmidt telescope with a wide field of view. To this end the AAO implemented a 6dF multi-fiber spectrograph (Fig. 1) for the UK Schmidt Telescope (UKST) and has now commenced a full southern hemisphere galaxy redshift survey of the Local Universe. In this paper an outline of the survey is briefly reported. Further details are given at the following web site:

<http://www.mso.anu.edu.au/6dFGS/>

2. 6dF: A Multi-Fiber Spectrograph on the UKST

6dF is a multi-fiber spectrograph attached to the UKST. It is named after the telescope's field of view which is 6 degrees in diameter, just as 2dF the equivalent 2 degree multi-fibre system at the 3.9m Anglo-Australian Telescope. 6dF consists of an automated fiber positioner and a fast $F/0.9$ CCD spectrograph. 6dF is the third generation of multi-fiber spectrograph on the UKST and its early history is described in the Appendix.

Each field assembly has 150 fibers of $100\ \mu\text{m}$ core diameter, which corresponds to 6.7 arcsec on the sky. The 6dF positioner places magnetic fiber-buttons on the curved field plates (mandrel) which matches the telescope's curved focal surface (Fig. 1). The positioner operates off-telescope unlike 2dF. It takes less than 1 hour to accurately place 150 fibers including the defiber-ing process from the previous configuration. There are currently two field plate assemblies, so that one can be configured while the other is on the telescope. Further details of the system are given by Watson et al. (2001).

The 10m optical-fiber cable feeds the existing floor-mounted spectrograph, which has a Marconi 1024×1024 CCD detector with $13\ \mu\text{m}$ pixels. Each spectrum is recorded on 3 lines of CCD pixels. The thinned CCD is back illuminated and has broad band coating for enhanced blue sensitivity which is as high as 75 % even at $3900\ \text{\AA}$, so redshifted H & K lines are detected easily (Fig. 2).

3. Performance of Survey Telescopes

Performance of a survey telescope is simply expressed by how large a volume a telescope can cover in a given observing time. The sky area surveyed in a given exposure is represented by the telescope's field of view Ω in square degree, while an efficiency of the telescope is given by a light-collecting area A , which is proportional to square of an aperture of the telescope. Hence, the survey performance of a telescope can be expressed by the $A\Omega$ product with the larger values indicating increasing survey power. These values for some typical telescopes are given in Table 1.

Telescope	Aperture (m)	Field of View (degree)	$A\Omega$ ($\text{m}^2 \cdot \text{degree}^2$)
Gemini	8.1	0.17	1.8
WHT	4.2	0.5	4.4
VLT	8.1	0.4	10
Subaru	8.2	0.5	17
Kiso Schmidt	1.05	5.0	28
Sloan	2.4	2.5	36
UKST	1.2	6.0	52
AAT	3.9	2.0	61

Table 1 shows that the UKST has a very high survey performance due principally to its wide field 6° diameter field of view, while the new generation of large aperture telescopes such as Subaru and the VLT have relatively low survey performance though they can obviously penetrate much deeper. Hence the UKST is ideal for wide-field but shallow surveys.

4. 6dF Galaxy Survey Design

The 6dFGS was designed according to the following strategies:

Differentiation: What does the 6dFGS offer that is not offered by the 2dFGRS, SDSS, or other surveys?

Impact: What survey characteristics are required in order to maximize the science impact?

Timeliness: How quickly must the survey be carried out in order to achieve its goals in a timely and competitive manner?

The 6dFGS has two distinct components: *a redshift survey* and *a peculiar velocity survey*. Target selection is based not on optical galaxy photometric selection like the 2dFGRS and SDSS, but on K -band selection from the recently completed near infrared 2MASS all sky survey (Jarrett et al. 2000b). Our survey area is for the entire southern sky with $|b| > 10^\circ$ and amounts to $17,000 \text{ deg}^2$. For the redshift survey, the surface density of targets must match or exceed the density of 6dF fibres to allow efficient observing. Allowing 10 fibres for sky, this means the sample should have a mean surface density of at least 5 deg^{-2} . Furthermore target galaxies should be bright enough to allow redshifts to be

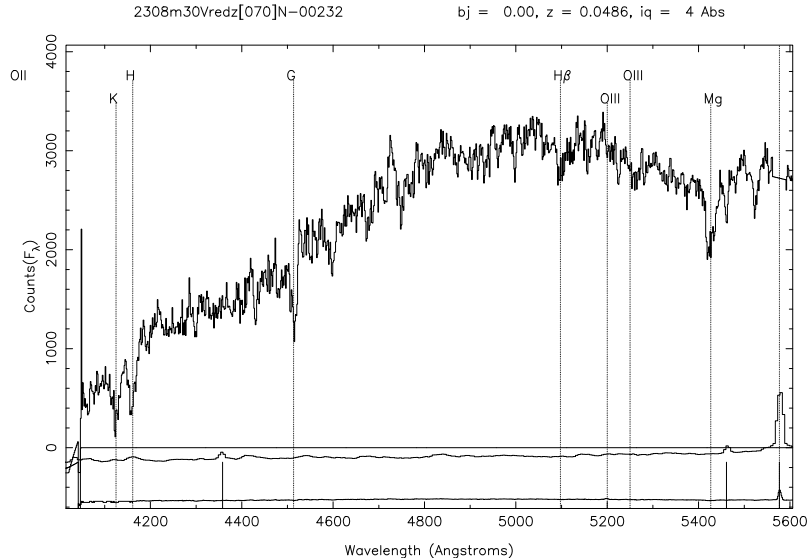


Figure 2. An example of a blue spectrum of a galaxy of $z = 0.0486$. The H and K lines are clearly seen.

measured in relatively short integration times so that the whole southern sky can be covered in a reasonable amount of time. We set the limiting magnitude at 12.75 in K_s -band², and so finally selected about 120,000 objects from the 2MASS Extended Source Catalog.

Observations for the survey are made with two different gratings for each target field (Table 2). These parameters are likely to change slightly with the imminent commissioning of volume-phase holographic gratings in a new transmissive arrangement which offers enhanced system efficiency.

Table 2. Parameters of Spectroscopic Observations

Spectrum	Grating	Spectral Coverage	FWHM	Exposure
Blue	600V	4000Å - 5600Å	5 - 6 Å	3×20 min
Red	316R	5400Å - 8400Å	9 - 12 Å	3×10 min

Total exposure times for each survey field is about 1.5 hours. Observing overheads between fields takes a further 30 - 40 minutes. This permits 5 fields per night in the long winter lunations reducing to 3 in summer.

To observe target galaxies as efficiently as possible, 6dF field centers have been carefully determined from an adaptive tiling algorithm (Campbell, Saunders, & Colless 2002). The total number of field centers is 1360. These sky configurations cover 95% of all the target galaxies, with an efficiency of 87% usage of fibers. In crowded regions like cluster centers, multiple observations

²We adopted a corrected total magnitude K_{tot} estimated from the isophotal magnitude K_{20} given in the 2MASS catalog.

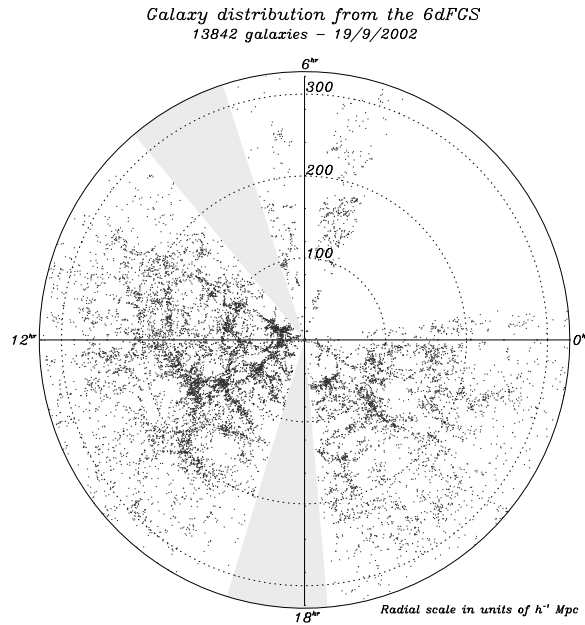


Figure 3. Galaxy distribution from the 6dFGS for a strip $\delta = -30^\circ$.

with different fiber configurations are required to observe close pairs of galaxies, because fibers cannot be put within a minimum separation 5 arcmin due to the physical proximity constraints imposed by the footprint of the cylindrical magnetic buttons.

Altogether, the survey will produce redshifts for some 170,000 galaxies including objects for several additional target programs (see section 5.4). In addition, peculiar velocities will also be obtained for about 15,000 nearby bright early type Galaxies. Both samples will be complete by June 2005. The first data release of the redshift survey is expected by the end of 2002.

5. Uniqueness of the 6dFGS

The 6dFGS has the following characteristics as compared with 2dFGRS, SDSS, and other redshift surveys.

1. *Near-Infrared Selection: A Clear Window on the Mass Distribution*

Our survey is based on the new 2MASS near-infrared imaging survey of the whole sky. We use magnitude-limited 2MASS J , H , & K_{tot} galaxy samples, supplemented by complete photometric samples from other optical (SuperCOSMOS B & R) and near-infrared (DENIS) catalogues. Near-infrared (NIR) luminosity, especially in the K_s -band, is not biased by recent star formation activity, and represents the stellar masses of individual galaxies more accurately than optical magnitudes which can be biased by star formation activity.

Using NIR luminosity also minimizes the effects of internal absorption of

galaxies, so that M/L ratios are not affected by orientation, especially for spiral galaxies.

Absorption by dust in our own Galaxy is also much reduced so allowing greater sky coverage and more uniform sample selection over the whole sky (apart from a narrow region around the plane of the Milky Way).

Near-infrared target selection means that the 6dF Galaxy Survey is a very effective means of determining the true mass distribution in the Local Universe.

2. *Peculiar Velocities: Bulk Motions of Galaxies*

As well as measuring redshifts, we also measure galaxies' motions (their 'peculiar velocities'). We concentrate on early-type galaxies, and measure their peculiar velocities using the well-established D_n -sigma relation. 6dF allows us to obtain medium-dispersion, high-S/N spectra from which we can measure the central velocity dispersions of individual galaxies (Fig. 2). By comparing these dispersions with the galaxies' apparent sizes we can determine their distances. Combined with high quality redshift measurements, we can obtain peculiar velocities (the deviations from the Hubble flow) of significant numbers of individual galaxies.

3. *All-Sky Coverage: A Picture of the Local Universe*

The 2dF galaxy survey penetrates deep into space, but is limited to quite a narrow sky region around the south Galactic pole and a section of the celestial equatorial zone, covering 5% of the sky. The Sloan Digital Sky Survey is conducted with a dedicated 2.5m telescope, but covers less than one-third of the northern sky. The 6dF Galaxy Survey however covers the entire southern sky with galactic latitude greater than 10 degrees. This wide survey area is quite unique among the various current surveys and provides a full hemispheric description of the Local Universe.

4. *Additional Targets: Wide Windows to the Universe*

In the 6dFGS for fields having insufficient targets to use all 150 available fibers, remaining fibers have been allocated to additional target programs according to scientific merit (such as sampled from the ROSAT All-Sky Survey and NVSS radio survey). These various additional target lists are combined in priority order with the main 6dFGS survey list to provide significant added value to the original survey science

6. Scientific Aims

The 6dFGS will provide a unique snapshot of the Local Universe based on a homogeneous, high-quality database (Fig. 3). These data can be used in a wide range of scientific analyses.

The main scientific goals are:

1. The large-scale structure (density field) of the Local Universe.
2. The bulk motions (velocity field) of galaxies in the Local Universe.
3. The estimation of fundamental cosmological parameters, such as the mean mass density and cosmological constant, from the joint analysis of the density and velocity fields.

4. The dependence of the properties of normal galaxies on their local environment and the surrounding large-scale structure.
5. Studies of the properties of rare types of galaxies from additional target samples selected on the basis of their radio, far-infrared, optical or X-ray properties.

7. Survey in Zone of Avoidance

At galactic latitudes below $|b| < 10^\circ$, several important clusters and structures have been discovered, such as the Great Attractor and the Ophiuchus cluster, one of the brightest X-ray cluster in the sky (Wakamatsu et al. 2000). The 2MASS Extended Source Catalog provides target galaxies even in this area despite high extinction and high density of foreground stars (Jarrett et al. 2000a) so we can use 6dF to penetrate as deep as possible into the galactic plane over some limited area to further study the extent and form of these and related important features.

8. Future of Schmidt Telescopes in Spectroscopic Mode

The 6dF spectroscopic survey mode has opened a new era for the UKST. As with all sky imaging surveys, it is also important to extend the 6dF spectroscopic survey into the northern sky. The Kiso Schmidt telescope is one of the best telescopes that could accomplish this if equipped with a 6dF type system. There are already plans for a new innovation at the UKST that will allow more than 2000 fibers to be placed simultaneously on star positions to study the dynamics and chemical evolution of our Galaxy.

The implementation of a much bigger Schmidt telescope for performing multi-fiber spectroscopy (such as LAMOST in China) is a further extension of this trend.

Appendix: Astronomy with a Glue – Early History of 6dF

There is a long history leading up to the implementation of the powerful new 6dF multi-fiber spectrograph. In the early 1980s when nobody imagined using a Schmidt telescope for spectroscopy, Fred Watson started to put fibers on a curved focal plane with a precision of 20-50 μm .

After many trials, Dr. Watson and his collaborators succeeded in putting fibers in the following manner (Fig. 4): i) a honey-comb mandrel plate holder was manufactured to have room for putting fibers from the backside of the mandrel, ii) a glass plate of a positive contact copy of a sky survey plate is set on the mandrel to use as a template for galaxy positions, iii) inserting fibers into a cut-down syringe needle and housing, and iv) attaching the fiber ferrule on the backside of glass plate with glue. The first spectrograph was made from a Pentax camera with hypersensitised Tech-Pan film, and was called FLAIR. System throughput was very poor due to scattering of light on the template.

FLAIR II, the second generation machine, was fabricated under a quite different design: i) a glass plate of a *negative* contact copy was set on a Mandrel,

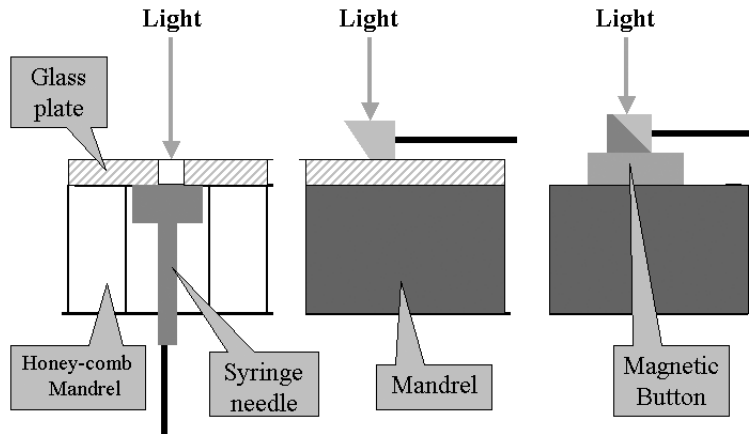


Figure 4. Schematic illustrations of set-up of an optical fiber on the field plate assembly for the original system (left), FLAIR II (middle), and 6dF (right), respectively.

ii) fibers were connect via a modified syringe needle mount or ferrule to a small right-angle prism, iii) with a semi-automated fiber positioner, the prism-ferrule assembly glued at a galaxy position on the glass plate using UV curing cement with a precision of about $20\ \mu\text{m}$, and iv) 92 fibers running complicatedly on the surface of glass plates were taped and bundled to prevent from blocking of light on the fiber. At this stage, a new spectrograph was fabricated with a fast optics and a CCD detector.

FLAIR II yielded decent throughput, and yielded good performance allowing many useful science projects to be undertaken. However, it had a serious problem; it took 6-7 hours to put 92 fibers to target objects. To overcome this problem, the present day 6dF fully-automated fiber positioner robot was commissioned in June 2001 by Will Saunders and Quentin Parker.

Acknowledgments. We thank all the members of Science Advisory Group. We deeply express our thanks to Mr. M. Hartley and other staff members at the AAO for their nice observations. KW is supported by a grant-in-aid of Ministry of Education, Culture, Science & Technology of Japan under a No. 13640236.

References

- Campbell, L., Saunders, W., & Colless, M.M. 2002, in preparation
- Jarrett, T.H., et al. 2000a, *AJ*, 119, 2498
- Jarrett, T.H., et al. 2000b, *AJ*, 120, 298
- Wakamatsu, K., et al. 2000, in *ASP Conf. Ser. Vol. 218, Mapping the Hidden Universe: The Universe Behind the Milky Way*, eds. R.C. Kraan-Korteweg, P.A. Henning, & H. Andernach (San Francisco: ASP), 187
- Watson F.G., et al. 2001, in *ASP Conf. Ser. Vol. 232, The New Era in Wide-Field Astronomy*, eds, R. Clowes, A. Adamson, & G. Bromage, (San Francisco: ASP), 421