

THEORETICAL MODELING OF THE THERMAL STATE OF ACCRETING WHITE DWARFS UNDERGOING CLASSICAL NOVAE

DEAN M. TOWNSLEY

Department of Physics

Broida Hall, University of California, Santa Barbara, CA 93106; townsley@physics.ucsb.edu

LARS BILDSTEN

Kavli Institute for Theoretical Physics and Department of Physics

Kohn Hall, University of California, Santa Barbara, CA 93106; bildsten@kitp.ucsb.edu

Accepted to the ApJ

ABSTRACT

White dwarfs experience a thermal renaissance when they receive mass from a stellar companion in a binary. For accretion rates $< 10^{-8} M_{\odot} \text{ yr}^{-1}$, the freshly accumulated hydrogen/helium envelope ignites in a thermally unstable manner that results in a classical novae (CN) outburst and ejection of material. We have undertaken a theoretical study of the impact of the accumulating envelope on the thermal state of the underlying white dwarf (WD). This has allowed us to find the equilibrium WD core temperatures (T_c), the classical nova ignition masses (M_{ign}) and the thermal luminosities for WDs accreting at rates of $10^{-11} - 10^{-8} M_{\odot} \text{ yr}^{-1}$. These accretion rates are most appropriate to WDs in cataclysmic variables (CVs) of $P_{\text{orb}} \lesssim 7$ hr, many of which accrete sporadically as dwarf novae. We have included ^3He in the accreted material at levels appropriate for CVs and find that it significantly modifies the CN ignition mass. We compare our results with several others from the CN literature and find that the inclusion of ^3He leads to lower M_{ign} for $\langle \dot{M} \rangle \gtrsim 10^{-10} M_{\odot} \text{ yr}^{-1}$, and that for $\langle \dot{M} \rangle$ below this the particular author's assumption concerning T_c , which we calculate consistently, is a determining factor. Initial comparisons of our CN ignition masses with measured ejected masses find reasonable agreement and point to ejection of material comparable to that accreted.

Subject headings: binaries: close—novae, cataclysmic variables— nuclear reactions, nucleosynthesis, abundances — stars: dwarf novae —white dwarfs

1. INTRODUCTION

Classical novae (CN) are the result of unstable thermonuclear ignition of freshly accreted hydrogen and helium on a white dwarf (WD) in a mass transferring binary. The orbital periods of these binaries presently range from 1.4 to more than 16 hours, with a large number in the 2-4 hour range (Diaz & Bruch 1997; Warner 2002). These cataclysmic variables (CVs; Warner 1995) have low-mass stellar companions and spend most of their lives accreting at time averaged rates, $\langle \dot{M} \rangle \approx 10^{-9} - 10^{-11} M_{\odot} \text{ yr}^{-1}$ (e.g. Howell, Nelson, & Rappaport 2001). The frequency of CN as a function of orbital period depends on the accumulated mass immediately prior to the explosion, M_{ign} . However, the value of M_{ign} strongly depends on the WD's core temperature, T_c , which is *a priori* unknown and must either be calculated or measured. Knowledge of the ignition mass is also needed for comparisons to measured ejected masses in CN that would decide whether or not the underlying carbon/oxygen WD is being excavated during the CN.

CVs are formed when the WD made during a common envelope event finally comes into contact with its companion as a result of gravitational radiation losses over a few Gyr (e.g. Howell et al. 2001). The WD will have cooled during this time; a $0.20 M_{\odot}$ He WD would have $T_c = 3.3 \times 10^6$ K at 4 Gyr (Althaus & Benvenuto 1997), whereas a $0.6 M_{\odot}$ C/O WD would have $T_c = 2.5 \times 10^6$ K in 4 Gyr (Salaris et al. 2000). These WDs would have effective temperatures $T_{\text{eff}} \approx 4500 - 5000$ K. A subset of the CVs, called dwarf novae (DN), contain a WD accreting at low time-averaged rates $\langle \dot{M} \rangle < 10^{-9} M_{\odot} \text{ yr}^{-1}$, where the accretion disk is subject to

a thermal instability which causes it to rapidly transfer matter onto the WD (at $\dot{M} \gg \langle \dot{M} \rangle$) for roughly a week once every month to year. The \dot{M} onto the WD is low enough between outbursts that the UV emission is dominated by the internal luminosity of the WD, allowing for a measurement of $T_{\text{eff}} > 10,000$ K Sion (1999). This is the best evidence that the WD is hotter than a cooling WD of similar age due to the thermal impact of accretion. Sion (1995) has argued that most of this heating is from gravitational energy released (i.e. converted to thermal energy) in the WD interior via material compression. This energy is then transported outward to the stellar surface, and we find that it can similarly heat the core. We will discuss this in great detail, as well as explain the important role of nuclear “simmering”. A thorough comparison of our theoretical work to T_{eff} observations and a summary of the implications for CV evolution are in a companion paper (Townesley & Bildsten 2003).

The gravitational energy released (GM/R) when a particle falls from a large distance to the stellar surface, sometimes termed the accretion energy, is deposited at, or near, the photosphere and is rapidly radiated away. This energy does not get taken into the star, as the time it takes the fluid to move inward is always much longer than the time it takes for heat to escape. This basically eliminates the outer boundary condition and instead points to the importance of energy released deep in the WD due to both gravitational energy released, via compression, within the star and hydrostatic nuclear burning. That energy takes a long time to exit, will still be visible when accretion has halted, sets T_{eff} , and reheats the WD.

We begin in §2 by explaining the physics of heating within the accreted envelope and how that differs from heating in the

deep core (discussed in Appendix A). Since these WDs are accreting at rates low enough so that the accumulated hydrogen burns unstably, we also need to carefully track the accumulated mass of material and account for the additional energy source of slow nuclear “simmering” near the base of the accreted layer. This is significant as the layer accumulates and eventually triggers the CN. The calculation of M_{ign} for a fixed T_c is explained in §3 (closely comparing to the original Fujimoto 1982 work), where we also exhibit the importance of the ^3He content in the accreting material.

Our method of finding the equilibrium WD core temperature (Townesley & Bildsten 2002) is explained in §4 and improves on that of Iben, Fujimoto, & MacDonald (1992a) by allowing the accreted envelope mass to change through the CN cycle. We show that early in the cycle, when the mass of the newly accreted layer is small, compressional heating is small, and the WD cools. Later in the cycle, the accreted layer becomes thick enough that compressional heating along with nuclear simmering heats the core. So, the core cools at low accumulated masses and is heated prior to unstable ignition. Using CN ignition conditions to determine the maximum mass of the overlying freshly accreted shell, we then find the steady-state (i.e. cooling equals heating throughout the CN cycle) core temperature, $T_{c,\text{eq}}$, as a function of $\langle\dot{M}\rangle$ and M . We close §4 by showing that for $\langle\dot{M}\rangle \lesssim 10^{-9} M_\odot \text{ yr}^{-1}$ the WD reaches this equilibrium after accreting an amount of mass less than its own and that in CVs with $P_{\text{orb}} \lesssim 2$ hours the accretion rate changes slowly enough that the WD should always be near the equilibrium given by $\langle\dot{M}\rangle$ and M .

Having found the core temperatures, we then predict the amount of mass that needs to accumulate on the WD in order to unstably ignite the accumulated hydrogen as a function of $\langle\dot{M}\rangle$ and M . Our work is compared to previous calculations in §5, finding very large differences with others due to their lack of knowledge of T_c . We also compare our predictions of M_{ign} to those few measures of the ejected masses in CN of known orbital period. Within the confines of this limited comparison, we find that the ejected masses are comparable to the amount accumulated. The equilibrium also yields powerful relations between the WD surface temperature and its accretion rate and mass. These allow for tests of binary evolution models as well as measures of the masses of these WDs; a comparison to the accumulated observations of effective temperatures in the DN systems is being published separately (Townesley & Bildsten 2003). We close with a summary and discussion of future work, especially the seismology of these accreting WDs.

2. ATMOSPHERIC MODEL INCLUDING ACCRETION

Starting with Mestel (1952) single WD atmospheres are characterized by a relation between the surface luminosity, L , and the core temperature, T_c (e.g. Chabrier et al. 2000; Hansen 1999; Salaris et al. 2000; Wood 1995). This is one of two components (the other being the thermal content of the core) needed for evolutionary calculations of a cooling WD. In this case the atmosphere extends to the location where electron conduction forces the core to be isothermal. This occurs at $M_{\text{env}} = 5 \times 10^{-5} M_\odot$ for $T_c = 4 \times 10^6 \text{ K}$ and $M = 0.6 M_\odot$ when $L = 3 \times 10^{-4} L_\odot$ (see Figure 1 in Fontaine, Brassard, & Bergeron 2001).

In an accreting WD, energy is released in the atmosphere by the slow downward motion of matter in the gravitational field and by a slow rate of hydrogen fusion. This internal

energy release modifies the L - T_c relation, giving an accreting WD a higher L than a non-accretor of the same T_c . The L - T_c relation of non-accreting WDs depends on the surface gravity, g , which is set by the mass, M , and on the composition of the envelope (which fixes the opacity), typically split into layers of pure H and He. The WD mass enters in much the same way in the accreting case, but the composition also determines the local energy release in the envelope. We parameterize composition by the mass of the freshly accreted layer, M_{acc} , which has the composition of the donor star. We use a solar composition with mass fractions: $X_{\text{H}} = 0.709$, $X_{^3\text{He}} = 0.271$, $X_{\text{C}} = 0.009$, and $X_{\text{O}} = 0.011$. Since ^3He will prove important as an ignition trigger (see discussion in §3) at low $\langle\dot{M}\rangle$, we will show models with $X_{^3\text{He}} = 0.001$ and 0.005 , the lower and upper limits on expected values for the accreted material (e.g. D’Antona & Mazzitelli 1982; Iben & Tutukov 1984). Interior to this layer we assume a C/O core. As material is accreted at a time averaged rate $\langle\dot{M}\rangle$, M_{acc} varies from zero (immediately after a classical nova) to some maximum, M_{ign} , just before ignition of the next classical nova. Thus three parameters, M , M_{acc} and $\langle\dot{M}\rangle$ lead to an L - T_c relation.

Due to the deposition of energy in the envelope, the surface luminosity is not equal to the thermal energy lost by the degenerate core. However, the atmospheric model provides not only L at the surface, but also the luminosity, L_{core} , which enters the bottom of the atmosphere from the core. This luminosity couples the envelope model to the thermal content of the core, determining the temporal evolution of T_c . As we will show, when T_c is low, the envelope heats the degenerate core and $L_{\text{core}} < 0$.

2.1. Thin Shell Approximation

As a spherical, gravitationally self-bound object accretes matter, it undergoes structural changes which we divide into two types: (1) global structural changes which affect the core radius, and (2) internal movements of material. See Nomoto (1982) and Appendix A for a discussion of the distinction between these terms. In the outer parts of the WD, the two effects are largely decoupled; material moves through the envelope and down into a deeper reservoir and the WD radius and the gravitational field in which the envelope exists are set by the total WD mass. This is particularly useful for the case of low $\langle\dot{M}\rangle$, where the global changes happen extremely slowly, and can therefore be safely neglected. Our treatment of the core is presented in Appendix A, where we show that the energy release in the envelope dominates that in the core by a factor $\simeq 5$.

Within a thin shell near the surface, accreted material enters at the top, and displaces pre-existing material which moves ‘out’ of the shell, deeper into the star. With the assumption that the radius and total stellar mass, and thus g , are fixed on the timescale being considered, the local heat equation becomes

$$T \frac{Ds}{Dt} = T \frac{\partial s}{\partial t} + T v_r \frac{\partial s}{\partial r} = - \frac{dL}{dM_r} + \epsilon_N, \quad (1)$$

where ϵ_N is the nuclear burning rate, s is the entropy per gram, and $v_r = -\langle\dot{M}\rangle/4\pi r^2 \rho$ is the downward speed of material motion in response to accretion. If a fluid element loses entropy as it is compressed, then that liberated energy is carried away by heat transport. The thermal structure of the envelope determines the two spatial derivatives and the nuclear energy input in equation (1). Thus $\partial s/\partial t$, the time evolution of the entropy field, depends on the current thermal structure and $\langle\dot{M}\rangle$.

A thermal structure for which $\partial s/\partial t = 0$ is a static state for the envelope. If a higher $\langle \dot{M} \rangle$ were applied without changing the thermal structure, a local buildup of heat would occur, $\partial s/\partial t > 0$, due to the increase of $|v_r|$ without a change in dL/dM_r . A lower $\langle \dot{M} \rangle$ leads to a corresponding cooling of the envelope. When the entropy advection term dominates over the nuclear burning term, this static state is stable because L has a stronger temperature dependence than s in both degenerate and nondegenerate regimes. However, when ϵ_N dominates over the advection a thermal instability is likely, leading to a classical nova explosion.

The radial derivative is evaluated from the envelope structure. We work in pressure coordinates, and define $\dot{m} = \langle \dot{M} \rangle / 4\pi r^2$, so

$$T v_r \frac{ds}{dr} = g \dot{m} T \frac{ds}{dP} = \frac{g \dot{m} c_P T}{P} \left[\frac{d \ln T}{d \ln P} - \nabla_{\text{ad}} \right], \quad (2)$$

where $c_P = T(\partial s/\partial T)_P$ is the specific heat at constant pressure and $\nabla_{\text{ad}} = (\partial \ln T/\partial \ln P)_s$. The entropy advection is given by how much the temperature gradient differs from the adiabat. In the static state, the gradient of the luminosity itself is then

$$\frac{dL}{dP} = \langle \dot{M} \rangle c_P \left[\frac{dT}{dP} - \left(\frac{\partial T}{\partial P} \right)_s \right] - \frac{4\pi r^2 \epsilon_N}{g}, \quad (3)$$

which we use with the equations for heat transport and hydrostatic equilibrium to solve for both the structure and luminosity in the envelope, resulting in an L and L_{core} which depend on T_c , M , $\langle \dot{M} \rangle$, and M_{acc} . The contribution to L from accretion is the heat not advected with the material, and is referred to in the literature as “compressional heating.” Though this choice of words is unfortunate since the action occurring is more like cooling, we use this common term in our discussions. In all the calculations presented here we use a fixed R for the last term in equation (3), that of a zero temperature WD, 8.8, 5.7 and 4.1×10^8 cm for $M = 0.6, 1.0$ and $1.2 M_\odot$ respectively. As a single point check, matching the bottom of the envelope and the outer edge of a finite-temperature core model yields $R = 8.9 \times 10^8$ cm for $M = 0.6 M_\odot$, $\langle \dot{M} \rangle = 6 \times 10^{-11} M_\odot \text{ yr}^{-1}$, and $M_{\text{acc}} = 1.4 \times 10^{-4} M_\odot$. By dropping the nuclear burning term and making a few other simplifying assumptions equation (3) can be integrated analytically to obtain an approximate luminosity, $L \approx 3 \langle \dot{M} \rangle k T_c / \mu m_p$ (see Appendix B), where k is Boltzmann’s constant, m_p is the proton mass and $\mu \approx 0.6$ is the mean molecular weight of the freshly accreted envelope.

Since M_{acc} changes with time as $M_{\text{acc}}(t) = \langle \dot{M} \rangle \Delta t$, the static envelope structure is an approximation to the evolution. For this method to be accurate, we want the neglected term to be small, namely $|\partial s/\partial t| \ll |v_r \partial s/\partial r|$. Evaluating at a fixed pressure and using equation (2) gives

$$\left| \frac{\partial T}{\partial t} \right| \ll \frac{T}{\tau_{\text{acc}}} \left| \nabla_{\text{ad}} - \frac{d \ln T}{d \ln P} \right|, \quad (4)$$

where $\tau_{\text{acc}} = P/g\dot{m}$ is the accretion time. Dropping the temperature gradient (good in the conductive regions), finite differencing and setting $\Delta t = \tau_{\text{acc}}$ leads to the condition $\Delta T/T \ll 2/5$, where ΔT is the temperature change at the envelope base during accumulation. As will be shown in Section 4, the evolution of M_{acc} takes place at constant T_c , so that this condition is always satisfied and our static structures are an excellent approximation for the accumulating envelope.

Now we wish to consider the effect of the outer boundary condition on the structure of the envelope. To determine this

we compare the thermal cooling time of an outer layer, $\tau_{\text{th}} = \Delta M c_P T / L$ to the time to accrete that layer $\tau_{\text{acc}} = \Delta M / \langle \dot{M} \rangle$. Here ΔM is the mass of the (thin) outer layer being considered, T is the temperature of the layer, and L is the overall luminosity which is driven mostly by energy released from deeper layers, $L \approx c_P \langle \dot{M} \rangle T_c$. Thus the ratio $\tau_{\text{th}}/\tau_{\text{acc}} \approx T/T_c$, so that where $T \ll T_c$ in the outer layers, the material can cool much more quickly than it is being accreted and therefore has no influence over the thermal structure of deeper layers. In other words, the entropy of the outer envelope is determined by the luminosity flowing through it, rather than any external boundary condition. The condition $T \ll T_c$ is sometimes violated during a dwarf novae (DN) event, where either the high external radiation field (Pringle 1988) or the more rapid accretion (Godon & Sion 2002; Sion 1995) temporarily modifies the outermost layers of the WD envelope. However, this heat does not penetrate to depths critical for the WD core, but only to a depth where the thermal time is of order the duration of the DN outburst, and is the likely cause of the fading T_{eff} seen following a DN outburst (see Sion’s 1999 review).

In addition to the downward motion due to accretion, the heavier Helium ions will sink with respect to the overall flow. While we have not included this effect, we estimate here when it is important. The drift velocity of the He ions is $v_{\text{drift}} \approx 2m_p g D / kT$ where D is the thermal diffusion coefficient (See Deloye & Bildsten 2002). This is to be compared with the downward velocity of the fluid due to accretion, $v_{\text{acc}} = \langle \dot{M} \rangle / 4\pi R^2 \rho$. In the simplest approximation, Coulomb scattering off protons dominates and $D = 0.024 \Lambda^{-1} T_7^{5/2} \rho_4^{-1} \text{ cm}^2 \text{ s}^{-1}$ (Alcock & Illarionov 1980), where $T_7 = T/10^7 \text{ K}$ and $\rho_4 = \rho/10^4 \text{ g cm}^{-3}$ and Λ is the Coulomb logarithm. For $v_{\text{drift}} < v_{\text{acc}}$ this yields the relationship $\langle \dot{M} \rangle > 10^{-11} M_\odot \text{ yr}^{-1} T_7^{3/2} (M/0.6 M_\odot) \Lambda^{-1}$, so that for our lowest accretion rate, $10^{-11} M_\odot \text{ yr}^{-1}$, where $T_7 = 0.4$, only the high mass models deserve further scrutiny. Below this accretion rate, the energy release due to sedimentation of the Helium in the accreted material can be a moderate fraction of that released due to compression. For our $M = 1.0 M_\odot$ model with $\langle \dot{M} \rangle = 10^{-11} M_\odot \text{ yr}^{-1}$, the conditions at the base of the H/He layer when $M_{\text{acc}} = 0.90 M_{\text{ign}}$ are $\rho = 1.4 \times 10^4 \text{ g cm}^{-3}$, $T = 4.1 \times 10^6 \text{ K}$ so that the Coulomb coupling parameter $\Gamma = 2$. Diffusion coefficients in this gas-liquid crossover regime have yet to be authoritatively calculated. Using the fitting form of Iben & MacDonald (1985), which is very similar to the canonical results of Paquette et al. (1986) in this regime (See Iben, Fujimoto, & MacDonald 1992b), we obtain $v_{\text{drift}}/v_{\text{acc}} = 1.3$. However, using the liquid diffusion results of Wallenborn & Baus (1978), we obtain $v_{\text{drift}}/v_{\text{acc}} = 0.38$. Regardless of this uncertainty, it is clear that in future work diffusion needs to be considered for $M \geq 1.0 M_\odot$ and $\langle \dot{M} \rangle \leq 10^{-11} M_\odot \text{ yr}^{-1}$. As inferred from the amount of sedimentation found by Iben, Fujimoto, & MacDonald (1992b), this limit is at higher $\langle \dot{M} \rangle$ when a higher T_c is assumed.

2.2. Accreting Envelope

We now present results from the envelope models, investigating how $\langle \dot{M} \rangle$ and M_{acc} determine the L - T_c relationship. The outer boundary is at $P = 10^{10} \text{ erg cm}^{-3}$, in the upper edge of the radiative layers. We set the temperature there to that of a radiative zero solution for $L = 4\pi R^2 \sigma_{\text{SB}} T_{\text{eff}}^4$. Then equation (3) along with the other structure equations are integrated inward, keeping track of $L(P)$ and $T(P)$, to $P = g M_{\text{acc}} / 4\pi R^2$,

the base of the accreted layer. Interior to this, $L = L_{\text{core}}$ is taken to be constant and the integration is continued, using a pure carbon composition for simplicity, until $P = 40P_{\text{ign}}$, where $P_{\text{ign}} = gM_{\text{ign}}/4\pi R^2$ and M_{ign} is found consistently at each $\langle \dot{M} \rangle$. A value of $P = 2 \times 10^{20} \text{ erg cm}^{-3}$ is used for the $M = 0.6M_{\odot}$ demonstrations in this section, corresponding to the M_{ign} for an equilibrated model at $\langle \dot{M} \rangle = 10^{-10}M_{\odot} \text{ yr}^{-1}$. We label the temperature at the point where we stop the integration T_c , interior to which the core is isothermal. The equation of state for the electrons and ions was taken from analytical approximations of Paczyński (1983) with Coulomb corrections from Farouki & Hamaguchi (1993). The radiative opacities from OPAL (Iglesias & Rogers 1996) and the conductivities of Itoh et al. (1983) were used. Nuclear reaction rates and energies are from Caughlan & Fowler (1988) with screening enhancement factors for high density from Ichimaru (1993), which also appear in Ogata, Iyetomi, & Ichimaru (1991).

The above treatment of the outer edge of the C/O core provides a reasonable approximation to the evolution of this region during a CN cycle without the complications of explicit simulation. At $40P_{\text{ign}}$ the temperature change due to adiabatic compression is 1%. Under this approximation in the equilibrium state discussed in §4, fluid elements near the base of the accreted layer move on paths for which they must lose entropy during the CN cycle, i.e. ones more shallow than the adiabat in the T - P plane. Deeper fluid elements move on paths for which they must gain entropy, steeper than the adiabat. This exchange is consistent with our expectation for the actual evolution, and since it only contributes peripherally by setting the gross temperature excursion from T_c at the base of the accreted layer, the accuracy of a more sophisticated treatment is not considered worth its price in complexity at this point. The fraction of the core affected by the CN cycle in this treatment is also roughly consistent with that expected on energetic grounds. For example, a luminosity of $10^{-3}L_{\odot}$ delivers enough energy in the interval between classical novae, $\sim 10^6$ years, to raise the temperature of the outer $10^{-3}M_{\odot}$ of the core by 10^6 K ($\sim 10\%$), this mass coordinate corresponds to a pressure of just under $10^{20} \text{ erg cm}^{-3}$.

The relationship between L and T_c for several $\langle \dot{M} \rangle$'s are shown in Figure 1 for a $0.6M_{\odot}$ WD ($R = 8.76 \times 10^8 \text{ cm}$) with $M_{\text{acc}} = 5 \times 10^{-5}M_{\odot}$. This M_{acc} is less than the CN ignition mass for most of the range of $\langle \dot{M} \rangle$ and is comparable to the hydrogen layers on cooling WDs. All the demonstration curves in this section are for $X_{\text{He}} = 0.001$. Shown for reference (dotted line) is the L - T_c relation for an isolated $0.6M_{\odot}$ WD with pure layers of mass $M_{\text{H}} = 6 \times 10^{-5}M_{\odot}$ and $M_{\text{He}} = 6 \times 10^{-3}M_{\odot}$ (Hansen 1999). The corresponding relation for our envelope model, with $\langle \dot{M} \rangle = 0$, is shown as the dashed line and provides an initial comparison to previous work. The offset from the cooling WD is due to the H/He envelope being more opaque than that of pure hydrogen. The slightly larger divergence for $10^7 \text{ K} < T_c < 2 \times 10^7 \text{ K}$ is likely due to the radiative-conductive transition point lying below the outer H-rich layer, a location where the cooling model has a thick layer of helium whereas our envelope is pure carbon. The sharp change in the dotted line at $L < 10^{-4}L_{\odot}$ is due to surface convection extending down into the conductive regions, commonly termed “convective coupling” (Fontaine, Brassard, & Bergeron 2001). To avoid this complication, we have restricted ourselves to $L > 10^{-4}L_{\odot}$, where the outer convective layer need not be modelled di-

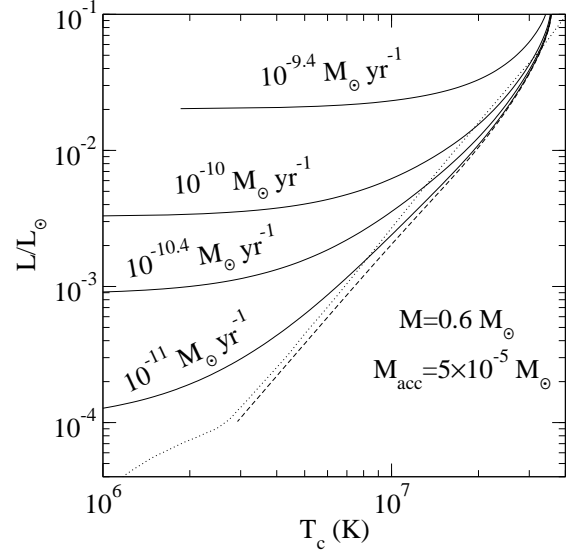


FIG. 1.— Exiting surface luminosity, L , as a function of core temperature, T_c , for a $0.6M_{\odot}$ WD. The accumulated H/He layer has a mass $M_{\text{acc}} = 5 \times 10^{-5}M_{\odot}$. Various accretion rates are shown as labelled solid lines with $\langle \dot{M} \rangle = 10^{-11}, 10^{-10.4}, 10^{-10},$ and $10^{-9.4}M_{\odot} \text{ yr}^{-1}$. The dashed line has $\langle \dot{M} \rangle = 0$, and the dotted line is the L - T_c relation of an isolated cooling DA WD with pure layers of mass $M_{\text{H}} = 6 \times 10^{-5}M_{\odot}$ and $M_{\text{He}} = 6 \times 10^{-3}M_{\odot}$ (Hansen 1999).

rectly to determine the L - T_c relation.

2.3. Parameter Dependences of White Dwarf Luminosities

We now discuss how the L - T_c relation changes under active accretion. It is only for low $\langle \dot{M} \rangle$'s and high T_c 's that the luminosity flowing through the envelope is dominated by the hot core. The T_c below which the energy release due to accretion becomes important is determined by $\langle \dot{M} \rangle$; higher values release energy faster via compressional heating and therefore their luminosity becomes dominated by accretion at a higher T_c . Thus in Figure 1, while there is a large area of the curve at $\langle \dot{M} \rangle = 10^{-11}M_{\odot} \text{ yr}^{-1}$ for which core cooling dominates at this M_{acc} , there is little such area at $\langle \dot{M} \rangle = 10^{-9.4}M_{\odot} \text{ yr}^{-1}$. The upturn in the luminosity at $T_c \gtrsim 3 \times 10^7 \text{ K}$ is due to energy released from fusion of ${}^3\text{He}$, a species not present in abundance in the cooling models. The onset of the nuclear energy source is quite sensitive to M_{acc} since the conditions (T , ρ) at the base of the H/He layer dominate this effect (see Section 3 for details).

The other major feature of the L - T_c curve is the minimum L for a given $\langle \dot{M} \rangle$. In this situation the envelope determines its own temperature and the surface luminosity becomes independent of T_c . There is a temperature inversion in the envelope: the temperature rises inward through the radiative layer, flattens out when conduction becomes dominant, passes through a T_{max} and then decreases towards the core. The energy liberated by compression goes into the core as well as coming out the surface. This lower limit, $L(T_c \rightarrow 0)$, is shown in Figure 2 as a function of $\langle \dot{M} \rangle$. The upper solid curve is for $M = 0.6M_{\odot}$ and $M_{\text{acc}} = 5 \times 10^{-5}M_{\odot}$. Raising M_{acc} does not change the relation – a curve for $M_{\text{acc}} = 10^{-4}M_{\odot}$ is indistinguishable – except to reduce the maximum L at which such a self-supported envelope state can exist. A higher M_{acc} leads to a higher density at the base of the accreted layer and causes fusion to become important at lower envelope temperatures and luminosities.

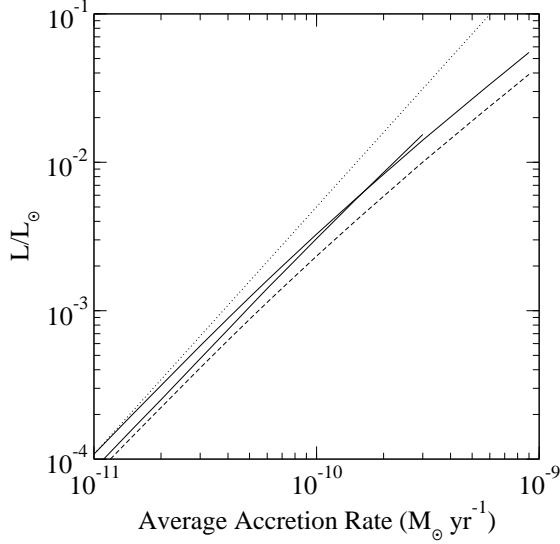


FIG. 2.— Surface luminosity as a function of $\langle \dot{M} \rangle$ for very cold WD cores. The upper solid line is for $M = 0.6 M_\odot$ and the lower solid line is for $M = 1.0 M_\odot$ both with $M_{\text{acc}} = 5 \times 10^{-5} M_\odot$. The dashed line is the values for the top solid line scaled by $(1.0/0.6)^{-2/3}$ in order to demonstrate that our analytic WD mass dependence is close to correct. The dotted line is the analytical approximation discussed in the text.

The dotted line is a rough approximation found by identifying T_{max} with the core temperature of a cooling WD, giving $L \propto T_{\text{max}}^{2.5} M$, and by assuming that those losses are matched by compressional heating, so that $L \approx 3 \langle \dot{M} \rangle k T_{\text{max}} / \mu m_p$ (from Appendix B). Putting these together and using the point at $\langle \dot{M} \rangle = 10^{-11} M_\odot \text{ yr}^{-1}$ to set the constant gives $L(\langle \dot{M} \rangle) = 1.08 \times 10^{-4} L_\odot (\langle \dot{M} \rangle / 10^{-11} M_\odot \text{ yr}^{-1})^{5/3} (M / 0.6 M_\odot)^{-2/3}$ (dotted line). Calibrating the cooling luminosity separately from the $\langle \dot{M} \rangle = 0$ curve on the earlier Figure 1 gives a prefactor which differs from this by less than a factor of 2, demonstrating that the estimate from Appendix B is good for low $\langle \dot{M} \rangle$'s. While the $L \propto \langle \dot{M} \rangle^{5/3}$ dependence is fairly well matched at low $\langle \dot{M} \rangle$'s, the full calculation gives increasingly lower luminosities at higher $\langle \dot{M} \rangle$'s because when fusion provides some of the energy, T_{max} need not be as high, so that the luminosity is less. The lower solid line gives $L(T_c \rightarrow 0)$ for $M = 1.0 M_\odot$ and is fairly consistent with $(1.0/0.6)^{-2/3}$ times the $M = 0.6 M_\odot$ curve, shown as the dashed line. The $M = 1.0 M_\odot$ curves follow $L \propto \langle \dot{M} \rangle^{5/3}$ to higher $\langle \dot{M} \rangle$ than that for $M = 0.6 M_\odot$.

Finally we explore the dependence of the L - T_c relation on M_{acc} . Generally, the energy released by compression in the envelope should increase with M_{acc} due to the lower μ for H/He relative to C/O as it appears in the compressional heating term (see eq. 3). Energy from hydrogen fusion should also increase with M_{acc} . The upper curves in Figure 3 shows L for M_{acc} of 0.5, 1, 3, and $5 \times 10^{-4} M_\odot$ for a $0.6 M_\odot$ WD accreting at $\langle \dot{M} \rangle = 10^{-10.4} M_\odot \text{ yr}^{-1}$. This accretion rate, $\approx 4 \times 10^{-10} M_\odot \text{ yr}^{-1}$, is characteristic of gravitational wave driven accretion for dwarf novae below the period gap (Kolb & Baraffe 1999). Also shown for comparison is $\langle \dot{M} \rangle = 10^{-11} M_\odot \text{ yr}^{-1}$. As M_{acc} is increased from 0.5 to $1 \times 10^{-4} M_\odot$, three important features are apparent. At $T_c \lesssim 3 \times 10^6$ K the exiting surface luminosity L is nearly unchanged because the additional energy released in the envelope is transported into the core with a negligible rise in T_{max} . For $3 \times 10^6 \text{ K} \lesssim T_c \lesssim 10^7$ K, T_c is high enough

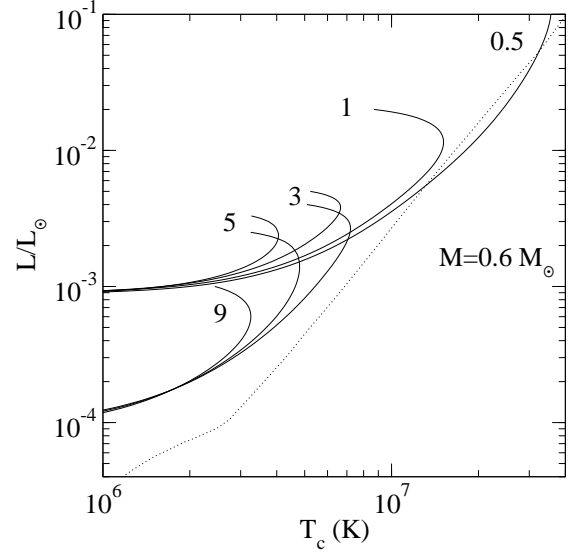


FIG. 3.— The WD surface luminosity L as a function of T_c for various accumulated layer masses. The upper set of solid lines all have $\langle \dot{M} \rangle = 10^{-10.4} M_\odot \text{ yr}^{-1}$ and have $M_{\text{acc}} = 0.5, 1, 3, \text{ and } 5 \times 10^{-4} M_\odot$ as indicated. The lower set of solid lines has $\langle \dot{M} \rangle = 10^{-11} M_\odot \text{ yr}^{-1}$ and $M_{\text{acc}} = 3, 5, \text{ and } 9 \times 10^{-4} M_\odot$. The WD mass is $0.6 M_\odot$ for all cases. The dotted line is the L - T_c relation of an isolated cooling DA WD with pure layers of mass $M_{\text{H}} = 6 \times 10^{-5} M_\odot$ and $M_{\text{He}} = 6 \times 10^{-3} M_\odot$ (Hansen 1999).

that the additional compressional heating energy is forced outward and acts as an additive factor on top of the cooling luminosity and there is a small increase across this range. At $T_c \gtrsim 1.5 \times 10^7$ K, the density has become high enough that the large amount of energy released by fusion has destabilized the envelope at these temperatures. This is discussed more in Section 3.

The crossover behavior in T_c between core heating at low T_c and cooling at higher T_c can be seen directly in Figure 4 which shows L_{core} , the luminosity exiting the core into the base of the accreted layer. In order to maintain a logarithmic scale, two panes are displayed, the upper displays positive L_{core} and therefore core cooling, and the lower $-L_{\text{core}}$ to show core heating. When increasing M_{acc} from 0.5 to $1 \times 10^{-4} M_\odot$ (solid and dashed curves respectively) the core heating increases at $T_c \lesssim 4 \times 10^6$ K. The core cooling, present at higher temperatures, remains fixed with this M_{acc} increase; the additional compressional heating is increasing L . Note that at a single $T_c \simeq 4.5 \times 10^6$ K, both core-heating and core-cooling envelope states are available, depending on the value of M_{acc} .

Our survey of parameters is now complete, and in Section 4 we use L_{core} to discuss the thermal evolution of the C/O core. Of the parameters discussed, $\langle \dot{M} \rangle$ will be an independent variable while T_c will be found from $\langle \dot{M} \rangle$ and M . However, M_{acc} has a maximum value set by the stability of the envelope, which we now discuss.

3. CALCULATING THE IGNITION MASS

The accreted mass, M_{acc} , increases until a thermonuclear instability causes a classical nova explosion at $M_{\text{acc}} = M_{\text{ign}}$, which depends principally on the temperature in the accreted layer. There are two ignition modes: (1) A traditional thin shell instability created by the temperature sensitivity of thermonuclear reactions, or (2) a global instability of the envelope relevant when $\kappa_{\text{cond}} \ll \kappa_{\text{f-f}}$ ($T \lesssim 8 \times 10^6$ K here). The mode giving the lower M_{ign} is the active mode, and each is elabo-

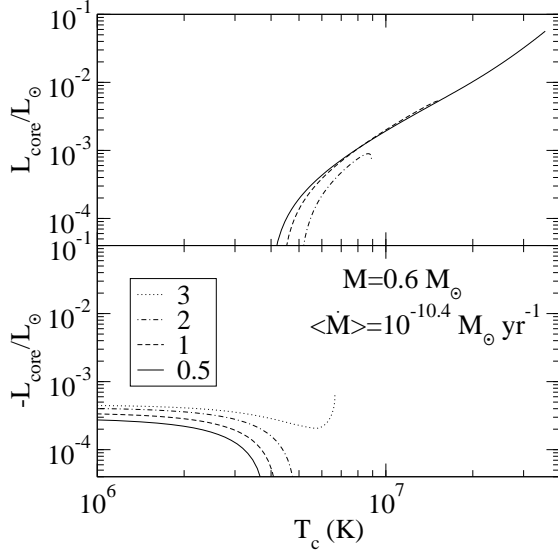


FIG. 4.— Luminosity, L_{core} , entering the accreted layer from the core below as a function of T_c for various accumulated layer masses M_{acc} on a $0.6 M_{\odot}$ WD. The top panel shows the rate of core cooling (L_{core}) and the bottom the rate of heating ($-L_{\text{core}}$). The accretion rate is set at $\langle \dot{M} \rangle = 10^{-10.4} M_{\odot} \text{ yr}^{-1}$, and M_{acc} takes values of 0.5, 1, 3, and $5 \times 10^{-4} M_{\odot}$ as indicated. For clarity the curves have been truncated at the turning point seen at high T_c in Figure 3.

rated below.

The instability manifests in the L - T_c relation as a turning point, or a maximum T_c as a function of L , as seen earlier in Figure 3. A general discussion of the relationship between turning points and stability in thin shell accretion appears in Paczyński (1983). Due to the large heat capacity of the core and the choice of the lower boundary as described in Section 2.2, T_c is essentially constant while M_{acc} increases and the turning point moves to lower temperatures. If we define $M_{\text{ign}}(T_c)$ to be the M_{acc} at which the turning point happens at T_c , the envelope structures with $M_{\text{acc}} < M_{\text{ign}}(T_c)$ form a connected quasi-static sequence at constant T_c terminating at M_{ign} . Evolution forward in time from this envelope state must be followed in a fully time dependent fashion rather than quasi-statically, and so we consider this terminus the ignition point of the classical nova explosion. The envelope is assumed to have switched to a “high”, burning state about which will make two assumptions: (1) it is short-lived and therefore of small thermal importance to the core and (2) during it, most or all of the accreted material is ejected. The thick solid curves in Figure 5 show the conditions at the base of the accreted layer at ignition for the models equilibrated in the manner discussed in §4 for two values of M . Two values of X_{He} are shown at each M , representing the range expected in cataclysmic variable binaries.

The lower dot-dashed line in Figure 5 gives the division between radiative and conductive heat transport, where $\kappa_{\text{f-f}} = \kappa_{\text{cond}}$. Above this line radiation dominates the heat transfer at the base of the accreted layer and the instability is well predicted by a traditional thin shell instability criterion. Since the scale height of the envelope $h = P/\rho g \ll R$, it has a positive heat capacity and is therefore subject to a thermal instability which occurs when the inequality

$$\left(\frac{\partial \epsilon_{\text{cool}}}{\partial T} \right)_p < \left(\frac{\partial \epsilon_{\text{nuc}}}{\partial T} \right)_p \quad (5)$$

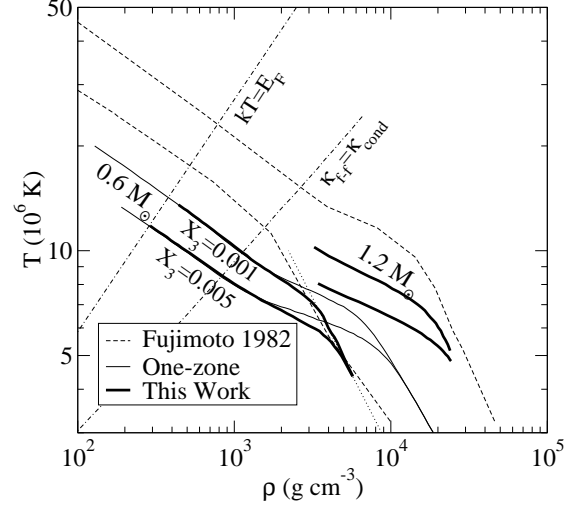


FIG. 5.— Conditions at the base of the H/He accreted layer at ignition of a classical nova for $M = 0.6 M_{\odot}$ and $M = 1.2 M_{\odot}$. The thin solid curves are the local condition given by equation (5), the dotted curves are the global ignition condition given by $L_{\odot}(T_b/10^8 \text{ K})^{2.5}(M/0.6 M_{\odot}) = M_{\text{ign}} \epsilon_N(\rho_b, T_b)$, and the thick curves are the actual conditions found for equilibrated models. The dashed lines are the base conditions from ignition calculations by Fujimoto (1982).

is satisfied at the base of the accreted material. Here ϵ_{nuc} is the energy generated by the fast component of nuclear burning; the important chains are $^{12}\text{C}(p, \gamma)^{13}\text{N}$ (the first step of CNO), $^1\text{H}(p, \beta^+ \nu)\text{D}(p, \gamma)^3\text{He}$ (the first two steps of the pp chains), $^3\text{He}(^3\text{He}, 2p)^4\text{He}$, and $^3\text{He}(\alpha, \gamma)^7\text{Be}(e^-, \nu)^7\text{Li}(p, \alpha)^4\text{He}$ (Clayton 1983). To represent local cooling due to heat transfer we define

$$\epsilon_{\text{cool}} \equiv \frac{g^2}{P^2} \frac{4acT^4}{3\kappa}, \quad (6)$$

reflecting the rate at which a thermal perturbation on the size of the pressure scale height, h , damps out. The use of division by the scale height in lieu of a derivative to form ϵ_{cool} is commonly termed a one-zone approximation. See Paczyński (1983) for an in-depth example. Equation (5) further approximates that the pressure response to a small temperature perturbation is negligible, a good approximation when $h \ll R$. This ignition condition is identical to that used by Fujimoto, Hanawa, & Miyaji (1981) to study X-ray bursts, though our notation is somewhat different. When the inequality of equation (5) is satisfied, thermal perturbations will grow since there is not sufficient cooling to halt the nuclear runaway. We evaluate the derivatives using our full equation of state and κ to obtain a maximum temperature at a given density for the base of H/He layer, shown as the thin solid curves in Figure 5 for the two values of X_{He} . When the base temperature in the H/He layer exceeds this value, ignition occurs. This agrees with the location of the turning point in the L - T_c relations in the radiative regime (See Figure 3).

In the radiative regime the opacity is due to free-free and at moderate temperatures the triggering nuclear reaction is $^3\text{He} + ^3\text{He}$ fusion. Both the heating and the cooling can be well approximated by power-laws, so that the ignition condition can be written in closed form. Expanding ϵ_{nuc} about $T = 10^7 \text{ K}$ and using an ideal gas equation of state, equation (5) becomes

$$\rho_{\text{ign}} \gtrsim 1.2 \times 10^3 \text{ g cm}^{-3} T_7^{-3.21} \left(\frac{X_3}{0.001} \right)^{-1/2} g_8^{1/2}, \quad (7)$$

where $T_7 = T/10^7$ K and $g_8 = g/10^8$ cm s $^{-2}$, matching the radiative portion of curves shown in Figure 5.

When the base of the envelope becomes degenerate, i.e. when $\kappa_{\text{cond}} \ll \kappa_{\text{f-f}}$, the turning point happens at a lower M_{acc} than the one-zone model predicts, as shown by the divergence of the thick lines in Figure 5 from the thin lines of the one-zone prediction. The second ignition mode has become important and involves an interaction between the radiative and conductive regions in the envelope. In order to clarify the envelope state in this global ignition mode, we now present how this maximum T_c arises from a simple analytical model when the base of the accreted layer is in the conductive region. Define T_b as the temperature at the base of the accreted layer; the location of the point of transition to conduction at the bottom of the radiative layer leads to $L = L_0(T_b/T_0)^{2.5}$, where L_0 and T_0 are fiducial parameters. Using a coefficient K_b to characterize the thermal conduction, the heat coming from the core is $L_{\text{core}} = K_b(T_c - T_b)/z_{bc}$ where z_{bc} is the distance below the base of the accreted layer at which $T = T_c$ and we ignore the dependence of K on temperature and density. If the nuclear heating during accumulation is approximated by $L_N = \epsilon_N(\rho_b, T_b)M_{\text{acc}}$, where ρ_b is the density at the base of the accreted layer derived from $P_b = gM_{\text{ign}}/4\pi R^2$, these quantities are related by $L = L_{\text{core}} + L_N$, neglecting compressional heating, or

$$T_c \simeq T_0 \left(\frac{L}{L_0} \right)^{0.4} + \frac{z_{bc}}{K} \left[L - M_{\text{acc}} \epsilon_N|_{7 \times 10^6 \text{ K}} \left(\frac{T_0}{7 \times 10^6 \text{ K}} \right)^{5.2} \left(\frac{L}{L_0} \right)^{2.1} \right] \quad (8)$$

Here we have taken $T_b = T_0(L/L_0)^{1/2.5}$ and expanded ϵ_N about $T = 7 \times 10^6$ K so as to quantify the temperature dependence of the burning rate in the regime of interest; only the $p + p \rightarrow {}^3\text{He}$ reaction chain is included at this low temperature. For low luminosities, T_c increases with L , but eventually the nuclear heating becomes strong enough that a maximum T_c is reached. With the outer temperature boundary of the conductive region set by the radiative-conductive transition and the inner temperature boundary fixed by the thermal inertia of the core, the heat released by nuclear processes cannot be transported out of the conductive region, and therefore builds up rapidly, leading to an explosion.

A simple approximation of the maximum of equation (8) is obtained by finding when the opposing terms, L and $M_{\text{acc}}\epsilon_N$, are comparable. This gives the simple form $L_0(T_b/T_0)^{2.5}(M/0.6M_\odot) = M_{\text{ign}}\epsilon_N(\rho_b, T_b)$. This expresses that M_{ign} is the accumulated mass for which the outgoing luminosity is wholly provided by nuclear burning, giving a maximal envelope state before CN runaway. By expanding ϵ_N at the lowest T point of the solid line for $M = 0.6M_\odot$, $T = 4.36 \times 10^6$ K, $\rho = 5.7 \times 10^3$ gr cm $^{-3}$, using only the pp reaction as above but including the screening correction, we obtain $\epsilon_N \propto T^{5.73}\rho^{1.17}$. The dotted line shown in Figure 5 is this form with the prefactor adjusted to fit the lowest temperature point of our actual envelope calculation for $M = 0.6M_\odot$ (the lower thick solid lines). Using an L - T_b relation fitted to the $\langle \dot{M} \rangle = 0$ line in Figure 1 gives a result that is parallel and only a factor of 2 lower in density, mostly due to the neglecting the inward-bound heat from the dropped term.

The dashed lines in Figure 5 give the results found by Fujimoto (1982) for $M = 0.6M_\odot$ (lower line) and $1.0M_\odot$ (upper line). Our results are consistent with these in the demonstration of two ignition modes. The largest difference is due to

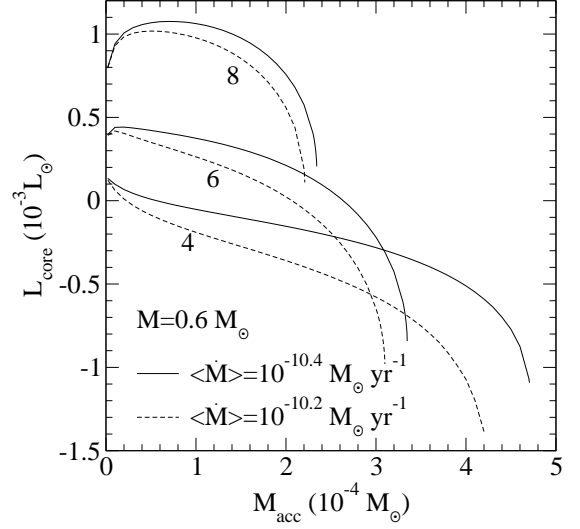


FIG. 6.— Luminosity exiting the WD core as a function of M_{acc} for several values of T_c as indicated in units of 10^6 K. All curves have $M = 0.6M_\odot$ and the solid curves have $\langle \dot{M} \rangle = 10^{-10.4} M_\odot \text{ yr}^{-1}$ while the dashed ones $\langle \dot{M} \rangle = 10^{-10.2} M_\odot \text{ yr}^{-1}$.

our inclusion of ${}^3\text{He}$ in the accreted matter as a nuclear energy source. Our calculation of ignition with $X_3 = 0$ is roughly 5% higher in temperature than Fujimoto (1982) in the radiation-transport dominated regime. Much of this 5% discrepancy is likely from our updated opacities.

4. THE THERMAL EQUILIBRIUM OF THE WHITE DWARF CORE

Section 2 introduced the envelope models which provide $L(M_{\text{acc}}, \langle \dot{M} \rangle, T_c, M)$. These same models also provide $L_{\text{core}}(M_{\text{acc}}, \langle \dot{M} \rangle, T_c, M)$, the luminosity passing through the base of the envelope from the core. The variation of L_{core} with M_{acc} at several T_c 's and two accretion rates is shown in Figure 6. Each of these curves extend in M_{acc} to the CN ignition¹ and make clear the amount of heat exchanged between the envelope and the WD core over the CN cycle, with core cooling occurring at low M_{acc} and core heating at high M_{acc} . This allows us to calculate an equilibrium core temperature, $T_{c,\text{eq}}$, where the heating and cooling of the core are equal over the CN cycle (Townsend & Bildsten 2002). At the onset of accretion in the binary, the WD core has $T_c < T_{c,\text{eq}}$ and is heated during the CN cycle. We now find the time it takes to reach $T_{c,\text{eq}}$ at a given $\langle \dot{M} \rangle$.

At low $\langle \dot{M} \rangle$ any long-term compression (expansion) of the WD core due to mass gain (loss) has little impact on the envelope (see Appendix A). Hence, for simplicity, we assume that the accumulated mass is ejected in a CN, keeping M constant. We begin by defining an average core heating rate presuming that M and T_c are constant while M_{acc} changes,

$$\langle L_{\text{core}} \rangle(\langle \dot{M} \rangle, T_c, M) = \frac{1}{t_{\text{CN}}} \int_0^{t_{\text{CN}}} L_{\text{core}}(M_{\text{acc}}(t), \langle \dot{M} \rangle, T_c, M) dt. \quad (9)$$

Using this $\langle L_{\text{core}} \rangle$ to make statements about the WD's evolution implicitly assumes that the star's only memory of the CN cycle is the net heat gained or lost during it, otherwise it returns to an identical state to that at the same stage in the previous cycle. Figure 7 shows the dependence of $\langle L_{\text{core}} \rangle$ on T_c

¹ The CN explosion has a negligible effect on the thermal content of the core due to its short duration compared to the envelope accumulation time.

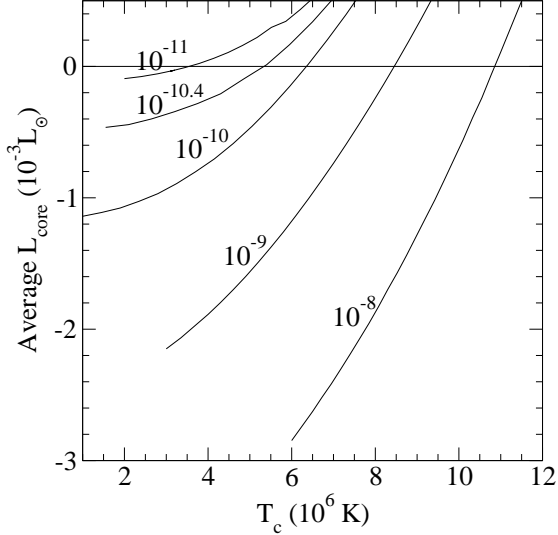


FIG. 7.— Time averaged luminosity escaping from the core during the accretion of matter up to a classical nova event. The curves have $\langle \dot{M} \rangle$ as indicated in units of $M_{\odot} \text{ yr}^{-1}$ and $M_{\text{WD}} = 0.6 M_{\odot}$.

for several accretion rates. We find that $\langle L_{\text{core}} \rangle$ increases with T_c from two effects: 1) The cooling luminosity is greater at higher T_c , causing stronger core cooling for small \dot{M}_{acc} , and 2) the maximum \dot{M}_{acc} is larger at lower T_c , allowing for a longer period of core heating when \dot{M}_{acc} is large. The equilibrium point where $\langle L_{\text{core}} \rangle = 0$ for $M = 0.6 M_{\odot}$ and $\langle \dot{M} \rangle = 10^{-10.4} M_{\odot} \text{ yr}^{-1}$, is $T_c \approx 5.5 \times 10^6$ K. For $T_c \approx T_{c,\text{eq}}$, the envelope transitions from a state which allows the core to cool at low \dot{M}_{acc} to a state which heats the core at high \dot{M}_{acc} . The positive slope of $\langle L_{\text{core}} \rangle$ at $T_c \approx T_{c,\text{eq}}$ implies that the equilibrium state is stable, i.e. a higher T_c at the same $\langle \dot{M} \rangle$ causes the core to radiate and lower its temperature. The figure also makes clear that $T_{c,\text{eq}}$ increases with $\langle \dot{M} \rangle$ in order to maintain equilibrium under the additional heat deposition.

The specific heat of the liquid WD core is $\approx 3k/\mu_i m_p$, where $\mu_i \approx 14$ is the ion mean molecular weight (see Appendix A). When $T_c < T_{c,\text{eq}}$, the core is heated by the envelope at the rate shown in Figure 7, allowing for a simple integration of

$$\langle L_{\text{core}} \rangle \approx -\frac{3kM}{\mu_i m_p} \frac{dT_c}{dt}, \quad (10)$$

to yield the time to reach the equilibrium. For a comparison which does not depend on the initial T_c , we approximate $\langle L_{\text{core}} \rangle \approx (T_c - T_{c,\text{eq}})(dL/dT_c)_0$ where the derivative is evaluated at the equilibrium point, giving the form $T_c - T_{c,\text{eq}} = (T_{\text{in}} - T_{c,\text{eq}})e^{-t/\tau}$ where $\tau = 3kM/\mu_i m_p (dL/dT_c)_0$. This e -folding time is 0.22, 0.32, 0.45 and 1.9 Gyr for $\langle \dot{M} \rangle = 10^{-8}$, 10^{-9} , 10^{-10} , and $10^{-11} M_{\odot} \text{ yr}^{-1}$ respectively. If $\langle \dot{M} \rangle$ changes on a timescale shorter than this, T_c will not be maintained at its equilibrium value. In previous work (Bildsten & Townsley 2003) we estimated $(dL/dT_c)_0 \approx 3k\langle \dot{M} \rangle/2\mu_e m_p$. This estimate matches the results from the full envelope calculations at $\langle \dot{M} \rangle \sim \text{few} \times 10^{-11} M_{\odot} \text{ yr}^{-1}$, but the actual $\langle \dot{M} \rangle$ dependence is much weaker than estimated due to complications introduced by the varying ignition mechanism and nuclear energy source. For example, heating of the core is relatively less efficient at $\langle \dot{M} \rangle \gtrsim 2 \times 10^{-10} M_{\odot} \text{ yr}^{-1}$ when the base of the accreted layer never becomes conductive.

The reheating time at a constant $\langle \dot{M} \rangle$ from a reasonable starting temperature can be calculated directly from equation (10) and the curves in Figure 7 for all but the highest accretion rates. The time for the core of a $0.6 M_{\odot}$ C/O WD to heat up from 2.5×10^6 K, corresponding to a cooling age 4 Gyr (Salaris et al. 2000), to 90% of the equilibrium temperature is 0.7 Gyr, 0.9 Gyr and 2.4 Gyr for 10^{-9} , 10^{-10} and $10^{-11} M_{\odot} \text{ yr}^{-1}$ respectively. The mass that must be transferred in the binary in each of these cases is thus 0.7, 0.09, and $0.024 M_{\odot}$. The latter values are quite reasonable expected fluxes in terms of evolution of cataclysmic variables (see Howell, Nelson, & Rappaport 2001), and thus WDs in CVs with $1.3 < P_{\text{orb}} < 2$ hours are expected to be in equilibrium. However, the flux necessary at $10^{-9} M_{\odot} \text{ yr}^{-1}$ is quite high, so that systems with $P_{\text{orb}} > 3$ hours are unlikely to have reached equilibrium. This will be mitigated to some degree by the fact that all of the $\sim 0.4 M_{\odot}$ transferred above the period gap occurs at $\langle \dot{M} \rangle > 10^{-9} M_{\odot} \text{ yr}^{-1}$ (Howell, Nelson, & Rappaport 2001), which has stronger core heating. A system which comes into contact at $P_{\text{orb}} \approx 6$ hours should be coming approximately into equilibrium when $P_{\text{orb}} \approx 3$ hours, just above the period gap. We defer a detailed calculation and discussion relating the evolution of the interacting binary and the thermal state of the WD to a companion paper (Townsley & Bildsten 2003).

5. CLASSICAL NOVAE IGNITION MASSES

The principal outcome of our calculations is the equilibrium temperature at which the heating and cooling of the WD core are balanced over the CN cycle. Once this equilibrium has been reached, observable quantities do not depend on the age of the WD, but rather on M and $\langle \dot{M} \rangle$, which are determined by the evolution of the binary system.

The top panel of Figure 8 shows $T_{c,\text{eq}}$ for a range of $\langle \dot{M} \rangle$. Curves for three values of M are shown, two for each with $X_{\text{He}} = 0.005$ and 0.001 , the upper and lower limits on expected values for the accreted material (e.g. D’Antona & Mazzitelli 1982; Iben & Tutukov 1984). The dependence of $T_{c,\text{eq}}$ on these parameters is complicated due to the fact that two transitions are taking place over this broad range of accretion rates. There are three regimes: (1) At $\langle \dot{M} \rangle \gtrsim 3 \times 10^{-10} M_{\odot} \text{ yr}^{-1}$, the thermonuclear runaway is well described by a one-zone model, and the dominant nuclear fuel triggering the explosion is ^3He , $T_{c,\text{eq}}$ increases with $\langle \dot{M} \rangle$ in order to balance the higher rate of heat deposition in the envelope. Larger X_{He} causes the CN explosion to happen sooner, thus truncating the heating phase relative to lower X_{He} and leading to a lower $T_{c,\text{eq}}$. The lower limit of this regime depends on M since higher gravity provides a more stable envelope in the one-zone model. (2) At $3 \times 10^{-11} \lesssim \langle \dot{M} \rangle / (M_{\odot} \text{ yr}^{-1}) \lesssim 3 \times 10^{-10}$ the one-zone model of ignition is no longer sufficient (see Section 3), but the dominant nuclear heat source is still ^3He . The contrast in $T_{c,\text{eq}}$ with M has become quite small, while the dependence on X_{He} remains. (3) At $\langle \dot{M} \rangle \lesssim 3 \times 10^{-11} M_{\odot} \text{ yr}^{-1}$, the dependence on X_{He} is mostly gone and the dominant nuclear heating source is pp.

While T_c is not directly observable, the resulting ignition masses, M_{ign} , can be compared to measured ejection masses. The bottom panel of Figure 8 shows M_{ign} for the equilibrated stars. This is the first self-consistent evaluation of the CN ignition mass since we use our calculated $T_{c,\text{eq}}(\langle \dot{M} \rangle)$. The ignition mass decreases as the mass of the WD increases. This dependence is familiar from previous work, but is usually

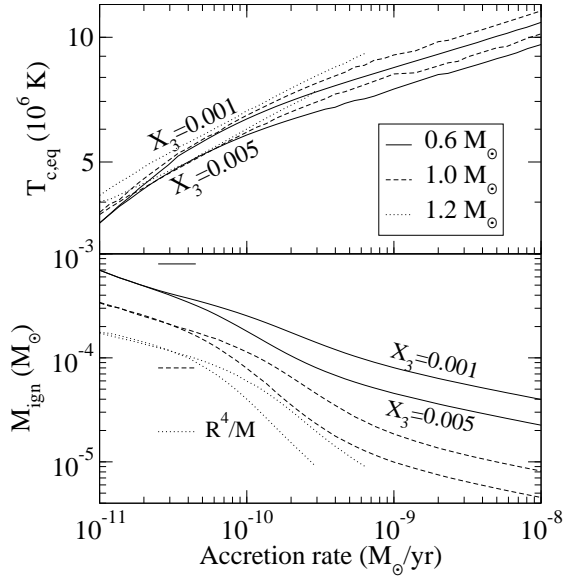


FIG. 8.— Equilibrium core temperature and mass of the accreted layer at classical nova ignition, M_{ign} as a function of time averaged accretion rate, $\langle \dot{M} \rangle$. Curves are shown for three WD masses, M , and two different mass fractions of ${}^3\text{He}$ at each M .

stated as the contrast expected for a constant ignition pressure, $P_{\text{ign}} \approx GMM_{\text{ign}}/4\pi R^4$, yielding $M_{\text{ign}} \propto R^4/M$. Clearly the ignition pressure for a fixed mass is not constant, as T_c changes with $\langle \dot{M} \rangle$, thus the simple scaling does not hold.

The contrast in nuclear energy contributions is clearly demonstrated; ${}^3\text{He}$ triggering has a pronounced effect on M_{ign} at $\langle \dot{M} \rangle > 10^{-10} M_{\odot} \text{ yr}^{-1}$ and barely any for $\langle \dot{M} \rangle < 4 \times 10^{-11} M_{\odot} \text{ yr}^{-1}$ where pp is the dominant contributor. Our M_{ign} values with $X_{3\text{He}} = 0.001$ are 1/2 to 1/4 of those found by Fujimoto (1982) (see his Figure 7), the fraction decreasing with increasing $\langle \dot{M} \rangle$. This difference is surprisingly small given that his $\langle \dot{M} \rangle$'s were order of magnitude estimates, in contrast to our self-consistent calculations. The grid of CN simulation results in Prialnik & Kovetz (1995) includes values of M_{ign} (their m_{acc}) for $M = 0.65, 1.0$ and $1.25 M_{\odot}$, $\langle \dot{M} \rangle = 10^{-10}, 10^{-9}$ and $10^{-8} M_{\odot} \text{ yr}^{-1}$ with $T_c = 10^7 \text{ K}$. For $M = 0.6$ and $1.0 M_{\odot}$ at 10^{-8} and $10^{-9} M_{\odot} \text{ yr}^{-1}$, we find about 1/2 of their M_{ign} for $X_{3\text{He}} = 0.001$. Whereas at $10^{-10} M_{\odot} \text{ yr}^{-1}$, again with $X_{3\text{He}} = 0.001$, we find 1, 1.4, and 3.1 times their M_{ign} at $M = 0.6, 1.0$, and $1.2 M_{\odot}$ respectively. We understand these differences as follows. At $\langle \dot{M} \rangle = 10^{-10} M_{\odot} \text{ yr}^{-1}$ our equilibrium temperature is less than 10^7 K thus leading to larger ignition masses. Second, our inclusion of ${}^3\text{He}$ in the accreted material decreases M_{ign} with respect to calculations which include only CNO enrichment leading to our lower M_{ign} values at the higher accretion rates where $T_{c,\text{eq}}$ is close to 10^7 K , and somewhat counteracting the affect of the lower T_c at $\langle \dot{M} \rangle = 10^{-10} M_{\odot} \text{ yr}^{-1}$.

Our calculations of M_{ign} agree quite well with those of MacDonald (1984) for $\langle \dot{M} \rangle \lesssim 10^{-10.5} M_{\odot} \text{ yr}^{-1}$. This is where pp burning dominates and the base of the accreted layer is degenerate at ignition. However, his $T_{c,\text{eq}}$'s were not reported. At larger $\langle \dot{M} \rangle \sim 10^{-9} - 10^{-8} M_{\odot} \text{ yr}^{-1}$ our M_{ign} are nearly a factor of 10 lower than MacDonald. This discrepancy is larger than can be explained by ${}^3\text{He}$ ignition. As discussed in MacDonald (1983), the “cold” models utilized in MacDonald (1984) leave

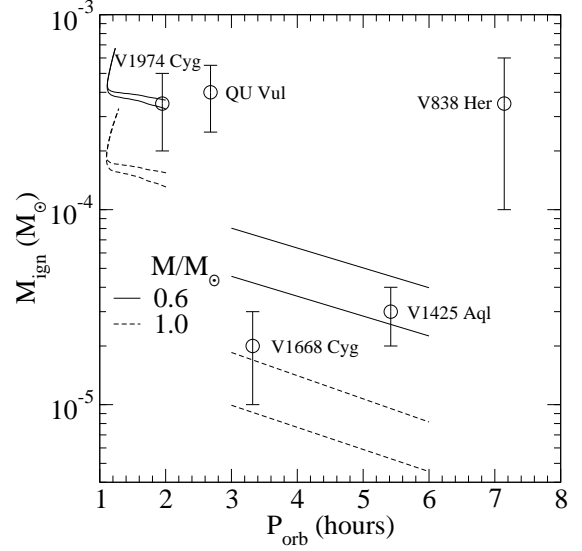


FIG. 9.— Comparison of our predicted classical nova ignition masses (M_{ign}) to measurements of classical nova ejected masses for systems which have a measured orbital period in Warner (2002). The ejected mass references are: V1974 Cyg (Gehrz et al. 1998), QU Vul (Shin et al. 1998), V1668 Cyg (Gehrz et al. 1998), V1425 Aql (Lyke et al. 2001), V838 Her (Gehrz et al. 1998). The two lines at each M as indicated are for $X_{3\text{He}} = 0.001$ and 0.005 , giving larger and smaller M_{ign} respectively. At low periods $\langle \dot{M} \rangle$ is that expected from gravitational radiation (Kolb & Baraffe 1999) and at $P_{\text{orb}} = 3$ and 6 hours we use $\langle \dot{M} \rangle = 10^{-9}$ and $10^{-8} M_{\odot} \text{ yr}^{-1}$ respectively, which is approximately that expected for above the period gap due to magnetic braking (Howell, Nelson, & Rappaport 2001).

out one of three ignition conditions. The omitted condition turns out to be quite similar to the one-zone condition and therefore essential at these higher $\langle \dot{M} \rangle$'s.

Accumulated masses are not directly measurable, but the mass ejected in a CN, M_{ej} , is known for many systems. A robust comparison between M_{ign} and M_{ej} would tell us whether the WD mass is increasing or decreasing on long timescales during accretion. Because M_{ign} depends on $\langle \dot{M} \rangle$, we must estimate $\langle \dot{M} \rangle$ for a given CN system, requiring us to know the orbital period and to make some presumption about its relationship to $\langle \dot{M} \rangle$. For $P_{\text{orb}} < 2$ hours, $\langle \dot{M} \rangle$ is that given by angular momentum loss due to gravitational radiation (Kolb & Baraffe 1999). For $P_{\text{orb}} > 3$ hours mass transfer is driven by magnetic braking. To approximate the standard model as presented in e.g. Howell, Nelson, & Rappaport (2001), we have used two values, $\langle \dot{M} \rangle = 10^{-9} M_{\odot} \text{ yr}^{-1}$ at $P_{\text{orb}} = 3$ hours and $\langle \dot{M} \rangle = 10^{-8} M_{\odot} \text{ yr}^{-1}$ at $P_{\text{orb}} = 6$ hours. A cross-comparison between M_{ign} and M_{ej} is shown in Figure 9, which shows M_{ign} for $M = 0.6$ and $1.0 M_{\odot}$ and $X_{3\text{He}} = 0.001$ and 0.005 . The five M_{ej} points, which have large errors, are those systems where both the orbital period and ejected mass are known. One of these systems, V1974 Cyg, has a kinematic WD mass estimate of $0.75 - 1.07 M_{\odot}$ (Retter, Leibowitz, & Ofek 1997). Other estimates are less certain. Due to the small number of points, large errors, and lack of measured WD masses, the comparison to the current data-set is not definitive, but does roughly agree, pointing out that most of the accreted mass is ejected during the CN. We have not found overwhelming evidence for excavation of the WD.

There are now over 50 CN with measured orbital periods (Warner 2002). Our ignition masses will allow for a calcu-

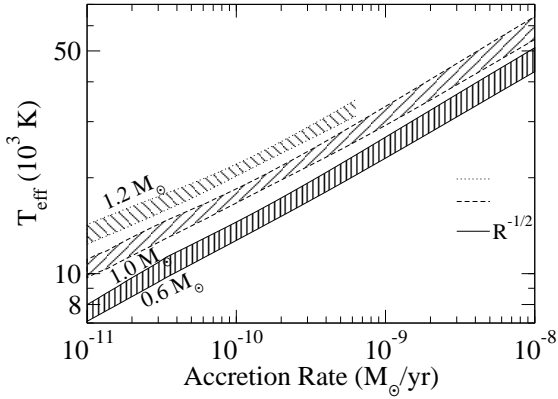


FIG. 10.— Ranges of WD T_{eff} as a function of accretion rate for WD mass $M = 0.6, 1.0$, and $1.2 M_{\odot}$ (bottom to top). The minimum is evaluated when $M_{\text{acc}} = 0.05 M_{\text{ign}}$ and the maximum when $M_{\text{acc}} = 0.95 M_{\text{ign}}$. For comparison, in 1 Gyr a $0.6(1.0) M_{\odot}$ isolated WD cools to $T_{\text{eff}} = 9 \times 10^3 (14 \times 10^3)$ K (Salaris et al. 2000).

lation of the CN orbital period distribution when combined with CV evolution. For example, the tenfold contrast in ignition mass above and below the period gap makes the CN occurrence rate nearly a factor of 100 lower below the period gap than above. Currently 10% of the CN are below the period gap, if these systems all suffer the same selection effects then the implied population below the period gap is 10 times the number of systems above the period gap.

Our envelope models also predict $T_{\text{eff}} = (L/4\pi R^2 \sigma_{\text{SB}})^{1/4}$ which increases with M_{acc} . Figure 10 shows, as a function of $\langle \dot{M} \rangle$ for $T_c = T_{c,\text{eq}}$, the range of T_{eff} traversed between $M_{\text{acc}} = 0.05 M_{\text{ign}}$ and $0.95 M_{\text{ign}}$ for $M = 0.6, 1.0$, and $1.2 M_{\odot}$. We find that the surface flux L does not depend strongly on mass, and thus roughly $T_{\text{eff}} \propto R^{-1/2}$. Short horizontal lines with this dependence are shown for comparison. The WD T_{eff} has been measured for a number of Dwarf Novae systems when the disk is in quiescence (Sion 1999), and a detailed comparison to such measurements is being published separately (Townsend & Bildsten 2003).

6. CONCLUSION AND DISCUSSION

A quasi-static WD envelope model has been used to find the equilibrium core temperature, $T_{c,\text{eq}}$ of an accreting WD under the approximation that exactly the accreted layer is ejected in each classical nova outburst. Such an equilibrium can be reached in $\lesssim 1$ Gyr, allowing for CVs to come close to equilibrium by the time they reach $P_{\text{orb}} \simeq 3$ hours, and insuring equilibration for $P_{\text{orb}} < 2$ hours. Having solved for $T_{c,\text{eq}}$ it is then possible to predict the CN ignition mass M_{ign} and the thermal contribution to the WD T_{eff} . This is the first determination of M_{ign} which utilizes a WD state determined from $\langle \dot{M} \rangle$ and the cooling and heating of the core during the CN buildup, making it fully self consistent. When compared

with several papers from the CN literature (Fujimoto 1982; Pringle & Kovetz 1995; MacDonald 1984) we find that the inclusion of ^3He leads to lower M_{ign} for $\langle \dot{M} \rangle \gtrsim 10^{-10} M_{\odot} \text{ yr}^{-1}$, and that for $\langle \dot{M} \rangle$ below this the particular author's assumption concerning T_c , which we calculate consistently, is a determining factor. When compared with observed ejected masses, our M_{ign} are compatible with $M_{\text{ej}} \simeq M_{\text{ign}}$. Had this comparison favored either $M_{\text{ej}} > M_{\text{ign}}$ or the opposite, the equilibrium would take place at some T_c such that L_{core} has the value appropriate for the implied secular change in core mass, which can be calculated using the formalism presented in Appendix A.

Over twenty Dwarf Novae have been observed in quiescence, when the accretion rate is low and the WD photosphere is detected and T_{eff} measured. The theoretical work presented here is compared to these observations in Townsend & Bildsten (2003), allowing us to constrain the WD mass and the time averaged accretion rate, $\langle \dot{M} \rangle$. We show there, for systems with $P_{\text{orb}} \lesssim 2$ hours, that if $\langle \dot{M} \rangle$ is given by gravitational radiation losses alone, then the WD masses are $> 0.8 M_{\odot}$. An alternative conclusion is that the masses are closer to $0.6 M_{\odot}$ and $\langle \dot{M} \rangle$ is 3-4 times larger than that expected from gravitational radiation losses.

It is well known that an isolated WD will pulsate when its T_{eff} is in the approximate range 11000-12000 K (Bergeron et al. 1995). While a difference in the atmospheric composition, H/He mixture under accretion versus pure hydrogen on the non-accreting case, will shift this range, it is likely that a similar pulsation mechanism will be active in accreting WDs. Our calculations indicate that accreting WDs with $M = 0.6-1.0 M_{\odot}$ should be near this range when $\langle \dot{M} \rangle = \text{few} \times 10^{-11} M_{\odot} \text{ yr}^{-1}$ (See Figure 10). This $\langle \dot{M} \rangle$ is typical of that expected in CVs when accretion is driven by emission of gravitational radiation, $P_{\text{orb}} < 2$ hours (Kolb & Baraffe 1999). In fact one system, GW Lib, has been found which does exhibit precisely this type of variability (Szkody et al. 2002; van Zyl et al. 2000). Using the interior models developed here, we are now undertaking a seismological study of these systems. This offers the tantalizing possibility of facilitating measurement of the WD mass and spin and determination of gross internal structural features such as the size of the accreted layer.

We thank Ed Sion for numerous conversations, Paula Szkody for up to date information on the DN observations, Brad Hansen for insights on modern WD modeling, Francesca D'Antona for questioning our equilibria, and the referee for constructive criticism. This research was supported by the National Science Foundation under Grants PHY99-07949 and AST02-05956. Support for this work was provided by NASA through grant AR-09517.01-A from STScI, which is operated by AURA, Inc., under NASA contract NAS5-26555. D. T. is an NSF Graduate Fellow and L. B. is a Cottrell Scholar of the Research Corporation.

APPENDIX

A. THE THERMAL STATE OF THE UNDERLYING WHITE DWARF

The thermal state of the WD core can affect the envelope structure through the heat flow into or out of it on the evolutionary times we are considering. Due to varying ejected mass in classical novae outbursts, we do not actually know whether the WD core is increasing or decreasing in mass. However, we show here that for a C/O core, the compression or decompression rate of the WD core will have little impact on the overall envelope calculations. This is less clear for those WDs with pure helium cores that are likely present in binaries below the period gap (e.g. Howell, Nelson, & Rappaport 2001). Our discussion follows closely the insights from Nomoto & Sugimoto (1977), Nomoto (1982), and Hernanz et al. (1988).

The WDs of interest here consist mostly of ^{12}C and ^{16}O so we construct the deep interior (far beneath the freshly accreted hydrogen and helium) using the degenerate electron equation of state for $\mu_e = 2$, neglecting the small ^{22}Ne fraction. The ions completely dominate the thermodynamics and thermal conductivity of the liquid WD interior. For a classical one component plasma (OCP) with ion separation, a , defined by $a^3 = 3/4\pi n_i$, where $n_i = \rho/Am_p$, the importance of Coulomb physics for the ions is measured by

$$\Gamma \equiv \frac{(Ze)^2}{akT} = 57.7\rho_6^{1/3} \left(\frac{10^7 \text{ K}}{T} \right) \left(\frac{Z}{8} \right)^2 \left(\frac{16}{A} \right)^{1/3}, \quad (\text{A1})$$

where $\rho_6 = \rho/10^6 \text{ gr cm}^{-3}$. We will work in the liquid regime, $\Gamma < 175$ (Potekhin & Chabrier 2000 and references therein). For a $0.6(1.2)M_\odot$ pure Oxygen WD, this requires that the core temperature, T_c , exceeds $5(16) \times 10^6 \text{ K}$ (this is within the range expected for the low mass WDs from section 5). Following the recent work of DeWitt, Slattery, & Chabrier (1996) and Chabrier & Potekhin (1998), we used the linear sum rule to evaluate the Coulomb energy in the mixed liquid phase and the resulting specific heat, c_V . We then integrated throughout the stellar model to find the total heat capacity of the white dwarf, $C_V = \int c_V dM$, as a function of the isothermal WD temperature. In agreement with Potekhin & Chabrier (2000), we find that C_V is nearly that of a classical crystal, $C_V = 3k(M/\mu_i m_p)$, for temperatures in the range of the melting value and slightly above and below.

Electron conduction dominates the heat transport in the deep liquid WD interior and we use the work of Yakovlev & Urpin (1980) for our estimates of the thermal conductivity, K , when electron-ion collisions dominate. For an isothermal WD, the time it takes for conduction to transport heat from the outside edge, R , to an interior radius r is

$$t_{\text{cond}} = \frac{1}{4} \left(\int_r^R \left(\frac{c_V}{\rho K} \right)^{1/2} \rho dr \right)^2, \quad (\text{A2})$$

as shown by Henyey & L'Ecuyer (1969). This is just a slightly more sophisticated version of what Nomoto & Sugimoto (1977) call $\tau_h = c_V \rho H_p^2 / K$, the time for heat transport across a pressure scale height, H_p . Since c_V is nearly independent of temperature, the main T scaling of t_{cond} is from the conductivity, yielding $t_{\text{cond}} \propto 1/T$. Figure A11 plots t_{cond} as a function of the mass location within pure, isothermal ($T = 10^7 \text{ K}$) carbon WDs of masses $M = 0.4, 0.6, 0.8, 1.0$ and $1.2 M_\odot$. The timescale is only slightly different for pure oxygen WD's.

The compression of the WD interior is adiabatic if accretion compresses it on a timescale much shorter than $t_{\text{cond}} \approx (2-4) \times 10^7 (10^7 \text{ K}/T) \text{ yr}$. To relate the compression rate to \dot{M} , we start at the WD core and write $d \ln \rho_c / dt = (d \ln \rho_c / d \ln M) d \ln M / dt$ (e.g. Nomoto 1982). For a low-mass WD, $\alpha = d \ln \rho_c / d \ln M = 2$, but α increases as M approaches the Chandrasekhar mass, having values of $\alpha = 3.27, 4.26, 6.17$, and 10.71 for $M = 0.6, 0.8, 1.0$, and $1.2 M_\odot$. For example, the accretion rate required to adiabatically compress the interior of a $0.8 M_\odot$ WD when $T = 10^7 \text{ K}$ is $> 6 \times 10^{-9} M_\odot \text{ yr}^{-1}$. Simulations for rates this rapid have been carried out (e.g. Nomoto & Iben 1985) and clearly show the central adiabatic compression. Since the ions dominate the entropy there, we calculate the adiabat in the liquid state using the internal energy given by Chabrier & Potekhin (1998) to find

$$\left(\frac{d \ln T}{d \ln \rho} \right)_{\text{ad}} \approx \frac{0.91 + 0.14 \Gamma^{1/3}}{1.22 + 0.41 \Gamma^{1/3}}, \quad (\text{A3})$$

within 1% of the adiabat given by Hernanz et al. (1988) for $\Gamma > 1$ to crystallization. For accretion rates where the compression time and conduction time are comparable, there is clearly time for heat to be transported, but not adequate time for maintaining an isothermal core.

However, for $\dot{M} \ll 6 \times 10^{-9} M_\odot \text{ yr}^{-1}$, there is time for the core to remain isothermal under the compression (Hernanz et al. 1988), simplifying the treatment of the WD core for the \dot{M} 's of most interest to us. Unlike our treatment of the atmosphere, for the deep interior, we need to account for the changing global structure of the WD. Nomoto (1982) showed that this is greatly simplified by rewriting the entropy equation in terms of the variable $q = M_r / M$, where M_r is the mass interior to r and M is the total mass. Under accretion, we relate $\dot{q}/q = \dot{M}_r / M_r - \dot{M}/M$, and rewrite the time derivative as $d/dt = \partial/\partial t|_q + \dot{q} \partial/\partial q|_t$. In the entropy equation, we want the Lagrangian time derivative $d/dt|_{M_r}$, so that $\dot{q} = -q\dot{M}/M$, and the entropy equation simply becomes

$$T \left(\frac{\partial s}{\partial t} \right)_q - T \frac{d \ln M}{dt} \left(\frac{\partial s}{\partial \ln q} \right)_t = - \frac{\partial L_r}{\partial M_r}, \quad (\text{A4})$$

under the action of compression. Integrating this equation tells us the luminosity exiting the surface of the WD core

$$L = \frac{d \ln M}{d \ln t} \int_0^M T \left(\frac{\partial s}{\partial \ln q} \right)_t dM_r - \int_0^M T \left(\frac{\partial s}{\partial t} \right)_q dM_r, \quad (\text{A5})$$

as clearly written by Nomoto & Sugimoto (1977).

The advantage to writing the terms in this manner becomes apparent once we use

$$ds = \frac{k}{\mu_i m_p} [a d \ln T - b d \ln \rho], \quad (\text{A6})$$

where $a = 1.22 + 0.41 \Gamma^{1/3}$, and $b = 0.91 + 0.14 \Gamma^{1/3}$ are presumed to be roughly constant throughout the WD. If the ions were an ideal gas, $a = 3/2$ and $b = 1$. Presuming that the WD core is always isothermal at $T = T_c$, then equation (A5) becomes

$$L \frac{\mu_i m_p}{k T_c} = - \frac{d \ln M}{dt} \int_0^M b \left(\frac{d \ln \rho}{d \ln q} \right)_t dM_r - a M \frac{d \ln T_c}{dt} + \int_0^M b \left(\frac{d \ln \rho}{d \ln M} \right)_q \frac{d \ln M}{dt} dM_r. \quad (\text{A7})$$

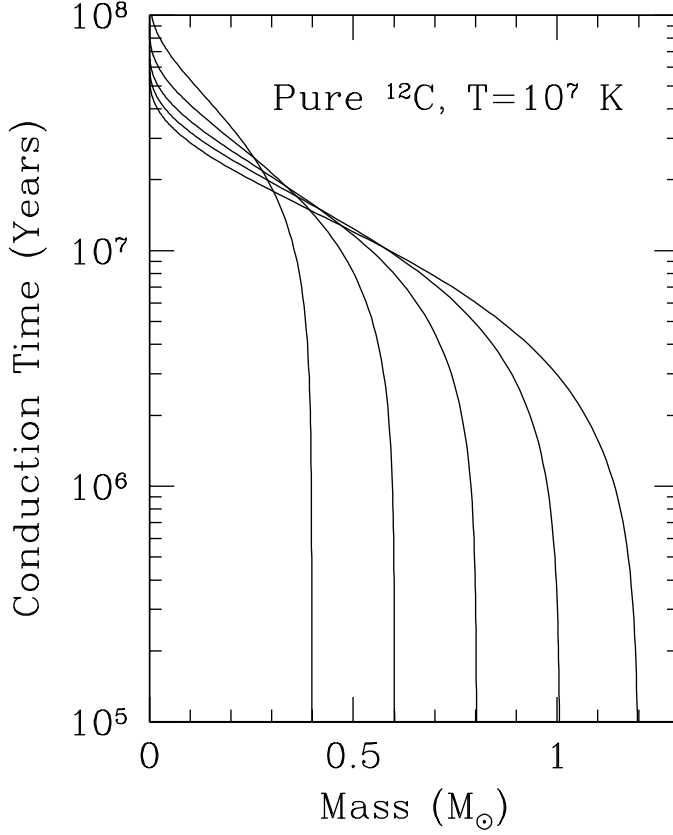


FIG. A11.— The thermal conduction time (t_{cond} in equation [A2]) from the exterior of a pure carbon WD to an interior mass point. The curves are for isothermal WDs ($T = 10^7$ K) with masses $M = 0.4, 0.6, 0.8, 1.0$ and $1.2M_{\odot}$.

We rewrite this more clearly by regrouping terms to obtain

$$L + \frac{aMk}{\mu_i m_p} \frac{dT_c}{dt} = -\frac{bkT_c}{\mu_i m_p} \frac{d \ln M}{dt} \int_0^M \left[\left(\frac{d \ln \rho}{d \ln q} \right)_t - \left(\frac{d \ln \rho}{d \ln M} \right)_q \right] dM_r. \quad (\text{A8})$$

The term $d \ln \rho / d \ln M|_q$ is the generalization of the piece discussed earlier in the context of the central point. It gives the compression rate at a fixed mass coordinate, q , due to accretion. Nomoto (1982) showed that it is independent of q within the deep interior, so that $\alpha = d \ln \rho_c / d \ln M \approx d \ln \rho / d \ln M|_q$, and equation (A8) becomes

$$L + \frac{aMk}{\mu_i m_p} \frac{dT_c}{dt} = \frac{\alpha bkT_c}{\mu_i m_p} \frac{dM}{dt} - \frac{bkT_c}{\mu_i m_p} \frac{d \ln M}{dt} \int_0^M M_r d \ln \rho, \quad (\text{A9})$$

where the last term gets large near the surface and is evaluated in Appendix B as part of the outer envelope integration (see equation B3). At $\Gamma \approx 80$, $a = 3$ and $b = 1.5$, so for a $M = 0.8M_{\odot}$ WD we get the simple relation for compression of the deep interior of the WD

$$L + \frac{aMk}{\mu_i m_p} \frac{dT_c}{dt} = \frac{6.4kT_c}{\mu_i m_p} \frac{dM}{dt}, \quad (\text{A10})$$

implying that the core can remain at a fixed temperature during compression from accretion as long as the exiting luminosity is

$$L_{\text{core}} = \frac{6.4kT_c}{\mu_i m_p} \frac{dM}{dt}. \quad (\text{A11})$$

Comparison of this with the corresponding estimate for the accreted layers from Appendix B, equation (B4), demonstrates that, even if the WD core is accumulating mass on a secular timescale (i.e. no ejection of matter), then, since $\mu_i \approx 14$, such an exiting luminosity as L_{core} would be a small perturbation on the thermal state of the envelope. This statement would change for a helium WD, where $\mu_i = 4$, in which case the core luminosity could modify the envelope structure.

B. ANALYTICAL ENVELOPE INTEGRATION

Here we present the integration of equation (3) from Section 2 using a simple model for a WD consisting of a radiative outer envelope and a degenerate deeper layer that is isothermal. Dropping the nuclear burning and the time derivative term from equation (1) leads to the integral

$$L = \langle \dot{M} \rangle \int_0^P T \frac{ds}{dP} dP. \quad (\text{B1})$$

To allow a simple integration, in the envelope we make the approximation that the luminosity is constant with depth and that the opacity has the form $\kappa \propto \rho T^{-3.5}$ so that $P^2 \propto T^{8.5}$. The entropy of an ideal gas is $s = k \ln(T^{3/2}/\rho)/\mu m_p$, which can be expressed in terms of pressure alone, allowing evaluation of ds/dP , and

$$L_{\text{env}} = 0.41 \frac{k}{\mu m_p} \langle \dot{M} \rangle \int T \frac{dP}{P} = 1.75 \langle \dot{M} \rangle \frac{k T_c}{\mu m_p}. \quad (\text{B2})$$

Where $P^2 \propto T^{8.5}$ has been used to evaluate the integral, the term from the outer boundary has been dropped, and the pressure at the inner boundary (the transition to degeneracy) has been written in terms of T_c .

The degenerate section is nearly isothermal and the entropy is completely in the ions, so that $s = k \ln(T^{3/2}/\rho)/\mu_i m_p$, and the density is related to the pressure by $P \propto \rho^{5/3}$ from the surrounding non-relativistic degenerate electrons. From this ds/dP can be evaluated, but some limits must be chosen. The lower limit is the pressure at which the transition to degeneracy occurs, this is simply $P_{\text{tr}} = T_c^{5/2}$ in cgs units for a solar mixture. The upper limit is the pressure at the base of the accreted envelope $P_{\text{base}} = g M_{\text{acc}}/4\pi R^2$. From our results, at $\langle \dot{M} \rangle = 10^{-10} M_{\odot} \text{ yr}^{-1}$, $T_c = 8 \times 10^6 \text{ K}$ and $M_{\text{ign}} = 3 \times 10^{-4} M_{\odot}$. Using these values gives $P_{\text{tr}} = 1.8 \times 10^{17} \text{ erg cm}^{-3}$ and $P_{\text{base}} = 6.5 \times 10^{18} \text{ erg cm}^{-3}$ and thus

$$L_{\text{deg}} = \frac{3}{5} \frac{k T_c}{\mu_i m_p} \langle \dot{M} \rangle \int d \ln P = 2.15 \langle \dot{M} \rangle \frac{k T_c}{\mu_i m_p}. \quad (\text{B3})$$

Although the limits taken actually depend on T_c , they appear in a logarithm so only the strongest temperature dependence is shown explicitly. Using $\mu/\mu_i = 0.6/1.3$ for solar material to eliminate μ_i and adding the luminosity from the nondegenerate and degenerate portions of the accreted layer gives

$$L \approx \frac{3 \langle \dot{M} \rangle k T_c}{\mu m_p}. \quad (\text{B4})$$

This fiducial estimate of the compressional heating proves helpful in our analytic understanding of our initial results.

REFERENCES

- Alcock, C. & Illarionov, A. 1980, *ApJ*, 235, 534
 Althaus, L. G. & Benvenuto, O. G. 1997, *ApJ*, 477, 313
 Bildsten, L. & Townsley, D. M. 2003, *NATO Science Series II – Mathematics, Physics and Chemistry*, Vol. 105, p. 313., (Kluwer), (astro-ph/0209197)
 Bergeron, P., Wesemael, F., Lamontagne, R., Fontaine, G., Saffer, R. A., & Allard, N. F. 1995, *ApJ*, 449, 258
 Caughlan, G. R. & Fowler, W. A. 1988, *ADNDT*, 40, 283
 Chabrier, G. & Potekhin, A. Y. 1998, *Phys. Rev. E*, 58, 4941
 Chabrier, G., Brassard, P., Fontaine, G., & Saumon, D. 2000, *ApJ*, 543, 216
 Clayton, D. D. 1983, *Principles of Stellar Evolution and Nucleosynthesis*, (Chicago: University of Chicago Press)
 D’Antona, F. & Mazzitelli, I. 1982, *ApJ*, 260, 722
 Deloye, C. & Bildsten, L. 2002, *ApJ*, 580, 1077
 DeWitt, H., Slattery, W. & Chabrier, G. 1996, *Physica B*, 228, 21
 Diaz, M. P. & Bruch, A. 1997, *A&A*, 322, 807
 Farouki, R. T. & Hamaguchi, S. 1993, *Phys. Rev. E*, 47, 4330
 Fontaine, G., Brassard, P., & Bergeron, P. 2001, *PASP*, 113, 409
 Fujimoto, M. Y., Hanawa, T., & Miyaji, S. 1981, *ApJ*, 247, 267
 Fujimoto, F. Y. 1982, *ApJ*, 257, 767
 Gehrz, R. D., Truran, J. W., Williams, R. E., & Starrfield, S. 1998, *PASP*, 110, 3
 Godon, P. & Sion, E. M. 2002, *ApJ*, 566, 1084
 Hansen, B. M. S. 1999, *ApJ*, 520, 680
 Henyey, L. & L’Ecuyer, J. 1969, *ApJ*, 156, 549
 Hernanz, M., Isern, J., Canal, R., Labay, J. & Mochkovitch, R. 1988, *ApJ*, 324, 331
 Howell, S. B., Nelson, L. A., & Rappaport, S. 2001, *ApJ*, 550, 897
 Iben, I., Fujimoto, M. Y. & MacDonald, J. 1992, *ApJ*, 384, 580
 Iben, I., Jr., Fujimoto, M. Y., & MacDonald, J. 1992, *ApJ*, 388, 521
 Iben, I., Jr. & MacDonald, J. 1985, *ApJ*, 296, 540
 Iben, I., Jr. & Tutukov, A. V. 1984, *ApJ*, 284, 719
 Ichimaru, S. 1993, *Rev. Mod. Phys.*, 65, 255
 Iglesias, C. A., & Rogers, F. J. 1996, *ApJ*, 464, 943
 Itoh, N., Mitake, S., Iyetomi, H., & Ichimaru, S. 1983, *ApJ*, 273, 774
 Kolb, U. & Baraffe, I. 1999, *MNRAS*, 309, 1034
 Lyke, J. E. et al. 2001, *AJ*, 122, 3305
 MacDonald, J. 1983, *ApJ*, 267, 732
 MacDonald, J. 1984, *ApJ*, 283, 241
 Mestel, L. 1952, *MNRAS*, 112, 583
 Murillo, M. S. 2000, *Phys. Rev. E*, 62, 4115
 Nomoto, K. 1982, *ApJ*, 253, 798
 Nomoto, K. & Iben, I. 1985, *ApJ*, 297, 531
 Nomoto, K. & Sugimoto, D. 1977, *PASJ*, 29, 765
 Ogata, S., Iyetomi, H., & Ichimaru, S. 1991, *ApJ*, 372, 259
 Paczyński, B. 1983, *ApJ*, 267, 315
 Paquette, C., Pelletier, C., Fontaine, G., & Michaud, G. 1986, *ApJS*, 61, 177
 Potekhin, A. Y. & Chabrier, G. 2000, *Phys. Rev. E*, 62, 8554
 Prialnik, D. & Kovetz, A. 1995, *ApJ*, 445, 789
 Pringle, J. E. 1988, *MNRAS*, 230, 587
 Retter, A., Leibowitz, E. M., & Ofek, E. O. 1997, *MNRAS*, 286, 745
 Salaris, M., García-Berro, E., Hernanz, M., Isern, J., & Saumon, D. 2000, *ApJ*, 554, 1036
 Shin, J.-Y., Gehrz, R. D., Jones, T. J., Krautter, J., Heidt, J., & Hjellming, R. M. 1998, *AJ*, 116, 1966
 Sion, E. M. 1995, *ApJ*, 438, 876
 Sion, E. M. 1999, *PASP*, 111, 532
 Szkody, P., Gänsicke, B. T., Howell, S. B. & Sion, E. M. 2002 *ApJ*, 575, L79
 Townsley, D. M. & Bildsten, L. 2002, *ApJ*, 565, L35

- Townsley, D. M. & Bildsten, L. 2003, submitted to ApJ Letters.
- van Zyl, L., Warner, B., O'Donoghue, D., Sullivan, D., Pritchard, J., & Kemp, J. 2000, *Baltic Astronomy*, 9, 231
- Wallenborn, J. & Baus, M. 1978, *Phys. Rev. A*, 18, 1737
- Warner, B. 2002, AIP Conf. Proc. 637: Classical Nova Explosions, 3 (astro-ph/0206452)
- Warner, B. 1995, *Cambridge Astrophysics Series*, Cambridge, New York: Cambridge University Press
- Wood, M. A. 1995, in *White Dwarfs*, ed. D. Koester, & K. Werner (Berlin: Springer), 41
- Yakovlev, D. G. & Urpin, V. A. 1980, *Soviet Astron.*, 24, 303