

Fast n -point correlation functions and three-point lensing application

Lucy Liuxuan Zhang^{a,b} Ue-Li Pen^{a,c}

^a*Canadian Institute for Theoretical Astrophysics,
University of Toronto, M5S 3H8, Canada*

^b*pet_fat@cita.utoronto.ca*

^c*pen@cita.utoronto.ca*

Abstract

We present a new algorithm to rapidly compute the two-point (2PCF), three-point (3PCF) and n -point (n -PCF) correlation functions in roughly $O(N)$ time for N particles, instead of $O(N^n)$ as required by brute force approaches. This technique exploits node-to-node correlations of a recursive bisectional binary tree. A balanced tree construction minimizes the depth of the tree and the worst case error at each node. The algorithm presented in this paper can be applied to problems with arbitrary geometry.

We describe the detailed implementation to compute the two point function and all eight components of the 3PCF for a two-component field, with attention to shear fields generated by gravitational lensing. We also generalize the algorithm to compute the n -point correlation function for a scalar field in k dimensions where n and k are arbitrary positive integers.

Key words: statistics – large-scale structure – gravitational lensing.

PACS: 98.62.Sb

1 Introduction

The correlation functions are important tools for computation and analysis in many areas of astrophysics. They are introduced into modern cosmology by people such as Totsuji & Kihara (1969) and Peebles (1973). For a scalar field $\rho(\mathbf{X})$, the two-point correlation function (2PCF) ξ_2 and the three-point correlation function (3PCF) ξ_3 are defined as

$$\xi_2(r) = \langle \rho(\mathbf{X}_1) \rho(\mathbf{X}_2) \rangle \quad (1)$$

and

$$\xi_3(r_1, r_2, r_3) = \langle \rho(\mathbf{X}_1)\rho(\mathbf{X}_2)\rho(\mathbf{X}_3) \rangle \quad (2)$$

where r is the distance between \mathbf{X}_1 and \mathbf{X}_2 , and r_i represents the distance between \mathbf{X}_j and \mathbf{X}_k such that $i \neq j \neq k$.

The n -point correlation function (n -PCF) of a scalar field $\rho(\mathbf{X})$ is a function of all the possible arrangements of n points chosen from the system. As a function of configurations, the value of the n -point function is the expectation value of the product of the field quantity ρ , sampled at a set of n points conforming to a specific configuration. The one-point correlation function (1PCF) is simply the weighted average of ρ over all data points; in the case of the 2PCF, the spacial configuration is characterized by the separation between two points. From the definition of the ensemble average, the n -point correlation function for a system of N points can be computed by looping through all combinations of n points, determining the configuration category for each combination, and accumulating necessary statistics, such as the sum of products of the weighted ρ 's and that of the weights, under the appropriate configuration category. Outside of the loop, we divide the sum of the products of the weighted ρ 's by the sum of the products of their weights for each configuration to obtain the expectation value of the product of ρ 's at any n points as a function of configurations. This brute force approach amounts to a loop through $N(N-1)\dots(N-n+1)$ combinations, which is intrinsically a $O(N^n)$ computation. For N of astronomical interest, such significant cost makes it impossible to compute by brute force the full correlation function of order n greater than two.

In fact, even for $n=2$, more efficient algorithms are often necessary and have been developed. Early applications (Pen et al., 2002) of the two point function summed pairs, which is an $O(N^2)$ algorithm. Since an auto-correlation is a convolution, several procedures exist to reduce it to $O(N \log N)$ using either fast Fourier transforms (Pen et al., 2003) or tree summation (Barnes & Hut, 1986). In the astrophysical literature, algorithms to compute arbitrary order correlations have been presented by Moore et al. (2001). These are reported to scale as $O(N^{3/2})$ for the 2PCF computation.

In this paper, we will describe a new, general and fast algorithm for the n -PCF computation in arbitrary dimensions, with focus on the implementation of correlation functions in 2D weak lensing data analyses. As mentioned in Schneider & Lombardi (2003), the two-point correlation function has been a popular method to analyze lensing data because it can be easily observed and cheaply computed; in addition, all second-order statistical measures can be derived in terms of the two-point function. On the other hand, Pen et al. (2003) used the three-point correlation function to measure the skewness of

the shear which helps break the $\Omega - \sigma_8$ degeneracy. As expected, the 3PCF is computationally much more complex and expensive. To date, it has not been practical to compute the full 3PCF for more than 10^5 particles although Pen et al. (2003) achieved it with a complicated, but still expensive, FFT algorithm. All other detections of the 3PCF or higher moments merely take into account sparse subsets of the possible configurations, such as the equilateral triangles (Santos et al., 2002). Even the computation of a partial 3PCF required the use of a supercomputer (Sandvik & Magueijo, 2001). The challenge of computing the *full* 3PCF is also illustrated by Verde et al. (2002), who used only two different triangle configurations to estimate the bispectrum, significantly reducing the number of triangles from $75\,792^3 \sim 4 \times 10^{14}$ to 80×10^6 . Eriksen et al. (2003) estimated the n -PCF in $O(N^n)$ time with a small prefactor for Monte Carlo analysis. They also pointed out that higher order n -point correlation functions are notorious for being computationally expensive.

Fortunately, the new algorithm developed here makes it tractable to handle rapidly increasing cosmological data sets. Now using a single-processor machine, we are able to compute the full shear 3PCF for 121 183 galaxies, a task deemed infeasible by Verde et al. (2002), to acceptable accuracy within a few hours. Besides its speed, it is superior to the existing 3PCF FFT algorithm (Pen et al., 2003) in its freedom from geometric restrictions.

Before proceeding further, we would like to introduce the important concept of the 'open angle'¹, as the angular size as seen from another node in the configuration. This paper consists of six sections. In section 2, we describe in detail the construction of the recursive bisectional binary tree which is the basis for rapid computation of the n -PCF. In section 3, we show how to compute the 2PCF using the tree by first discussing the process of 'subdivision' and its dependence on the 'open angle', then reviewing the accumulation of two-point statistics and, for a spin-2 field, our choice of coordinates for a given pair of nodes. In section 4, we conveniently extend the method for computing the 2PCF to accommodate the 3PCF. The algorithm is further generalized in section 5 to compute correlation functions of arbitrary order in a k -dimensional space. Section 6 is devoted to address the speed and efficiency of the overall performance, as well as the accuracy, with empirical performance results from 3PCF computations. Finally, we review all the procedures taken to compute the correlation functions, and conclude with potential applications of the method in section 7.

¹ The term 'open angle' is coined by Barnes & Hut (1986)

2 Build Tree in 2D

We use the monopole bisectional binary tree described in Pen (2003) and node-to-node interactions to compute the n -PCF.

The tree needs be constructed only once, and remains useful thereafter for computing correlation functions of arbitrary order. For this reason, we should invest sufficient computing resources into this step to minimize the worst case error arising from the utilization of the tree method. In order to achieve this, we exploit a monopole tree decomposition.

One starts by defining a 'root' node which contains all particles. For nodes where only one particle is present, we simply store the information about that particle with the node. We never subdivide a single-particle node.

For any node containing more than one particle, the longest node extent is defined as the line joining the weighted centre of mass (COM) and the particle furthest from the COM; the length of the longest node extent is called the size of the node. We orthogonally project all the particles onto the longest node extent, and choose the 'weighted midpoint' to be a point on the line which divides the longest node extent evenly in the following sense. In the case where the number of particles in the node is even, the 'weighted midpoint' divides the longest node extent into two rays which contain an equal number of projected particles; otherwise, the particles in one ray would outnumber those in the other ray by exactly one. When it is necessary to subdivide the node, we spatially separate the node into two subnodes by a cut perpendicular to the longest node extent and through the 'weighted midpoint'. This method of partitioning space is demonstrated for a sample of seven points in figure 1. When walking the tree, the size of a node is a crucial piece of information for the 'open angle' test to be discussed in section 3.1.2.

For a data set containing N particles where N is an integer power of 2, we always find an exactly equal number of particles in all nodes situating at the same level of the tree hierarchy; otherwise, it is possible for a minority (ie. less or equal to half) of the nodes to contain one fewer particle than the other nodes at the same level. The bisectional binary tree constructed for seven particles is populated as shown in figure 2. The resulting binary tree is balanced, and the depth of the tree is pre-determined to be $1 + \log_2 N$ rounded up to the next integer. This tree is fast to build. At each level of the tree, the sorting and bisection only costs $O(N \log N)$ time for N particles. Since there are $\sim \log_2 N$ levels in the tree, the total cost of building the tree is $O(N(\log N)^2)$.

We keep track of the position of a node in the hierarchical tree structure by

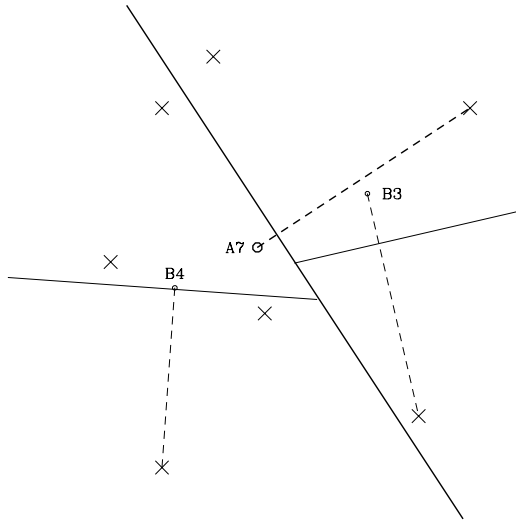


Fig. 1. For a set of seven points, we first find the weighted average position; in this plot, it is simply the centre of mass because we choose equal weight for each point. We subdivide each node by cutting through a weighted midpoint perpendicular to the line connecting the weighted centre of mass and the furthest particle from it.

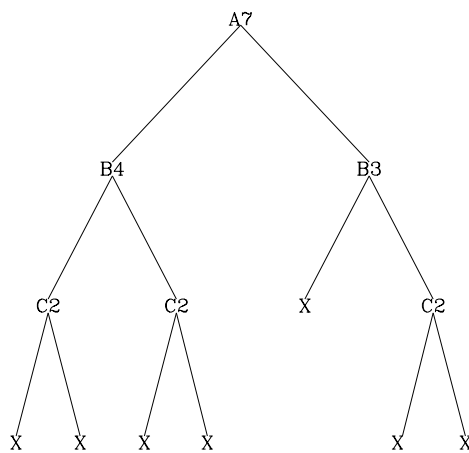


Fig. 2. The figure shows the population of a bisectional binary tree constructed for seven particles. The number at each node indicates the number of particles occupying that node. We draw our tree upside down following the convention of computer scientists. In our discussions, A is called the 'root' node and X the leaves; thus, descent means moving from the root toward the leaves.

using an index lookup table². The index lookup table is a $(2N - 1) \times 2$ array, intended to contain the indices of the two subnodes for each of the $2N - 1$ non-empty nodes. A node is either a leaf, when it contains a single particle, or a compound node, if it is composed of two distinct subnodes. We reserve the first N rows of the table for the N leaves, numbered in the order of input, and assign to their entries the value of their own index. The next $N - 1$ rows carry indices of the subnodes belonging to the remaining $N - 1$ compound nodes which are numbered dynamically from the 'root' down during the process of tree building. In general, the entries in the i^{th} row of the table hold the indices of the two daughter nodes of the i^{th} node. Near the bottom of the tree where a node contains a leaf as one of its subnodes, the corresponding entry in the index lookup table yields an index smaller than N , thus pointing back to the first N rows of the table. When walking the tree, the relation that the index of a node is smaller than N is often interpreted as a terminating signal for subdivisions which we will discuss further in section 3.1.

The weight of a compound node is the sum of the weights of its member particles. For the purpose of weak lensing data analysis, we choose the weight of a particle, ie. a galaxy, to be the inverse noise squared. For a single-particle node, the size of the node is the same as that of the particle. Since the particle size only has to be small enough not to interfere with the 'open angle' test, and nonzero for numerical convenience, we can treat the particle roughly like a point, with a small nonzero extent of 10^{-5} .

We summarize the useful information to be stored in each indexed node as follows:

- the weighted centre of mass
- the size of the node
- the weight of the node
- other weighted average quantities of interest.

3 Two-Point Correlation Function

The two-point correlation function has a wide range of applications, including that in weak gravitational lensing data analysis. It can be computed cheaply, and is relatively easy to obtain from lensing surveys. Here, we discuss a node-node 2PCF construction. This approach is different from the 2PCF computation by Pen et al. (2003) which is particle-node based and costs $N \log N$. This node-node method costs $O(N)$ once the tree has been built. For a flat survey geometry, the two-point correlation function can be computed rapidly using

² An index lookup table is sometimes referred to as a linked list

Fourier Transforms with computing time $O(N \log N)$. However, since the geometry of the sky is non-Euclidean, we cannot apply the FFT method to the problem (except as noted by Padmanabhan et al. (2003)). Then the geometry-independent 2PCF algorithm presented in this section, whose computing cost has a similar N -dependence as the FFT method though with a larger prefactor, becomes a favourable alternative. This 2PCF algorithm makes use of the bisectional binary tree constructed in section 2.

3.1 Subdivision for 2PCF

In the mainstream subdivision, we decide which pairs of nodes should be correlated. Once a pair of nodes is put into this category, we then determine whether they can be directly used to compute the two-point correlation. In the case where the nodes are sufficiently far apart from each other compared to their size, we directly correlate between them; otherwise, we further subdivide these nodes, and compare their subnodes *instead*. As noted by Barnes & Hut (1989), hierarchical methods are based on the observation that, when calculating the interaction between particles, it makes sense to ignore the detailed internal structure of distant groups of particles. More radical than using particle-group interactions, we adopt group-group interactions for distant groups in place of many particle-particle interactions between the groups. Utilizing the tree-shaped data structure, the computation of the n -PCF, which boils down to a great number of particle interactions, can be achieved with very significant computational savings.

When we come to a node, the situation is analogous to the dilemma where two people come to a three-way intersection, and must keep going forward. If we label the streets that are in front of them s_1 and s_2 , and themselves q_1 and q_2 , all possibilities of subsequent actions can be summarized as

$$\begin{aligned} q_1, q_2 &\rightarrow s_1 \\ q_1, q_2 &\rightarrow s_2 \\ q_1 &\rightarrow s_1, q_2 \rightarrow s_2 \\ q_1 &\rightarrow s_2, q_2 \rightarrow s_1. \end{aligned}$$

If the persons are indistinguishable, the last two possibilities appear to be the same, then the number of different combinations is reduced from four to three. In our language, the nodes are equivalent to the persons, and the paths through which the nodes are processed are analogous to the streets. Both the mainstream subdivision and subsequent processings are independent of the ordering of arguments, which implies that the correlation between each pair would be undesirably weighted twice if the nodes were considered distinct. Hence, for our purpose, any two nodes are considered indistinguishable with

respect to the subdivision process.

All possibilities can be accounted for by using a recursive subroutine called SUBDIVIDE2 which takes two input arguments indicating the indices of the nodes to be compared. Let us name the two input nodes p_1 and p_2 , and their subnodes p_1^j and p_2^j respectively, where $j \in \{1, 2\}$ labels the two subnodes. We shall refer to the indices of these nodes as k_1 and k_2 , and those of the subnodes k_1^j and k_2^j . We initiate the subdivision process by calling SUBDIVIDE2($N + 1, N + 1$) which correlates all particles within the 'root' node with index $N + 1$. Then the recursive subdivisions take over and complete the rest of the necessary subdivisions for us.

3.1.1 Mainstream subdivision

In what we call the mainstream subdivision, we correlate *between* and *within* nodes at every level of the tree hierarchy to ensure full coverage of space and separation lengths.

Case1 \Leftrightarrow SUBDIVIDE2($k_1, k_2 | k_1 = k_2$): If we want to correlate within a node, such as the 'root' node, we call SUBDIVIDE2 with $k_1 = k_2$, each of which equals the index of the node. In this case, we only have three ways of choosing two points from its subnodes, all of which should be explored:

Choose 2 points from p_1^1 if $k_1^1 > N$
 \Leftrightarrow SUBDIVIDE2(k_1^1, k_1^1),
 Choose 2 points from p_1^2 if $k_1^2 > N$
 \Leftrightarrow SUBDIVIDE2(k_1^2, k_1^2),
 Choose 1 point from p_1^1 and 1 from p_1^2
 \Leftrightarrow SUBDIVIDE2(k_1^1, k_1^2).

Note that $k_1 = k_2$ are always greater than N by construction. The first two possibilities lead back to *Case1* at the next level. However, the third option pipes the subnodes to the further subdivision process since it explicitly specifies two distinct nodes to correlate *between*.

3.1.2 Further subdivision

Case2 \Leftrightarrow SUBDIVIDE2($k_1, k_2 | k_1 \neq k_2$): When the two arguments of SUBDIVIDE2 are different, implying $p_1 \neq p_2$, we are admitted into the further subdivision process, which depends on the 'open angle' criterion. In this step, we want to tell whether this pair of nodes is suitable to be used in computing the two-point correlation. The 'open angle' θ is an accuracy parameter that controls the further subdivision process. It is defined as the maximal tolerable ratio of node size to spatial separation between nodes for the node to be

treated as a unit. This is similar to the concept of truncation error in numerical simulations. Geometrically, θ represents the critical linear angle as seen from the particle we are testing³. Given a pair of nodes, p_1 and p_2 , let r_i denote the size of p_i and d the separation distance between p_1 and p_2 . If both nodes meet the 'open angle' criterion, we perform the node-to-node two-point correlation (2PC) on them; otherwise, we subdivide the nodes into subnodes until each node in a pair formed by the subnodes satisfies the criterion. Each round the further subdivision is invoked, we only check whether the *first* node satisfies the 'open angle' criterion. However, both nodes should be tested before 2PC is performed on them. This is achieved by interchanging the order in which the pair of nodes is passed to SUBDIVIDE2 once the first node has met the criterion. To prevent infinite interchanges of the arguments and repeated calls of SUBDIVIDE2 even when both nodes have satisfied the criterion, we introduce a counter c , which is initially set to zero, to keep track of the number of times the criterion has been fulfilled by a node from the same pair. This is put into code format as follows with the additional argument c .

In SUBDIVIDE2(k_1, k_2, c) with $k_1 \neq k_2$:

If $\frac{r_1}{d} \leq \theta$ or $k_1 \leq N$, we have

```

If (c=1) then
  call 2PC(k1,k2)
  return
Else
  call SUBDIVIDE2(k2,k1,c+1)
Endif.

```

If $\frac{r_1}{d} > \theta$ and if $k_1 > N$, we subdivide p_1 , and correlate between all pairs formed by p_2 and a subnode of p_1 by carrying out the following actions.

```

Choose 1 points from  $p_1^1$  and 1 from  $p_2$ 
 $\Leftrightarrow$  SUBDIVIDE2( $k_1^1, k_2, c = 0$ ),
Choose 1 points from  $p_1^2$  and 1 from  $p_2$ 
 $\Leftrightarrow$  SUBDIVIDE2( $k_1^2, k_2, c = 0$ ).

```

We set the counter to zero when a new pair is to be considered. During these accuracy-dependent further subdivisions, we do not compare subnodes belonging to the same parent node as this would interfere with the duty of the mainstream subdivision. All pairs of nodes satisfying the 'open angle' criterion are sent to the node-to-node two-point correlation (2PC) discussed in the next section.

³ The concept of the open angle and some advantages of the tree scheme in terms of solving the gravitational N -body problem have been thoroughly explained by Barnes & Hut (1989)

The combined subdivision process is designed such that, when θ is assigned a sufficiently small value, all pairs of individual particles are taken into account, as in the brute force approach, to yield the exact 2PCF.

3.2 Node-to-node two-point correlation in 2D

In the subroutine 2PC, given a pair of distinct nodes, we add the product of their weighted field quantities and that of their weights to the respective accumulated sums at the proper coordinate in the discrete configuration space. The final 2PCF is obtained by taking the quotient of these two sums, and should be independent of the field orientation. In weak lensing analysis, both scalar fields, eg. $\kappa(\mathbf{X})$, and spin-2 fields, eg. $\gamma(\mathbf{X})$, are frequently encountered. The 2PC for a scalar field is straight-forward. It requires a unique identification of pair configurations, regardless of its orientation in the physical space, with a suitable binning. The 2PC for a spin-2 field, however, requires additional treatment. For a spin-2 field, a coordinate change is necessary to eliminate the effect due to difference in the pair orientation, and a choice should be made about what independent components of the 2PCF are to be stored.

3.2.1 2PC for a 2D scalar field

In weak gravitational lensing, the scalar field κ , which is the projected mass density, is an important observable quantity. The computation of the two-point correlation function for such 2D scalar fields is thus a basic but essential task. Here, using the κ field as an example, we illustrate an orientation independent way to map pairs to the corresponding configuration space with a logarithmical binning.

We use a simulated projected mass density map consisting of 121 183 galaxies. The quantities used for the 2PC computation are the position (x, y) , κ , and the noise for each galaxy. When analyzing weak lensing data, the weight of each individual galaxy is taken to be the inverse noise squared. Recall that in the tree construction, we sum up the weights of all galaxies in the node, and store the sum as the weight of the node. Aside from the weight and the size of a node, whose definitions are given in section 2, other quantities associated with the node are weighted averages.

The configuration space for the 2PCF in 2D is one-dimensional, and can be parameterized by the distance between the pair. For computational convenience, we logarithmically bin the separation between the pair of points. The final two point function is a one-dimensional scalar function of logarithmically

binned intervals of separation distances, given by

$$\xi_2 = \frac{\tilde{\xi}_2}{\tilde{w}_2} \quad (3)$$

where, for all pairs of nodes, A and B , belonging to a given configuration interval η ,

$$\tilde{\xi}_2(\eta) = \sum \hat{\kappa}(A)\hat{\kappa}(B) \quad (4)$$

$$\tilde{w}_2(\eta) = \sum w(A)w(B). \quad (5)$$

3.2.2 2PC for a 2D spin-2 field

In this section, we show how two-point correlation statistics can be accumulated when applied specifically to a spin-2 lensing shear map. We use a simulated shear map consisting of 121 183 galaxies. The quantities obtained from the simulation are the position (x, y) , the shear (γ_1, γ_2) , and the noise for each galaxy. We continue to use the parameterization and the logarithmical binning described in the previous section. However, for a spin-2 field, we also need to perform a coordinate transformation to ensure the rotational invariance of the 2PCF.

The original coordinate system is chosen such that all galaxies have positive x and y as components of their position. The shears are conventionally recorded as (γ_1, γ_2) in Cartesian coordinates, like that in our simulation. However it can also be expressed in polar coordinates as (γ, ϕ) . The conversions between these two bases are

$$\gamma_1 = \gamma \cos 2\phi, \quad (6)$$

$$\gamma_2 = \gamma \sin 2\phi \quad (7)$$

and

$$\gamma = \sqrt{\gamma_1^2 + \gamma_2^2}, \quad (8)$$

$$\tan(2\phi) = \frac{\gamma_2}{\gamma_1}. \quad (9)$$

Here, we correlate the shear components in terms of a special angular coordinate. For any two points, A and B , we first convert each of their shears given as (γ_1, γ_2) into the polar components (γ, ϕ) . While keeping γ fixed at each point, we subtract from their original ϕ the angle $\beta \in \{0, \pi\}$ between $\hat{\mathbf{x}}$ and

the line connecting the two points. We then convert the rotated shears back into Cartesian coordinates, and denote them as (γ'_1, γ'_2) . These rotated shears are used to compute the two-point correlation function.

The 2PCF of a spin-2 field in 2D has two *independent* components. We choose to keep track of the quantities ξ_+ and ξ_- , which are defined below, as the two components of the two-point function. Therefore,

$$\xi_2 = (\xi_+, \xi_-) \quad (10)$$

where

$$\xi_{\pm} = \frac{\tilde{\xi}_{\pm}}{\tilde{w}_2} \quad (11)$$

and for all pairs of nodes, A and B , with a separation distance falling within the logarithmically binned configuration interval η ,

$$\tilde{\xi}_+(\eta) = \sum \hat{\gamma}_1(A)\hat{\gamma}_1(B) + \hat{\gamma}_2(A)\hat{\gamma}_2(B), \quad (12)$$

$$\tilde{\xi}_-(\eta) = \sum \hat{\gamma}_1(A)\hat{\gamma}_1(B) - \hat{\gamma}_2(A)\hat{\gamma}_2(B), \quad (13)$$

$$\tilde{w}_2(\eta) = \sum w(A)w(B). \quad (14)$$

In these equations, $(\hat{\gamma}_1, \hat{\gamma}_2)$ is the average (γ'_1, γ'_2) for the galaxies contained in the node, weighted by their inverse noise squared, and w denotes the weight of the node. ξ_{\pm} and \tilde{w}_2 are the raw correlation functions. ξ_+ and ξ_- do not depend on the ordering of the two points but only on the rotationally invariant spatial configuration which is the separation distance between the two points in the case of the 2PCF. The final two point function has two-components, and is stored on a one-dimensional grid which corresponds to logarithmically binned intervals of separation distances.

4 Three-Point Correlation Function

In weak lensing, the three-point function is an important tool for detecting the non-Gaussianity in dark matter distribution, which is in turn used to break the $\Omega - \sigma_8$ degeneracy. However, the three-point correlation function is computationally more complex. At face value, the 3PCF would appear to be an $O(N^3)$ operation. Such high computational cost makes it prohibitively expensive to compute the full 3PCF for a large number of particles, eg. $\sim 10^5$ galaxies that are in a single field of our current lensing maps. Fortunately,

based on similar principles as the 2PCF, we are able to compute the 3PCF in approximately linear time in the number of particles.

4.1 Subdivision for 3PCF

Since we use a *binary* tree to compute the *three* point function, the subdivision process can become tricky. As in the subdivision process for the 2PCF described in section 3.1, we break up our discussion of the 3PCF subdivision into two parts: the mainstream subdivision and the accuracy-dependent further subdivision. The algorithm only flows from the mainstream subdivision to the further subdivision, but never in the opposite direction. This is strictly a one-way traffic because the triplets of nodes, which leave the mainstream subdivision, indicate areas amongst which correlation statistics must be taken; whereas, the further subdivision is used only to correlate these nodes up to a certain accuracy level.

To summarize the whole subdivision process in a systematic way, we construct a recursive subroutine named SUBDIVIDE3 with three input arguments which are the indices of the three nodes being compared, not necessarily distinct. Let the current arguments be denoted by k_1, k_2 and k_3 , which are the indices of the nodes p_1, p_2 and p_3 respectively; and we write the subnodes of p_i as p_i^1 and p_i^2 , with indices k_i^1 and k_i^2 . Similar to the 2PCF, we only need to initiate the process by explicitly calling SUBDIVIDE3($N + 1, N + 1, N + 1$) once in the main program where $N + 1$ is the index of the root node; this correlates among any three patches of area within the root node. Then the rest of the processings are neatly taken care of by recursions.

4.1.1 Mainstream subdivision

The mainstream subdivision ensures that correlations are performed *on* and *amongst* all areas of the map. We again begin from the root node and move down the tree. At the root level, when SUBDIVIDE3($N + 1, N + 1, N + 1$) is invoked, the three arguments correspond to a single patch of area, thus we can only perform 'internal correlations' by subdividing the 'root' node and comparing the subnodes. However at the next level, two of the arguments may be distinct, in which case we can do both 'internal' and 'external' correlations by examining all possible combinations formed by any three of the four immediate subnodes of the given pair of nodes. Whenever we have three distinct nodes to correlate amongst, these nodes are passed to the further subdivision procedure. We summarize all cases which may be encountered in the mainstream subdivision.

Case1 \Leftrightarrow SUBDIVIDE3($k_1, k_2, k_3 | k_1 = k_2 = k_3$): If we want to correlate within a node, as in the case of the root node, we call SUBDIVIDE3 with three identical arguments. This means that the input nodes are indeed the same. In this case, there are four possible ways of choosing a triplet of patches from its two subnodes, p_1^1 and p_1^2 , all of which must be explored:

Choose all 3 points from p_1^1 if $k_1^1 > N$
 \Leftrightarrow SUBDIVIDE3(k_1^1, k_1^1, k_1^1),
 Choose all 3 points from p_1^2 if $k_1^2 > N$
 \Leftrightarrow SUBDIVIDE3(k_1^2, k_1^2, k_1^2),
 Choose 2 points from p_1^1 and 1 from p_1^2 if $k_1^1 > N$
 \Leftrightarrow SUBDIVIDE3(k_1^1, k_1^1, k_1^2),
 Choose 2 points from p_1^2 and 1 from p_1^1 if $k_1^2 > N$
 \Leftrightarrow SUBDIVIDE3(k_1^2, k_1^2, k_1^1).

The first two possibilities correspond to correlations within each of the subnodes while the last two indicate correlations between the two subnodes. Notice that in the last two possibilities, whenever SUBDIVIDE3 is invoked with exactly two distinct arguments, the arguments are ordered such that the first two are identical for coding simplicity. Recursively calling SUBDIVIDE3 in this manner divides the flow at each level. Where the three arguments are identical, as in the first two possibilities, we repeat the same procedure as for a single node described above; however, the last two possibilities lead us to *Case2*.

Case2 \Leftrightarrow SUBDIVIDE3($k_1, k_2, k_3 | k_1 = k_2 \neq k_3$): When the arguments involve exactly two distinct nodes, the first two arguments are always the same and the last different by construction. With this setup, we can easily determine the stage of flow by checking the logical relations between adjacent arguments. If $k_1 = k_2$ and $k_2 \neq k_3$, this means that we intend to consider the correlation among any three points with two points selected from p_1 and one from p_3 . Since the purpose of the mainstream subdivision is to specify three distinct regions from where each point in a triplet should be selected from, and we must choose exactly one point from p_3 , it makes no difference other than increasing the computational cost to further subdivide p_3 , which corresponds to specifying the region in p_3 from where that one point is chosen from. Whenever p_1 contains more than one particle, which is ensured by construction, we subdivide it in each of the following three ways:

Choose 2 points from p_1^1 and 1 from p_3 if $k_1^1 > N$
 \Leftrightarrow SUBDIVIDE3(k_1^1, k_1^1, k_3),
 Choose 2 points from p_1^2 and 1 from p_3 if $k_1^2 > N$
 \Leftrightarrow SUBDIVIDE3(k_1^2, k_1^2, k_3),
 Choose 1 point from p_1^1 , 1 from p_1^2 , and 1 from p_3
 \Leftrightarrow SUBDIVIDE3(k_1^1, k_1^2, k_3).

The subroutine SUBDIVIDE3 is recursively invoked with the appropriate argument sets as indicated. The first two possibilities bring us back to *Case2* while the third breaks into further subdivision since three distinct nodes are specified. Recursively performing the mainstream subdivisions ultimately covers correlations over the entire map, and eventually breaks down the 'root' node into distinct triplets of nodes which must be correlated amongst. These triplets are subsequently delivered to the further subdivisions.

4.1.2 Further subdivision

Case 3 \Leftrightarrow SUBDIVIDE3($k_1, k_2, k_3 | k_1 \neq k_2 \neq k_3$): If the arguments of the SUBDIVIDE3 subroutine are pairwise distinct, the three input nodes are tested on if they are able to contribute accurate enough three-point correlation statistics, or need be further subdivided. As in the 2PCF, the further subdivision does not call for the collection of three-point statistics until the 'open angle' criterion introduced in section 3.1.2 has been met by all three nodes. The only subtleties are that the 'open angle' criterion must now be satisfied by two ratios at each node, and that the possible ways of failure are more varied for the 3PCF further subdivision.

Instead of checking all ratios for all three nodes every time the further subdivision is called, we simply check the 'open angle' criterion for the first node. All other nodes are checked by calling further subdivision with the input nodes in rotation once the current node has satisfied the criterion. We keep a counter c , initially set to zero, to indicate the number of times the 'open angle' criterion has been consecutively satisfied; when $c = 2$, we call for the node-to-node three-point correlation, shorthand 3PC, with the three distinct nodes as arguments. Checking the criterion before each node is subdivided ensures that only the minimal number of necessary further subdivisions are performed.

Any three input nodes, p_1 , p_2 and p_3 , form a triangle, non-degenerate or degenerate. We shall call this triangle $\triangle ABC$, whose vertices are labeled in the order of the input nodes, and their opposite sides a , b and c . We let r_1 represent the size of p_1 , and let p_1^1 and p_1^2 denote its subnodes. In further subdivisions, we must choose one point from each input node.

If $\max(\frac{r_1}{b}, \frac{r_1}{c}) \leq \theta$, then p_1 satisfies the criterion and does not need be subdivided; however, before we can call 3PC amongst these three nodes, we must also check whether the other two nodes satisfy the 'open angle' criterion if we have not already done so. If any of the nodes in the triplet has not been tested $\Leftrightarrow c < 2$, we call SUBDIVIDE3 with the nodes in a rotated order such that in the next round, we examine a different node which is labelled p_2 currently. Rotating the same triplets three times completes a full rotation. Therefore, $c = 2$ implies that the other two nodes in the current configuration have al-

ready passed the 'open angle' test, and since the current node also satisfies the criterion, we can use this triplet to compute the 3PCF by calling the sub-routine 3PC where the raw correlation functions are accumulated. This is put into pseudo-code below.

In SUBDIVIDE3(k_1, k_2, k_3, c) with $k_i = \delta_{ij}k_j$:
 If $\max(\frac{r_1}{b}, \frac{r_1}{c}) \leq \theta$ or $k_1 \leq N$, we have

```

  If c=2 then
    call 3PC(k1,k2,k3)
    return
  Else
    call SUBDIVIDE3(k2,k3,k1,c+1)
  Endif.

```

If $\max(\frac{r_1}{b}, \frac{r_1}{c}) > \theta$ and $k_1 > N$, we subdivide p_1 by taking the following actions.

```

  Choose 1 point from  $p_1^1$  and 1 each from  $p_2$  and  $p_3$ 
   $\Leftrightarrow$  SUBDIVIDE3( $k_1^1, k_2, k_3, c = 0$ ),
  Choose 1 point from  $p_1^2$  and 1 each from  $p_2$  and  $p_3$ 
   $\Leftrightarrow$  SUBDIVIDE3( $k_1^2, k_2, k_3, c = 0$ ).

```

We reset the counter c to be zero in the case where a different triplet configuration will be examined, for example, when one of the nodes is subdivided. When the triplet passes the 'open angle' test, it is subsequently sent to the node-to-node three-point correlation described in the next section. In summary, the accuracy-dependent further subdivision serves the sole purpose of accumulating *accurate enough* statistics amongst the three different area patches covered by the triplets of distinct nodes leaving from the mainstream subdivision.

Similar to the 2PCF, this subdivision process will count all $\binom{N}{3}$ triplets

when θ is set to zero. This is a $O(N^3)$ process as in the computation of the 3PCF by definition, and is prohibitively expensive for N of astronomical interest. The accuracy parameter θ controls the depth of subdivision and makes this otherwise intractable calculation feasible. One expects the truncation error to scale $\propto \theta^{-2}$. For a comparison between results with nonzero θ and the fully accurate results obtained either with θ equals zero or using the brute force approach, refer to section 6.

4.2 Node-to-node three-point correlation in 2D

The subroutine 3PC computes the raw correlation functions for the weighted field quantities and for the weights using triplets of distinct nodes that exit the subdivision procedure. These correlation functions are then used to compute the final 3PCF which is the quotient of the two raw functions. Here, we describe the node-to-node three-point correlation procedure for both 2D scalar fields and spin-2 fields.

We consider the information about each node, obtained while building the tree, to be concentrated at its weighted centre of mass; thus, we may consider the nodes point-like in the following discussion.

4.2.1 3PC for a 2D scalar field

The 3PCF for a scalar field is a scalar function of triangle configurations, defined on a three-dimensional grid. The 3PC for a scalar field relies on a map from the space of triangles to the three-dimensional configuration space, which does not distinguish between the congruent triangles, as a parameterization of triangle configurations. Here, we describe the procedure of node-to-node three-point correlation for the scalar field κ .

In a coordinate system where all galaxies lie in the upper right quarter of the xy-plane, we measure the projected mass density κ and the noise at every galaxy. For any triplet $\{p_1, p_2, p_3\}$ entering the 3PC subroutine, we define the sides a, b, c , and their opposite vertices A, B, C for the triangle formed by the triplet as follows. We label the sides a, b and c in the order of decreasing length. Since side-side-side (SSS) is a necessary and sufficient condition for congruency of triangles, we can parameterized the triangles using (a, b, c) as the coordinate in the configuration space. For numerical reasons, we discretize the finite region of the configuration space accessible to triplets in the system into finitely many 3-dimensional rectangles η by logarithmically binning each of the length dimensions. Therefore, the three-point function ξ_3^κ is given by the quotient of the raw correlation functions as

$$\xi_3^\kappa = \frac{\tilde{S}_3^\kappa}{\tilde{w}_3} \quad (15)$$

where, for all triplets $\{A, B, C\}$ with coordinate $(a, b, c) \in \eta$ in the configuration space, and $\hat{\kappa}$ the weighted average κ at the node,

$$\tilde{\xi}_3^\kappa(\eta) = \sum \hat{\kappa}(A)\hat{\kappa}(B)\hat{\kappa}(C) \quad (16)$$

and

$$\tilde{w}_3(\eta) = \sum w(A)w(B)w(C). \quad (17)$$

In weak lensing, $\kappa(\mathbf{X})$ is the projected matter overdensity. While ξ_3^κ , the three point function of κ , can be computed as above, to calculate the skewness in the projected dark matter distribution from ξ_3^κ , we adopt the compensated Gaussian filter U used in Pen et al. (2003) as the smoothing window function for κ , which gives

$$\langle \bar{\kappa}^3 \rangle = 2\pi \int \xi_3^\kappa(r, \mathbf{X}) W^\kappa(r, \mathbf{X}) r dr d^2x. \quad (18)$$

To accommodate our choice of coordinates, with $(r_1, r_2, r_3) = (a, b, c)$ as defined above, we obtain

$$\begin{aligned} \langle \bar{\kappa}^3 \rangle &= 4\pi \int \xi_3^\kappa(r_1, r_2, r_3) W^\kappa(r_1, r_2, r_3) \\ &\times \frac{r_1 r_2 r_3 dr_1 dr_2 dr_3}{\sqrt{-r_3^4 - r_2^4 - r_1^4 + 2r_2^2 r_3^2 + 2r_1^2 r_3^2 + 2r_1^2 r_2^2}}. \end{aligned} \quad (19)$$

4.2.2 3PC for a 2D spin-2 field

The 3PCF for a spin-2 field is conventionally a function with eight components defined on a three-dimensional configuration space. In addition to the parameterization of triangles, there is an orthogonal transformation involved in the 3PC for a spin-2 field.

In a coordinate system where all galaxies lie in the upper right quarter of the xy-plane, we measure in Cartesian coordinates the shear $\gamma = (\gamma_1, \gamma_2)$, and the noise at every galaxy. The three-point correlation statistics for each triplet is obtained after a coordinate change for the *ordered* triplet, hence it is dependent upon the ordering of the points. To reduce the complexity of the problem, for any triplet $\{p_1, p_2, p_3\}$ entering the 3PC subroutine, we define the sides a, b, c , and their opposite vertices A, B, C for the triangle formed by the triplet as follows. We label the sides a, b and c in the same way as described in section 4.2.1 for a scalar field, that is in the order of decreasing length. Similarly, we choose (a, b, c) as the coordinate in the configuration space while each spatical dimension is binned logarithmically to give finitely many 3-dimensional rectangles η in the configuration space.

Since we are interested in the 3PCF for the spin-2 field relative to the configuration rather than to any fixed spatial coordinates, we need to project γ

onto a coordinate system intrinsic to the ordered triplet $\{A, B, C\}$. Let $\hat{\mathbf{x}}'$ be the unit vector $\widehat{\mathbf{BC}}$, and $\hat{\mathbf{y}}'$ the unit vector which is perpendicular to $\hat{\mathbf{x}}'$ and points from line segment connecting B and C to the point A . We want to obtain an expression for γ in terms of these new coordinates. Suppose γ is a spin-1 object, then the projections of γ onto $\hat{\mathbf{x}}'$ and $\hat{\mathbf{y}}'$ are simply γ'_x and γ'_y respectively with

$$\gamma'_x = \gamma \cdot \hat{\mathbf{x}}' \quad (20)$$

and

$$\gamma'_y = \gamma \cdot \hat{\mathbf{y}}'. \quad (21)$$

However, our γ is a spine-2 object. To compute its projection, it is necessary to introduce the matrix $\mathbf{\Gamma}$ defined as

$$\mathbf{\Gamma} = \begin{pmatrix} \gamma_1 & \gamma_2 \\ \gamma_2 & -\gamma_1 \end{pmatrix}. \quad (22)$$

The projected shear is given by $\gamma' = (\gamma'_1, \gamma'_2)$ where

$$\gamma'_1 = \frac{1}{2}(\mathbf{v}^T \mathbf{\Gamma} \mathbf{v} - \mathbf{w}^T \mathbf{\Gamma} \mathbf{w}) \quad (23)$$

and

$$\gamma'_2 = \frac{1}{2}(\mathbf{v}^T \mathbf{\Gamma} \mathbf{w} + \mathbf{w}^T \mathbf{\Gamma} \mathbf{v}). \quad (24)$$

Here, $\mathbf{v} = \hat{\mathbf{x}}'$ and $\mathbf{w} = \hat{\mathbf{y}}'$ are taken to be unit *column* vectors. Notice that $|\gamma'| = |\gamma|$ since the transformation is orthogonal.

Recall that the weight of each node, w , is the sum of of the weights of all galaxies in the node; and the weight of a galaxy is its inverse noise squared. We compute the raw three point functions for the weight, \tilde{w}_3 , as well as for the eight components of the 3PCF, $\tilde{\xi}_{111}$, $\tilde{\xi}_{112}$, $\tilde{\xi}_{121}$, $\tilde{\xi}_{211}$, $\tilde{\xi}_{122}$, $\tilde{\xi}_{221}$, $\tilde{\xi}_{212}$ and $\tilde{\xi}_{222}$, defined as

$$\tilde{w}_3(\eta) = \sum w(A)w(B)w(C) \quad (25)$$

and

$$\tilde{\xi}_{ijk}(\eta) = \sum \hat{\gamma}_i(A)\hat{\gamma}_j(B)\hat{\gamma}_k(C) \quad (26)$$

for all triplets $\{A, B, C\}$ belonging to the set of configurations η , that is $(a, b, c) \in \eta$. In the equations, $(\hat{\gamma}_1, \hat{\gamma}_2)$ represent the weighted average (γ'_1, γ'_2) . The final three-point correlation function ξ_3 with eight components is the quotient of the raw correlation functions $\tilde{\xi}_{ijk}$ for the components and \tilde{w}_3 for the weight, that is

$$\xi_3 = \{\xi_{ijk}\} \quad (27)$$

with each component

$$\xi_{ijk} = \frac{\tilde{\xi}_{ijk}}{\tilde{w}}. \quad (28)$$

The 3PCF for a two-dimensional spin-2 field is a eight-component function defined on a three-dimensional grid corresponding to the logarithmically binned configuration space (a, b, c) .

5 n-point correlation function in k dimensions

The algorithm for the 2PCF and the 3PCF can be easily extended to n -th order. In this section, we discuss how the n -point correlation function can be computed for a k -dimensional scalar field. The binary tree construction is entirely independent of the order of the correlation function, and of the dimension of the field. Although the subdivision process needs be generalized for higher order correlation functions (ie. n -dependent), its structure is independent of the field dimension (ie. k -independent). The k -independence of the subdivision is supported by the fact that once the tree has been constructed, the subdivision process relies on the *binary* structure of the tree rather than on the spatial struture of the particles. The node-to-node n -point correlation (n -PC) for a scalar field relies on a unique counting of n -sided polygons in a k -dimensional space.

5.1 Build tree in k dimensions

In a k -dimensional space, the tree construction is virtually the same as that in 2D. At each node p which contains more than one particle, we find the weighted centre of mass, \mathbf{X}_c , and determine among all particles in the node the one that is furthest from \mathbf{X}_c , ie. the particle with position vector \mathbf{X}_{max} such that $\|\mathbf{X}_{max} - \mathbf{X}_c\| = Sup\|\mathbf{X} - \mathbf{X}_c\|$ for all $\mathbf{X} \in p$. We then bisect the node by cutting along a $(k - 1)$ -dimensional subspace, or affine space, which

is perpendicular to the line connecting \mathbf{X}_{max} and \mathbf{X}_c , and through a weighted midpoint on this line determined similarly as in section 2. As in the 2D case, the binary tree remains useful for computing the n -point correlation function where n is any positive integer no greater than N .

5.2 Subdivision for n -PCF

The subdivision process for computing the n -point correlation function can be divided into two parts as with the 2PCF and the 3PCF, and be dealt with in a single recursive subroutine SUBDIVIDE which takes n arguments. The mainstream subdivision occurs when the input nodes are not pairwise distinct; otherwise, the θ -dependent further subdivision is performed. The subroutine SUBDIVIDE(**nodes**, n , c), where **nodes** is a 1D array of length n containing the indices of the n input nodes, is discussed below.

5.2.1 Mainstream subdivision

\Leftrightarrow SUBDIVIDE($k_1, \dots, k_n | k_i = k_j$ for some $i \neq j$):

If the n elements of **nodes** are not pairwise distinct, we want to call SUBDIVIDE with all possible combinations, formed by the non-repeating nodes and the subnodes of the repeating ones, as input argument sets. Interested readers should see the appendix for an outline of the n -PCF mainstream subdivision scheme. We call SUBDIVIDE in such a way as to keep the repeating nodes together. This specific ordering allows us to easily determine whether a set of nodes is pairwise distinct and find the repeated ones by checking only the adjacent nodes.

5.2.2 Further subdivision

\Leftrightarrow SUBDIVIDE($k_1, \dots, k_n | k_i \neq k_j$ for any $i \neq j$):

When all n input nodes are pairwise distinct, further subdivision of the first node p_1 is performed upon the condition that the 'open angle' criterion is not satisfied by p_1 . The 'open angle' criterion, in the n -th order case, is the condition that $\max(\frac{r_1}{d_i}) \leq \theta$ where r_1 is the size of p_1 , and d_i for $i \in \{2, \dots, n\}$, is the separation distance between p_1 and p_i . Whenever p_1 meets the criterion, we check whether the counter c , which keeps track of the number of points on the n -sided polygon that have passed the 'open angle' test, reads $n - 1$. If so, we accumulate n -point statistics using these nodes by calling the subroutine n -PC; otherwise, we recursively call SUBDIVIDE with the input nodes rotated by one. This process is demonstrated below.

In SUBDIVIDE(**nodes**, n , c) with $k_i = \delta_{ij}k_j$:
 If $\max(\frac{r_1}{d_i}) \leq \theta$ or **nodes**(1) $\leq N$, we have

```

  If (c=n-1) then
    call n-PC(nodes,n)
    return
  Else
    call SUBDIVIDE(cshift(nodes,1),n,c+1)
  Endif.

```

If p_1 does not satisfy the 'open angle' criterion and it contains distinct subnodes, we *replace* the correlation amongst the n input nodes by a pair of correlations each accounting for one of the combinations formed by a subnode of p_1 and the remaining $n - 1$ nodes. This is summarized in code format below.

In SUBDIVIDE(**nodes**, n , c) with $k_i = \delta_{ij}k_j$:
 If $\max(\frac{r_1}{d_i}) > \theta$ and **nodes**(1) $> N$,

```

  snodes=nodes
  snodes(1)=nodes(1).sub1
  call SUBDIVIDE(snodes,n,c=0)
  snodes(1)=nodes(1).sub2
  call SUBDIVIDE(snodes,n,c=0).

```

We reset the counter c to zero in the case where one of the nodes must be subdivided since a new n -tuple configuration is subsequently considered. This way, the counter reads $n - 1$ if and only if all the other $n - 1$ nodes besides the one being examined have satisfied the 'open angle' criterion.

5.3 Node-to-node n -point correlation for scalar fields

This section includes a general discussion about the parameterization of n -tuple configurations in k dimensions (section 5.3.1) and a detailed description of how the n -PC can be done for a two-dimensional scalar field (section 5.3.2).

5.3.1 Node-to-node n -point correlation of a k -dimensional scalar field

Let us consider a single point in a k -dimensional space, the point itself is dimensionless and rotationally invariant; therefore, when a second point is placed in the system, only its distance from the first point matters. When we add a third point, for $k \geq 2$, two parameters are generally required to specify

its position relative to the first two points which form a one dimensional subspace; one of the parameters can be its orthogonally projected position onto the line segment connecting the first two points, and the other can be its perpendicular distance from the line. Given three points, they may form a plane; for $k \geq 3$, specifying yet another point relative to them requires three parameters; a set of parameters could be the projected position of the fourth point onto the plane (2 parameters), and its distance from the plane (1 parameter). However, a point in a k -dimensional space cannot have more than k independent components, which sets an upper bound for the number of parameters. In general, before the i^{th} point is placed in a k -dimensional space, there pre-exists $i - 1$ points, potentially forming an object of dimension $\min(i - 2, k)$; the position of the i^{th} point in relation to the pre-existing $i - 1$ points can be specified by its orthogonal projection onto and its distance from the object formed by the first $i - 1$ points; this requires no more than $\min(i - 1, k)$ parameters. Consider forming an n -sided polygon in k -dimensional space by adding one point after another, we see that the n -sided polygon can be uniquely specified, up to rotation, by no more than m parameters where

$$m = \sum_{i=1}^n \min(i - 1, k). \quad (29)$$

Hence, the full n -point correlation function in k -dimension can be stored on a grid of dimension m defined as above.

5.3.2 Node-to-node n -point correlation of a 2D scalar field

To compute the n -point correlation function for a 2D scalar field, we follow the tree construction and subdivision as described previously. Here, we discuss how one handles the statistics for a given set of n distinct points $\{p_1, \dots, p_n\}$. We first dismiss the n -tuples with anomaly such as the coincidence of two or more points; thus, we need not consider this case in the following discussion.

We label the vertices of an n -sided polygon in 2D with a similar setup as that used for the 3PCF. First, we select as p'_1 the point whose position has the smallest x-component; if this selection does not single out a point, we choose the one with the smallest y-component. We then consider the angle α_i between the x-axis and \mathbf{s}_i which is the vector pointing from p'_1 to p_i where p_i is any of the remaining $n - 1$ points. We label the remaining points in order of increasing α_i ; when we encounter two points with equal α , we number them in order of increasing distance from p'_1 . Connecting the adjacent vertices draws an n -sided polygons in the counterclockwise direction starting from the lowest left-most point.

Once we have ordered n -tuples $\{p'_1, \dots, p'_n\}$, we need to choose a parameteriza-

tion which uniquely maps an n -tuple to a point in the m -dimensional configuration space, such as the parameterization suggested in section 5.3.1, with

$$m = \sum_{i=1}^n \min(i-1, 2). \quad (30)$$

Due to discrete nature of data storage, we partition the finite region of the continuous configuration space accessible to n -tuples in the system, into finitely many m -dimensional rectangles η 's by some specified binning.

For all ordered n -tuples $\{p'_1, \dots, p'_n\} \in \eta$, we can compute the raw n -point function $\tilde{\xi}_n$ for the scalar field ρ , and \tilde{w}_n for the weight, as a function of discretized configuration, by

$$\tilde{\xi}_n(\eta) = \sum \left(\prod_{i=1}^n \hat{\rho}(p'_i) \right), \quad (31)$$

and

$$\tilde{w}_n(\eta) = \sum \left(\prod_{i=1}^n w(p'_i) \right) \quad (32)$$

where $\hat{\rho}$ is the weighted average ρ among the particles in the node.

The final n -point correlation function ξ_n is a scalar function on an m -dimensional grid given by

$$\xi_n(\eta) \equiv \left\langle \prod_{i=1}^n \rho(p_i^\eta) \right\rangle = \frac{\tilde{\xi}_n(\eta)}{\tilde{w}_n(\eta)}. \quad (33)$$

Here, $\{\mathbf{p}^\eta\} = \{(p_1^\eta, p_2^\eta, \dots, p_n^\eta)\}$ is the set of all n -tuples which are mapped to the m -dimensional rectangle η in the configuration space under some specified parameterization.

Since no coordinate transformation is necessary for a scalar field, no information is lost for the purpose of identifying congruent n -sided polygons by acculating statistics as a function of the ordered n -tuples $\{p'_1, \dots, p'_n\}$. Some of the n -side polygons, which are classified as having different configurations under the current scheme, are actually congruent up to rotation and reflection. One may wish to combine the n -point statistics for the congruent configurations later.

6 Speed and Efficiency

In 2D, the construction of the tree costs $O(N(\log N)^2)$ for N particles. After building the tree, the computing time for the 2PCF is expected to vary with $O(N\theta^{-2})$, and $O(N\theta^{-4})$ for the 3PCF where the open angle θ is the accuracy parameter specifying the critical linear angle, as seen from a node p_i , above which size another node p_j cannot be treated as a unit and must be subdivided.

We test the speed and accuracy of the 2D 3PCF computation on CITA's 1GHz single-processor Alpha machine. The 3PCF is computed over the length scale from 10 to 10^3 , binned at logarithmic intervals of $2^{0.1}$. Figure 3 shows a plot of the total computing time for all eight components of the shear 3PCF using data from a lensing simulation. Since the computational cost is dominated by the subdivision procedure, we observe a linear dependence on the number of particles N . However, in practice, we find that the computing time for the 3PCF scales as $\theta^{-\delta}$ where $2 \leq \delta \leq 3$ for $N \leq 10^4$, and increases with N in this range. The reason is that the data is output from the simulation in one-dimension stripes even though the full set takes the shape of a square. When the data is read in order, as in our case, the particles lie roughly in a line for small N ; hence, a search for two neighbours within a distance $d \propto \theta^{-1}$ gives rise to the θ^{-2} dependence. The map grows into a rectangle as more particles are considered. When the full, squared, 2D map consisting of 121 183 galaxies is used, this should yield $O(\theta^{-4})$. Since computing the 3PCF for small θ becomes increasingly expensive for large N , we only test the computing time for different θ up to 10^4 particles. Since 10^4 out of $\sim 10^5$ particles only constitute about one-tenth of the entire data set, it is reasonable that the computing time only scales $\propto \theta^{-3}$ for $N = 10^4$.

The truncation error for the 3PCF computation on a 2D scalar field using the tree approach is plotted against different θ in figure 4. Empirical runs show that the error is proportional to θ^{-2} as predicted in section 4.1.

For the n -point correlation function in 2D, the θ -dependence of speed corresponds to performing correlations with $n - 1$ other particles chosen within a neighbouring *area* of radius $d \propto \theta^{-1}$ for each of the N particles; the number of neighbouring particles is proportional to the area which scales as θ^{-2} , hence, this dependence is $O(\frac{N}{\theta^{2(n-1)}})$. Since we need to resolve for separation $d < \frac{r}{\theta}$, in the limiting case, where $\theta \rightarrow 0$, the area $\propto d^2 \rightarrow \infty$; however, the number of particles in the area is bounded above by the total number of particles N . Therefore, at this limit, $\theta^{-2} \sim N$, the computational cost is $O(\frac{N}{\theta^{2(n-1)}}) \rightarrow O(N^n)$. This is in agreement with the cost of the brute force approach. As intended in the subdivision process, for $\theta \rightarrow 0$, we descent all the way down to the leaves, and perform full correlations among all n -tuples of particles.

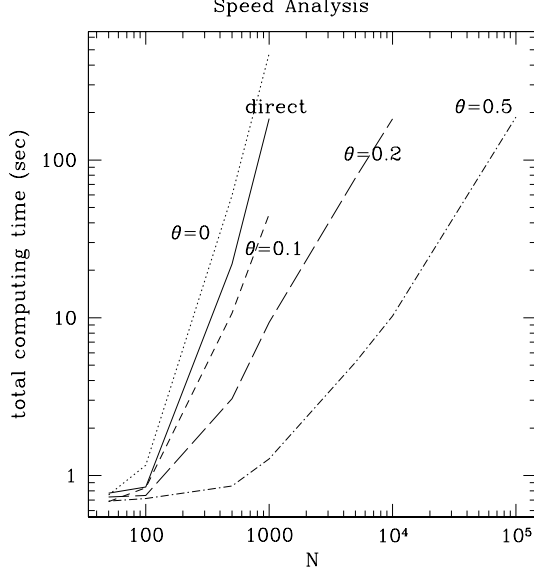


Fig. 3. A plot of the total computing time for the shear 3PCF. It contains 8 components, against the number of particles, for different θ compared to the brute force approach. Notice that the cost is $\sim O(N\theta^{-2})$ for small N and $\sim O(N\theta^{-3})$ for large N . This is consistent with our estimate.

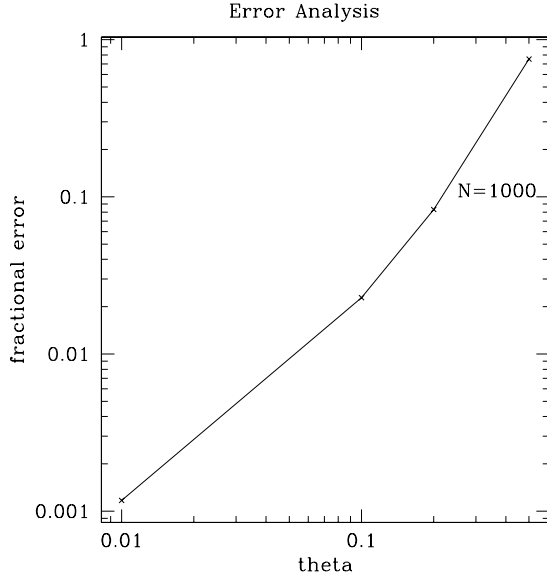


Fig. 4. For 1000 particles, we plot the fractional error of the 3PCF for a scalar field computed using the new algorithm compared to that using the brute force approach. Recall that the 3PCF is stored on a 3D grid. We first smooth over the neighbouring grids, then compute the fractional error $\Delta = \frac{\sum_{i,j,k} (\xi_{\theta} - \xi_*)^2}{\sum_{i,j,k} \xi_*^2}$ where ξ_* is the 3PCF computed by direct summation over all triplets of particles. We see that the truncation error scales $\propto \theta^{-2}$ which agrees with our estimate.

In the k -dimensional case, building the tree costs $O(kN(\log N)^2)$ because it involves solving k components of the distances. The search around a particle for another neighbouring particle within a k -dimensional volume of radius d costs $O(d^k) \sim O(\theta^{-k})$. Hence, searching around each of the N particles for $n-1$ other particles in this volume gives rise to a computing cost of $O(\frac{N}{\theta^{k(n-1)}})$ for the n -point correlation function, which also limits to $O(N^n)$ for small θ . The memory overhead of this new algorithm is $O(N)$.

In comparison, using FFTs, the 2D two-point correlation function can be computed at the cost of $O(N \log N)$, and the three-point correlation function $O(N^2 + N\theta^{-2}(\log N)^2)$. The coefficient for FFTs can be very small, but the memory overhead $O(N\theta^{-2} \log N)$ can be significant; and in highly clustered regimes, there is significant inefficiency since the data must be gridded on the finest scale.

Moore et al. (2001) described an algorithm to compute the two-point function on a kd tree. They reported a scaling of $O(N^{3/2})$. The additional cost appears to arise because they loop over the correlation function bins and perform a gather operation on pairs, while our algorithm performs a scatter operation into the correlation function.

7 Conclusion

We have presented the framework to efficiently compute the n -point correlation function in roughly linear time in the number of particles. Historically, the computation of the 3PCF has been prohibitively expensive; the existing fast 2PCF algorithms often suffer loss of generality due to geometric limitations. In this work, we showed in detail how to compute the 2PCF and the 3PCF for a spin-2 field in the context of weak gravitational lensing. In 2D, the 2PCF requires $O(N(\log N)^2 + \frac{N}{\theta^2})$ to compute while the 3PCF computation can be completed in $O(N(\log N)^2 + \frac{N}{\theta^4})$ where θ is the open angle defined in section 3.1.2. Recall that the $O(N(\log N)^2)$ cost arises from the tree construction, and the $O(\frac{N}{\theta^2})$ or $O(\frac{N}{\theta^4})$ cost is due to subdivision. Since the subdivision process is the prime consumer of the computational effort, the cost is dominated by $O(N)$ for a fixed θ . As θ approaches zero, one needs to descend all the way down to the leaves to accumulate the desired statistics; therefore, the computational cost limits to $O(N^2)$ and $O(N^3)$ respectively for the 2PCF and 3PCF, similar to that of the brute force approach. We also generalized the algorithm to compute correlation functions of arbitrary order, with a discussion of its application to a scalar field in higher dimensional space.

The technique involves the construction of a balanced bisectional binary tree. The worst case error at each node is minimized by dividing perpendicular to

the longest node extent. Bisection guarantees a tree of height no more than $\lceil 1 + \log N \rceil$, and a memory requirement no more than $O(N)$.

At the same level of the tree hierarchy, all nodes are occupied by the same number of particles; and all leaves contain exactly one particle. When walking the tree, we start from the 'root' node. Whenever the 'open angle' criterion is fulfilled, we accumulate n -point statistics and terminate our pursuit along that path; otherwise, we move down the tree until the criterion is met by all n nodes or until we hit the leaves which contain exactly one particle each. Besides its speed, our tree method is favourable compared to the only other feasible algorithm for computing the full 3PCF (Pen et al., 2003) in that it is free of geometry restrictions and that it can be easily extended to compute correlation functions of arbitrary order.

After this work was completed, we became aware of an independent implementation of a very similar algorithm for the 3PCF by Mike Jarvis (poster, Great Lakes Cosmology Workshop, Ann Arbor, Michigan, USA, May 15-18, 2003) based on a $O(N \log N)$ implementation of the Moore et al. (2001) algorithm. Recently, an unpublished $O(N)$ algorithm for computing the n -point correlation function is also reported to exist (Gray et al., 2004).

For the upcoming lensing and CMB surveys such as the Canada-France-Hawaii-Telescope-Legacy-Survey, this rapid algorithm will allow an efficient analysis of the data in a tractable amount of computational effort.

We would like to thank Robin Humble for suggesting the algorithm, and Mike Jarvis for stimulating discussions.

References

- Barnes, J. & Hut, P. 1986, Nat, 324, 446
- Barnes, J. E. & Hut, P. 1989, ApJ, 70, 389
- Eriksen, H. K., Lilje, P. B., Banday, A. J., & Gorski, K. M. 2003, ArXiv Astrophysics e-prints
- Gray, A. G., Moore, A. W., Nichol, R. C., Connolly, A. J., Genovese, C., & Wasserman, L. 2004, ArXiv Astrophysics e-prints
- Moore, A. W., Connolly, A. J., Genovese, C., Gray, A., Grone, L., Kanidoris, N., Nichol, R. C., Schneider, J., Szalay, A. S., Szapudi, I., & Wasserman, L. 2001, in Mining the Sky, 71–+
- Padmanabhan, N., Seljak, U., & Pen, U. L. 2003, New Astronomy, 581
- Peebles, P. J. E. 1973, ApJ, 185, 413
- Pen, U. 2003, ArXiv Astrophysics e-prints, 4513
- Pen, U., Van Waerbeke, L., & Mellier, Y. 2002, ApJ, 567, 31

Pen, U., Zhang, T., van Waerbeke, L., Mellier, Y., Zhang, P., & Dubinski, J. 2003, ApJ, 592, 664

Sandvik, H. B. & Magueijo, J. 2001, MNRAS, 325, 463

Santos, M. G., Balbi, A., Borrill, J., Ferreira, P. G., Hanany, S., Jaffe, A. H., Lee, A. T., Magueijo, J., Rabii, B., Richards, P. L., Smoot, G. F., Stompor, R., Winant, C. D., & Wu, J. H. 2002, Physical Review Letters, 88, 241302

Schneider, P. & Lombardi, M. 2003, A&A, 397, 809

Totsuji, H. & Kihara, T. 1969, PASJ, 21, 221

Verde, L., Heavens, A. F., & Percival, W. J. et al.. 2002, MNRAS, 335, 432

A APPENDIX: Scheme of mainstream subdivision for n -PCF

The mainstream subdivision for the n -PCF is completed by the following operations:

```

j=0
Do i=1,n-1
  If (nodes(i)=nodes(i+1)) then
    j=j+1
  Else
    If (j>0) then
      Do k=0,j+1
        snodes=nodes
        snodes(i-j:i-j+k-1)=nodes(i-j).sub1
        snodes(i-j+k:i)=nodes(i-j).sub2
        call SUBDIVIDE(snodes,n,c=0)
      Enddo
      j=0
    Endif
  Endif
Enddo.

```