

Fast N-point Correlation Functions and Three-point Lensing Application

Lucy Liuxuan Zhang,^{1*} Ue-Li Pen,^{1†}

¹ *Canadian Institute for Theoretical Astrophysics, University of Toronto, M5S 3H8, Canada*

version 22 May 2003

ABSTRACT

We present a new algorithm to rapidly compute the two-point (2PCF), three-point (3PCF) and n -point (n -PCF) correlation functions in $\mathcal{O}(N \log N)$ time for N particles, instead of $\mathcal{O}(N^n)$ as required by brute force approaches. This technique exploits node-to-node correlations of a recursive bisectional binary tree. A balanced tree construction minimizes the depth of the tree and the worst case error at each node. The algorithm presented in this paper can be applied to problems with arbitrary geometry.

We describe the detailed implementation to compute two point functions and all eight components of the 3PCF for a two component field, with attention to shear fields generated by gravitational lensing. We also generalize the algorithm to compute the n -point correlation function for a scalar field in k -dimensions where n and k are arbitrary positive integers.

1 INTRODUCTION

The correlation functions are important tools for computation and analysis in many areas of astrophysics. Early applications (Pen et al. 2002) of the two point function summed pairs, which is an $\mathcal{O}(N^2)$ algorithm. Since an auto-correlation is a convolution, several procedures exist to reduce it to $\mathcal{O}(N \log N)$ using either fast Fourier transforms (Pen et al. 2003) or tree summation (Barnes & Hut 1986). In the astrophysical literature, algorithms to compute arbitrary order correlations have been presented by Moore et al. (2001). These are reported to scale as $\mathcal{O}(N^{3/2})$.

In this paper, we will consider a general fast algorithm for n -PCF in arbitrary dimensions with focus on the correlation functions in the context of 2D weak gravitational lensing data analyses. As mentioned in Schneider & Lombardi (2003), the two-point correlation function has been a popular method to analyze lensing data because it can be easily observed and cheaply computed; in addition, all second-order statistical measures can be derived in terms of the correlation function. On the other hand, Pen et al. (2003) used the three-point correlation function to measure the skewness of the shear which helps to break the $\Omega - \sigma_8$ degeneracy. As expected, the 3PCF is computationally much more complex and expensive. Fortunately, the new algorithm developed here makes it possible to handle rapidly increasing cosmological data sets with arbitrary geometry.

This paper consists of six sections. In section 2, we describe in detail the construction of the recursive bisectional binary tree, which is the basis for both the 2PCF and the 3PCF. In section 3, we show how we compute the 2PCF using the tree by first discussing the process of 'subdivision'

and its dependence on the 'open angle' criterion¹, then reviewing the accumulation of three-point statistics and our choice of coordinates for a given pair of nodes. We conveniently extend the method for computing the 2PCF in section 4 to accommodate the 3PCF. In section 5, we generalize the algorithm to compute correlation functions of arbitrary order in k -dimensional space. Section 6 is devoted to address the speed and efficiency of the overall performance, as well as the accuracy. Finally, we review all the procedures taken to compute the correlation functions, and conclude with potential applications of the method in section 7.

2 BUILD TREE

We use the monopole bisectional binary tree described in Pen (2003) and node-to-node interactions to compute the 2PCF and the 3PCF.

The tree needs be constructed only once, and remains useful thereafter for both 2PCF and 3PCF computations. For this reason, we should invest sufficient computing resources into this step to minimize the worst case errors arising from the tree. Hence, we exploit a monopole tree decomposition.

One starts by defining a 'root' cell², which includes all particles. In nodes where only one particle is present, we store the information about that particle with the node; the size of the node is the same as that of the particle³ which

¹ The term 'open angle' is first used in Barnes & Hut (1986)

² A cell is equivalent to a node.

³ The particle size only needs be small enough to not interfere with the 'open angle' test. For our purpose, we treat it roughly like a point.

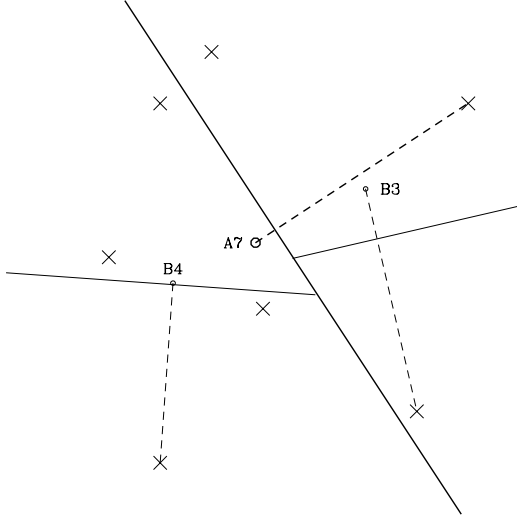


Figure 1. For a set of seven points, we first find the weighted average position; in this plot, it is simply the centre of mass because we choose equal weight for each point. We subdivide each cell by cutting along a line which is perpendicular to the line connecting the furthest particle and the weighted centre of mass, and intersects the line at a weighted midpoint.

is set to be 10^{-5} . For any node containing more than one particle, we find the particle which is furthest from the cell's weighted centre of the mass, and define this distance as the size of the node which we store with each node. We then spatially subdivide the node into two subnodes by a cut perpendicular to the line connecting the furthest particle and the weighted center of mass, and through a 'weighted midpoint'. A 'weighted midpoint' is found by orthogonally projecting all the particles onto the line connecting the furthest particle and the center of the mass, and selecting a point which divides the line into two rays each containing an equal number of projected particles unless the number of particles in the node is odd. This method of partitioning space is demonstrated for a sample of seven points in figure 1. When walking the tree, we check that the maximal radius⁴ of a node compared to its distance from another node is sufficiently small, as specified by the 'open angle' criterion detailed in section 3.1.

For a data set with N particles where N is an integer power of 2, we always find exactly the same number of particles in all nodes situating at the same level of the tree hierarchy; otherwise, it is possible for a minority (ie. less or equal to half) of the nodes to contain one fewer particle than the other nodes at the same level. The bisecting binary tree constructed for seven particles is populated as shown in figure 2. The resulting binary tree is balanced, and the depth of the tree is pre-determined to be $1 + \log_2 N$ rounded up to the next integer. This tree is fast to build. At each level of the tree, the sorting and bisection only costs $\mathcal{O}(N \log N)$

⁴ The maximal radius is just another term for the size of the node.

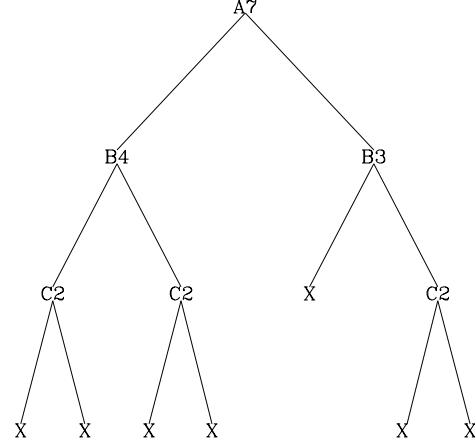


Figure 2. The figure shows the population of a bisecting binary tree constructed for seven particles. The number at each node is the number of particles occupying that node. This is an 'inverted' tree. In our discussions, we call A the 'root' node, and X's the top nodes or leaves

time for N particles. Since there are $\sim \log N$ levels in the tree, the total cost of building the tree is $\mathcal{O}(N(\log N)^2)$.

We keep track of the position of a node in the hierarchical tree by using an index lookup table⁵. The index lookup table is a $(2N - 1) \times 2$ array. We reserve the first N rows of the table for the N top nodes each containing a single particle, and assign to their entries the value of their own index, which is in the same order as in the input data file. The next $N - 1$ rows contain indices of the subnodes belonging to the remaining $N - 1$ compound nodes⁶ which are numbered dynamically from the 'root' up during the process of tree building. In general, the entries in row _{i} of the table hold the indices of the two subnodes whose parent node has index i . Near the top of the tree where each node contains at most two particles, the corresponding row in the index lookup table yields entries smaller than N , thus pointing back to the first N rows in the table. When walking the tree, the relation that the index of a node is smaller than N is often interpreted as a terminating signal for subdivisions which we will discuss further in section 3.1.

We summarize the useful information to be stored in each indexed node as follows:

- weighted average position
- other weighted quantities of interest
- size of the node
- total weight of the node⁷

⁵ It is sometimes referred to as a linked list

⁶ We call a node compound if it is not at the top level of the tree and thus has subnodes in the tree structure; however, a minority of these compound nodes may contain only a single particle.

⁷ For lensing, the weight for each galaxy is the inverse noise squared.

3 TWO-POINT CORRELATION FUNCTION

The two-point correlation function has a wide range of applications, including the weak gravitational lensing two-point statistics. It can be computed cheaply, and is relatively easy to obtain from lensing surveys. For a flat survey geometry, the two-point correlation function can be computed rapidly using Fourier Transforms with computing time $\mathcal{O}(N \log N)$. However, since the geometry of the sky is non-Euclidean, we cannot apply the FFT method to the problem (except as noted by Padmanabhan et al. (2002)). Then the geometry-independent 2PCF algorithm presented in this section, whose computing cost has a similar N -dependence as the FFT method but with a larger constant coefficient, becomes a favourable alternative. This 2PCF algorithm makes use of the bisectional binary tree constructed as in section 2.

3.1 Subdivision - 2PCF

The subdivision process is crucial since this is where we make use of the tree construct to our best advantage. We decide which pairs of nodes should be correlated in the mainstream subdivision. Once a pair of nodes is put into this category, we also have to decide whether we can use them directly to compute the two-point correlation. In the case where they are far enough from each other compared to their size, we directly correlate between these two nodes. However, when their size is too large compared to the separation between them, we have to further subdivide these nodes, and compare their subnodes instead.

When we come to a node, the situation is analogous to the dilemma where two people come to a three-way intersection, and must keep going forward. If we label the streets that are in front of them s_1 and s_2 , and themselves q_1 and q_2 , all possibilities of subsequent actions can be summarized as follows:

$$\begin{aligned} q_1, q_2 &\rightarrow s_1 \\ q_1, q_2 &\rightarrow s_2 \\ q_1 &\rightarrow s_1, q_2 \rightarrow s_2 \\ q_1 &\rightarrow s_2, q_2 \rightarrow s_1 \end{aligned}$$

If the persons are indistinguishable, the last two possibilities appear to be the same, then the number of different combinations is reduced from four to three. In our language, the nodes are equivalent to the persons, and the paths through which the nodes are processed are analogous to the streets. Any two nodes, in this case, are indeed indistinguishable with respect to the subdivision process since both the mainstream subdivision and subsequent processings are independent of the ordering of their arguments. If we considered the nodes distinct, the correlation between them would have been weighted twice.

All possibilities can be accounted for by using a recursive subroutine called SUBDIVIDE2 which takes two input arguments that indicate the indices of the nodes being compared. Let us name the two input nodes p_1 and p_2 , and their subnodes p_1^j and p_2^j respectively, where $j \in \{1, 2\}$ labels the two subnodes. We shall refer to the indices of these nodes as k_1 and k_2 , and those of the subnodes k_1^j and k_2^j . We initiate the subdivision process by calling SUBDIVIDE2($N + 1, N + 1$) which correlates all particles

within the 'root' cell. Then the recursive subdivisions take over and complete the rest of the necessary subdivisions for us.

3.1.1 Mainstream subdivision

In what we call the mainstream subdivision, we correlate *between* and *within* nodes at every level of the tree hierarchy, to ensure full coverage of space and separation lengths.

Case1 \Leftrightarrow SUBDIVIDE2($k_1, k_2 | k_1 = k_2$): If we want to correlate within a node, as with the 'root' cell, we call SUBDIVIDE2 with $k_1 = k_2$, each of which equals the index of the node. In this case, we only have two ways of choosing two points from its subnodes, and they both should be considered:

$$\begin{aligned} &\text{Choose 2 points from } p_1^1 \\ \Leftrightarrow &\text{SUBDIVIDE2}(k_1^1, k_1^1). \\ &\text{Choose 2 points from } p_1^2 \\ \Leftrightarrow &\text{SUBDIVIDE2}(k_1^2, k_1^2). \\ &\text{Choose 1 point from } p_1^1 \text{ and 1 from } p_1^2 \\ \Leftrightarrow &\text{SUBDIVIDE2}(k_1^1, k_1^2). \end{aligned}$$

The first two possibilities lead back to *Case1* at the next level. On the other hand, the third option pipes the subnodes to the further division process since it explicitly specifies two distinct nodes to correlate *between*.

3.1.2 Further subdivision

Case2 \Leftrightarrow SUBDIVIDE2($k_1, k_2 | k_1 \neq k_2$): When the two arguments of SUBDIVIDE2 are different, implying $p_1 \neq p_2$, we are admitted into the further subdivision process, which depends on the 'open angle' criterion. In this step, we want to tell whether the pair of nodes is suitable to be used in computing the two-point correlation. If they are, we perform the two-point correlation (2PC) on these nodes; otherwise, we subdivide them until they satisfy what we call the 'open angle' criterion. The 'open angle' θ is an accuracy parameter which controls the further subdivision process. It is defined as the maximal tolerable ratio of node size to spatial separation between nodes. Given a pair of nodes, p_1 and p_2 , let r_i denote the size of p_i and d the separation distance between p_1 and p_2 . Each round the further subdivision is invoked, we only check whether the *first* node satisfies the 'open angle' criterion. However, both nodes will have been tested before 2PC is performed on them. This is achieved by interchanging the order in which they are passed to SUBDIVIDE2 once the first node is found to meet the criterion. To prevent infinite exchange of arguments to SUBDIVIDE2 when both nodes satisfy the criterion, we use a counter c to keep track of the number of times the criterion has been satisfied for the same pair of nodes. This is put into code format as follows with an additional argument c :

If $\frac{r_i}{d} \leq \theta$,

```
Subroutine SUBDIVIDE2(k1,k2,c)
  If c=1 then
    call 2PC(k1,k2)
    return
  Else
    call SUBDIVIDE2(k2,k1,c+1)
  Endif
```

In the subroutine 2PC, we sum the weighted field quantities and the weights. The final 2PCF is obtained by taking the quotient of the two sums.

If $\frac{r_1}{d} > \theta$, we subdivide p_1 , and correlate between all combinations formed by a subnode of p_1 with p_2 :

Choose 1 points from p_1^1 and 1 from p_2
 $\Leftrightarrow \text{SUBDIVIDE2}(k_1^1, k_2, c = 0)$.

Choose 1 points from p_1^2 and 1 from p_2
 $\Leftrightarrow \text{SUBDIVIDE2}(k_1^2, k_2, c = 0)$

Here, we set the counter to zero because a new pair is compared next. During these accuracy-dependent further subdivisions, we do not compare subnodes belonging to the same parent node as this would confuse the mainstream subdivision. All pairs of nodes satisfying the 'open angle' criterion are sent to the node-to-node two-point correlation discussed in the next section.

The combined subdivision process is designed such that, when θ is assigned a sufficiently small value, all pairs of individual particles are taken into account as in the brute force approach.

3.2 Node-to-node two-point correlation in lensing

In this section, we show how two-point correlation statistics can be accumulated when applied specifically to a lensing shear map. We use a simulated shear map consisting of $\sim 10^5$ galaxies. The quantities obtained from the simulation is the position, the shear components, γ_1 , γ_2 , and the noise of each galaxy. The origin coordinate system is chosen such that all galaxies have positive x and y as components of their position. The weight of each individual galaxy is taken to be the inverse noise squared. In the construction of the tree, we sum up the weights of all galaxies in the node, and store the sum as the weight of the node. Aside from the weight and the size of a node, whose definition is given in 2, other quantities associated with the node are weighted averages.

The shear is conventionally recorded in components of γ_1 and γ_2 , as in the original shear map. However it can also be broken down into magnitude and angular components, γ and ϕ . The conversion between these two sets of bases can be expressed as:

$$\gamma_1 = \gamma \cos 2\phi \quad (1)$$

$$\gamma_2 = \gamma \sin 2\phi \quad (2)$$

$$\gamma = \sqrt{\gamma_1^2 + \gamma_2^2} \quad (3)$$

$$\tan(2\phi) = \frac{\gamma_2}{\gamma_1} \quad (4)$$

Here, we correlate the shear components in terms of a special angular coordinate. For any two points, we first convert their shears given in γ_1 and γ_2 into the components γ and ϕ . While keep the γ for each point fixed, we subtract from the original ϕ the angle formed between the line connecting the two points and the x -axis. We again express this rotated shear in terms of γ_1 and γ_2 . We then use these to compute the correlation function of ξ_1 and ξ_2 where

$$\xi_+ = \hat{\gamma}_1(A)\hat{\gamma}_1(B) + \hat{\gamma}_2(A)\hat{\gamma}_2(B) \quad (5)$$

$$\xi_- = \hat{\gamma}_1(A)\hat{\gamma}_1(B) - \hat{\gamma}_2(A)\hat{\gamma}_2(B) \quad (6)$$

In these equations $\hat{\gamma}_1$ and $\hat{\gamma}_2$ are weighted shears. ξ_1 and ξ_2 do not depend on the ordering of the two points but only on the rotationally invariant spatial configuration which is the separation length between the two points in the case of 2PCF. In this step, we logarithmically bin the separation length between the pair of points. The final two point function has two-components, and is stored in a one-dimensional grid which corresponds to the separation on a logarithmic scale.

4 THREE-POINT CORRELATION FUNCTION

The three-point correlation function is computationally more complex. At face value, the 3PCF would appear to be an $\mathcal{O}(N^3)$ operation. This is prohibitively expensive to compute for $\sim 10^5$ particles which is the number galaxies currently in each field of our lensing maps. Fortunately, based on similar principles as the 2PCF, we are able to compute the 3PCF in $\mathcal{O}(N \log N)$ operations for N particles.

4.1 Subdivision - 3PCF

Since we use a *binary* tree to compute the *three* point function, the subdivision process is intriguingly tricky. As in the subdivision process for the 2PCF described in section 3.1, we break up our discussion of the 3PCF subdivision into two parts: the mainstream subdivision and the accuracy-dependent further subdivision. The algorithm only flows from the mainstream subdivision to the further subdivision, but never in the opposite direction. This is strictly a one-way traffic because the triplets of nodes, which leave the mainstream subdivision, indicate areas amongst which correlation statistics must be taken; whereas, the further subdivision is used only to correlate these nodes up to a certain accuracy level.

To summarize the whole subdivision process in a systematic way, we construct a recursive subroutine named SUBDIVIDE3 with three input arguments which are the indices of the three nodes being compared, not necessarily distinct. Let the current arguments be denoted as k_1, k_2 and k_3 , which correspond to the nodes p_1, p_2 and p_3 ; and we write the subnodes of p_i as p_i^1 and p_i^2 . Similar to the 2PCF, we only need to initiate the process by explicitly calling SUBDIVIDE3($N+1, N+1, N+1$) once in the main program; this correlates all areas within the 'root' cell which includes all N particles. Then the rest of the processings are neatly taken care of by recursions.

4.1.1 Mainstream subdivision

The mainstream subdivision ensures that correlations are performed *on* and *between* all areas of the map. We again begin from the 'root' cell and move up the tree. At the root level, there is a single patch of area, thus we can only perform 'internal correlations' by subdividing the 'root' cell and comparing the subnodes. However at the next level, we have two nodes, hence we can do both 'internal' and 'external' correlations by comparing any combinations of three subnodes of the nodes. Whenever we have three distinct nodes to

correlate amongst, these nodes are passed to the further subdivision procedure. The following lists summarize all cases which we may encounter during subdivision.

Case1 \Leftrightarrow SUBDIVIDE3($k_1, k_2, k_3 | k_1 = k_2 = k_3$): If we want to correlate within a node, as in the case with the 'root' cell, we call SUBDIVIDE3 with three identical arguments. This means that the input nodes are indeed the same one. In this case, there are four possible ways of choosing three points from its two subnodes which we shall call p_1^1 , and p_1^2 , all of which we must explore:

Choose all 3 points from p_1^1
 \Leftrightarrow SUBDIVIDE3(k_1^1, k_1^1, k_1^1).
 Choose all 3 points from p_1^2
 \Leftrightarrow SUBDIVIDE3(k_1^2, k_1^2, k_1^2).
 Choose 2 points from p_1^1 and 1 from p_1^2
 \Leftrightarrow SUBDIVIDE3(k_1^1, k_1^1, k_1^2).
 Choose 2 points from p_1^2 and 1 from p_1^1
 \Leftrightarrow SUBDIVIDE3(k_1^2, k_1^2, k_1^1).

Recursively calling SUBDIVIDE3 in this manner divides the flow at each level. Where the three arguments are identical, as in the first two possibilities, we repeat the same procedure as for a single node described above; however, the last two possibilities lead us to *Case2*.

Case2 \Leftrightarrow SUBDIVIDE3($k_1, k_2, k_3 | k_1 = k_2 \neq k_3$): When the arguments involve exactly two distinct nodes, the first two arguments are always the same and the third different by the way we call the 'subdivide' subroutine. With this setup, by checking the equality of the first two arguments, we can easily determine the stage of the flow. If $k_1 = k_2$ and $k_1 \neq k_3$, this means that we intended to correlate any three points with two points selected from p_1 and one from p_3 . Since we must choose exactly one point from p_3 , it makes no difference other than increasing the computational cost to further subdivide p_3 , which corresponds to specifying the region in p_3 from which that one point is selected from. Therefore, whenever p_1 contains more than one particle, we subdivide it in the following three ways:

Choose 2 points from p_1^1 and 1 from p_3
 \Leftrightarrow SUBDIVIDE3(k_1^1, k_1^1, k_3).
 Choose 2 points from p_1^2 and 1 from p_3
 \Leftrightarrow SUBDIVIDE3(k_1^2, k_1^2, k_3).
 Choose 1 point from p_1^1 , 1 from p_1^2 , and 1 from p_3
 \Leftrightarrow SUBDIVIDE3(k_1^1, k_1^2, k_3).

The subroutine SUBDIVIDE3 is recursively invoked with the appropriate argument sets as indicated. The first two possibilities bring us back to *Case2* while the third breaks into further subdivision. Recursively performing these operations ultimately covers correlations over all areas, and eventually break down the 'root' cell into distinct triplets of nodes that must be correlated amongst, and all of which are passed to the further subdivisions.

4.1.2 Further subdivision

Case3 \Leftrightarrow SUBDIVIDE3($k_1, k_2, k_3 | k_1 \neq k_2 \neq k_3$): If the arguments of the SUBDIVIDE3 subroutine are pairwise distinct, the three input nodes will be tested on whether they are accurate enough for node-to-node three-point correlation to be performed on them, or that they need be further subdivided. The further subdivision process is much like the

one for the 2PCF. As in the 2PCF, the further subdivision does not call for the collection of three-point statistics until the 'open angle' criterion introduced in 3.1 is met. The only subtleties are that the 'open angle' criterion must now be satisfied by two ratios at each point, and that the combinations are more varied for each further subdivision taken.

Instead of checking all ratios for all nodes every time further subdivision is called, we simply check the 'open angle' criterion for the first node. All other nodes are checked by calling further subdivision with the nodes in rotation whenever the first node has satisfied the criterion. We keep a counter c to indicate the number of times the 'open angle' criterion has been consecutively satisfied; when $c = 2$, we call for the node-to-node three-point correlation, short-handed 3PC, with the three distinct nodes as arguments. This approach also ensures that only the minimum necessary number of further subdivisions are performed by checking before every two subdivisions which *must* come hand-in-hand.

Any three input nodes form a triangle, non-degenerate or degenerate, which we shall call $\triangle ABC$. We label the vertices in the order of the input nodes⁸, and their opposite sides a , b and c . We let r_1 represent the size of p_1 , and let p_1^1 and p_1^2 denote its subnodes. In further subdivisions, We must choose one point from each input node.

If $\max(\frac{r_1}{b}, \frac{r_1}{c}) \leq \theta$, this means that p_1 satisfies the criterion and does not need be subdivided; however, before we can call 3PC amongst these three input nodes, we must also check whether the other two nodes satisfy the 'open angle' criterion if we have not done so. This is put into pseudo-code below:

```
Subroutine SUBDIVIDE3(k1,k2,k3,c)
  If c=2 then
    call 3PC(k1,k2,k3)
    return
  Else
    call SUBDIVIDE3(k2,k3,k1,c+1)
  Endif
```

If some of the nodes in the triplet have not been been checked $\Leftrightarrow c < 2$, we call SUBDIVIDE3 with the nodes in the rotated order so that in the next round, we examine a different node, which is labeled as p_2 in this round. Rotating the same triplets three times makes a full rotation. Therefore, $c = 2$ implies that we have just checked the third node which also satisfies the criterion, then we can use this triplet to compute the 3PCF. The subroutine 3PC computes the raw correlation functions for the weighted field quantities and for the weights. The final 3PCF is the quotient of the two correlation functions.

If $\max(\frac{r_1}{b}, \frac{r_1}{c}) > \theta$, we subdivide p_1 by taking the following actions:

Choose 1 point from p_1^1 and 1 each from p_2 and p_3
 \Leftrightarrow SUBDIVIDE3($k_1^1, k_2, k_3, c = 0$)
 Choose 1 point from p_1^2 and 1 each from p_2 and p_3
 \Leftrightarrow SUBDIVIDE3($k_1^2, k_2, k_3, c = 0$)

We set c to be zero in this case since we want to reset the

⁸ The ordering of the three points is irrelevant here, hence could be arbitrary in principle.

counter every time a new triplet is put on trial; This way, the counter reads two only if the two nodes other than p_1 have both satisfied the 'open angle' criterion. When p_1 also meets the criterion, all three nodes of the same triplet pass the test. Subsequently, they are sent to the node-to-node three-point correlation discussed below. In this way, the accuracy-dependent further subdivision serves the sole purpose of accumulating *accurate enough* statistics amongst the three distinct areas covered by the triplets of nodes which left the mainstream subdivision.

Similar to the 2PCF, this subdivision process will count all $\binom{N}{3}$ triplets when θ is set to zero. As in the computation of 3PCF by definition, this is a $\mathcal{O}(N^3)$ process, and is prohibitively expensive for N of astronomical interest. The accuracy parameter θ controls the depth of subdivision and makes this otherwise intractable calculation feasible. One expects the truncation error to scale $\propto \theta^{-2}$. For a comparison between results with nonzero θ and the fully accurate results obtained either with θ equals zero or using the brute force approach, refer to section 6.

4.2 Node-to-node three-point correlation in lensing

We consider the information of each node, obtained while building the tree, to be concentrated at its centre of mass; therefore, we may consider the nodes point-like in the following discussion.

In a coordinate system where all galaxies lie in the upper right quarter of the xy-plane, we measure two components of the shear, γ_1 and γ_2 , at every galaxy. Hence, the shear 3PCF has eight components. The three-point correlations are dependent upon the ordering of the points. To reduce the complexity of the problem, for each triplets, we define points A, B and C as follows, and express the components of the shear in the coordinate system of the line connecting the first two points. Also, we name the side connecting A to B c , that connecting A to C b , and which connecting B to C a . For any three points, we first find the point(s) with the smallest x-coordinate; if this procedure isolates a single point, we name it A; otherwise, we select the one with the smaller y. This definition of A ensures that the other two points lie in the region where the vector pointing to each of them from A forms an angle between α with the x-axis where $-\frac{\pi}{2} < \alpha \leq \frac{\pi}{2}$. Whenever two of the points coincide, the triplet is ignored. If the three points form a non-degenerate triangle, we define B and C such that the angle from c to b is positive in the counter-clockwise direction. In the case where the three points form a line, the other two points always fall on the same side of A if A is properly defined, and we name them in order of increasing distance from A. We neglect the case where the three points coincide since the possibility is vanishingly small; besides, such degenerate cases are eliminated entirely in the further subdivision process on the basis that the minimum of the separation distances is too small to fall into the length scales of consideration. This results in a unique counting of triangles.

Utilizing the same angular coordinate transformation described in 3.2, we obtain the shears in terms of the new coordinates whose components are denoted as γ_1 and γ_2 .

Recall that the weight of each node is taken to be the sum of the inverse noise squared of all the galaxies in the node. We then compute the raw three point functions for the weights, as well as for the eight components, ξ_{111} , ξ_{112} , ξ_{121} , ξ_{211} , ξ_{122} , ξ_{221} , ξ_{212} and ξ_{222} , defined below:

$$\xi_{ijk} = \hat{\gamma}_i(A)\hat{\gamma}_j(B)\hat{\gamma}_k(C) \quad (7)$$

where $\hat{\gamma}_1$ and $\hat{\gamma}_2$ represent the weighted shears. The final three point function with eight components is the quotient of the correlation functions for the eight components of ξ and that for the weights. As in the 2PCF, we now logarithmically bin the three separation distances, a , b and c as defined above, and store the eight components of the 3PCF on a three-dimensional grid where the spatial configuration of any three points is uniquely defined by the ordered separation distances.

5 N-POINT CORRELATION FUNCTION IN K DIMENSIONS

The algorithm for the 2PCF and the 3PCF can be easily extended to n -th order. In this section, we discuss how the n -point correlation function can be computed for a k -dimensional field. The binary tree construction is entirely independent of the order of the correlation function or the dimension of the field. Although the subdivision process needs be generalized for higher order correlation functions, the method of subdivision does not depend on the dimensions of the field since it simply walks the *binary* tree.

5.1 Build tree in k dimensions

In a k -dimensional space, the tree construction is virtually the same as that in 2D. At each node, p , we find the weighted centre of mass, \mathbf{X}_c , and determine among all particles in the node the one that is furthest from the centre of mass, ie. the particle with position vector \mathbf{X}_{max} such that $\|\mathbf{X}_{max} - \mathbf{X}_c\| = \text{Sup}\|\mathbf{X} - \mathbf{X}_c\|$ for all $\mathbf{X} \in p$. Then we bisect the node by cutting along an $(k - 1)$ -dimensional subspace, or affine space, which is perpendicular to the line connecting \mathbf{X}_{max} and \mathbf{X}_c , and passes through a weighted midpoint determined similarly as in section 2. As in the 2D case, the binary tree remains useful for computing the n -point correlation where n is any positive integer.

5.2 Subdivision- n PCF

The Subdivision process for computing the n -point correlation can be divided into two parts as with the 2PCF and the 3PCF, and be dealt with in a single recursive subroutine SUBDIVIDE. The mainstream subdivision occurs when the input nodes are not pairwise distinct; otherwise, the θ -dependent further subdivision is performed. The subroutine SUBDIVIDE(**nodes**, n), with **nodes** being a 1D array of length n consisting of n input nodes, is discussed below.

5.2.1 Mainstream subdivision

\Leftrightarrow SUBDIVIDE($k_1, \dots, k_n | k_i = k_j$ for some $i \neq j$):

If the n elements of **nodes** are not pairwise distinct, we want

to call SUBDIVIDE with all possible combinations formed by the subnodes of the repeating nodes with the nonrepeating nodes themselves as arguments. This can be achieved by the following operations:

```

j=0
do i=1,n-1
  if(nodes(i)=nodes(i+1)) then
    j=j+1
  else
    if(j>0)
      do k=0,j+1
        snodes=snodes
        snodes(i-j:i-j+k-1)=nodes(i-j).sub1
        snodes(i-j+k:i)=nodes(i-j).sub2
        call SUBDIVIDE(snodes,n)
      enddo
    j=0
  endif
endif
enddo

```

We call SUBDIVIDE in such a way as to keep the repeating nodes together. This way, it is much easier to tell whether a set of nodes is pairwise distinct by simply checking the adjacent nodes.

5.2.2 Further subdivision

\Leftrightarrow SUBDIVIDE($k_1, \dots, k_n | k_i \neq k_j$ for any $i \neq j$):

When all n input nodes are pairwise distinct, further subdivision of the first node p_1 is performed upon the condition that the 'open angle' criterion is not satisfied for p_1 . The 'open angle' criterion, in the n -th order case, is the condition that $\frac{r_1}{\min(d_i)} \leq \theta$ where r_1 is the size of p_1 , and d_i with $i \in \{2, \dots, n\}$, is the separation distance between p_1 and p_i . Whenever the criterion is met for p_1 , we check whether the counter c , which keeps track of the number of points on the n -sided polygon that have passed the 'open angle' test, reads $n-1$. If so, we accumulate n -point statistics with these nodes by calling the subroutine nPC; otherwise, we recursively call SUBDIVIDE while rotating the input nodes.

```

Subroutine SUBDIVIDE(nodes,n,c)
  If c=n-1 then
    call nPC(nodes,n)
    return
  Else
    call SUBDIVIDE(cshift(nodes,1),n,c+1)
  Endif

```

The nPC subroutine computes the raw correlation functions for the weighted field quantities, as well as for the weights. The quotient of the two correlation functions is the final n -point correlation function.

If $\max(\frac{r_1}{b}, \frac{r_1}{c}) > \theta$, we subdivide p_1 in the following ways:

```

Subroutine SUBDIVIDE(nodes,n,c)
  snodes=snodes
  snodes(1)=nodes(1).sub1
  call SUBDIVIDE(snodes,n,c=0)
  snodes(1)=nodes(1).sub2
  call SUBDIVIDE(snodes,n,c=0)

```

Since the p_1 does not satisfy the 'open angle' criterion, we replace the correlation amongst the n input nodes by a pair of correlations each for the combination of a subnode of p_1 with the remaining $n-1$ nodes. We reset the counter c in this case since a new n -tuple is subsequently considered. This way, the counter reads $n-1$ if only if all the other $n-1$ nodes besides the one being examined have satisfied the 'open angle' criterion.

5.3 Node-to-node n -point correlation of a 2D scalar field

To compute the n -point correlation function for a 2D scalar field, we follow the tree construction and subdivision as described above. Here, we discuss how one handles the statistics of a given set of n distinct points p_1, \dots, p_n . We first throw away sets with anomaly such as the coincidence of two or more points; thus, we need not consider this case in the following discussion.

We uniquely count n -polygons in 2D using a similar setup as that for 3PCF. First, we select as p'_1 the point whose position has the smallest x -component; if this selection does not single out a point, we choose the point with the smallest y -component. We then consider the angle $\bar{\alpha}_i$ formed by the x -axis and s_i which is the line connecting p'_1 and p_i for any $i \in \{2, \dots, n\}$. We label the remaining points in order of increasing $\bar{\alpha}$; where we encounter two points with the same $\bar{\alpha}$, we number them in order of increasing distance from p'_1 .

Once we have a set of ordered n -tuple $\{p'_1, \dots, p'_n\}$, we can compute the raw n point functions for the field quantity ξ and for the weight. The final n -point function with a single component is the quotient of the correlation function ξ and that for the weights.

5.4 Node-to-node n -point correlation of a k -dimensional Scalar Field

Consider having one point in a k -dimensional space, the point itself is dimensionless and rotationally invariant; therefore, when a second point is placed into the system, only its distance from the first point matters. If $k \geq 3$, since the line segment connecting the first point and the second point is a one-dimensional object, we describe the position of another point relative to them by specifying its orthogonally projected position onto the line, and their perpendicular distance from the line, this requires two parameters. In the general case, given three points, they form a plane; specifying yet another point relative to them requires three parameters; a set of parameters could be the projected position of the fourth point onto the plane (2-values), and its distance from the plane. However, a point in a k D space cannot be specified by k independent components. In general, before the i^{th} point is placed in a k -dimensional space, there pre-exists $i-1$ other points, potentially forming an object of dimension $\min(i-1, k)$. Consider forming the n -sided polygon by adding one point after another, the correlation function can be stored on a m -dimensional grid where $m = \sum_{i=1}^n \min(i-1, k)$.

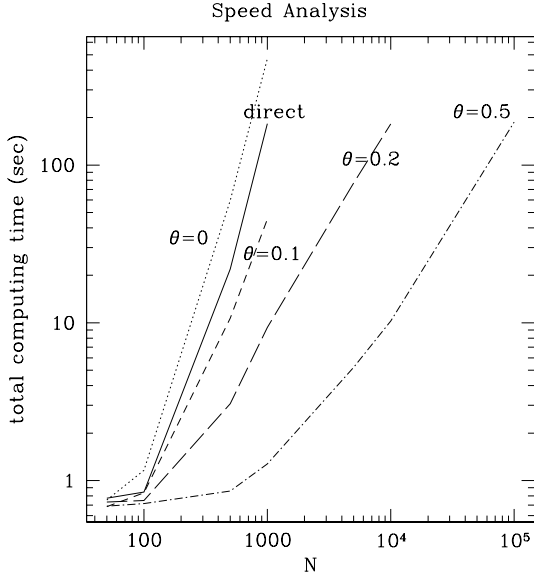


Figure 3. This is a plot of the total computing time against the number of particles for different θ 's compared to the brute force approach. Notice that the cost is $\sim \mathcal{O}(N\theta^{-2})$ for small N and $\sim \mathcal{O}(N\theta^{-3})$ for large N . This is consistent with our estimate.

6 SPEED AND EFFICIENCY

In 2D, the construction of the tree costs $\mathcal{O}(N(\log N)^2)$ for N particles. After building the tree, the computing time for the 2PCF is expected to vary with $\mathcal{O}(N\theta^{-2})$, and $\mathcal{O}(N\theta^{-4})$ for the 3PCF where θ is the accuracy parameter specifying the maximal tolerable ratio of separation to distance.

We test the speed and accuracy of the 2D 3PCF computation on CITA's 1GHz Alpha machine. The 3PCF is computed over the length scale from 10 to 10^3 , binned at logarithmic intervals of $2^{0.1}$. Figure 3 shows a plot of the total computing time for all eight components of the shears from a simulated lensing survey. Since the computational cost is dominated by the subdivision procedure, we observe a linear dependence on the number of particles, N . However, we find that the computing time scales as θ^{-2} or θ^{-3} . The reason for this is that the data is written out from the simulation along one dimension although the full set is 2D. For small N , the particles lie roughly in a line; a search for two neighbours within a distance $d \propto \theta^{-1}$ gives rise to the θ^{-2} dependence. The map grows into a rectangle as more particles are considered. When the full 2D map consisting of 121,183 galaxies is used, this should yield $\mathcal{O}(\theta^{-4})$. However, computing the 3PCF with small θ becomes increasingly expensive for large N . Therefore, we only test the computing time for different θ up to 10000 particles. This is only one-tenth of the whole data set; this explains why the computing time $\propto \theta^{-3}$ for such N .

The truncation error for computing the 3PCF of a 2D scalar field using the tree approach is plotted against different θ in figure 4. Empirical runs show that it is proportional to θ^{-2} as predicted in section 4.1.

For the n -point correlation function in 2D, the θ -dependence of speed corresponds to performing correlations with $n-1$ other particles chosen within a neighbouring area

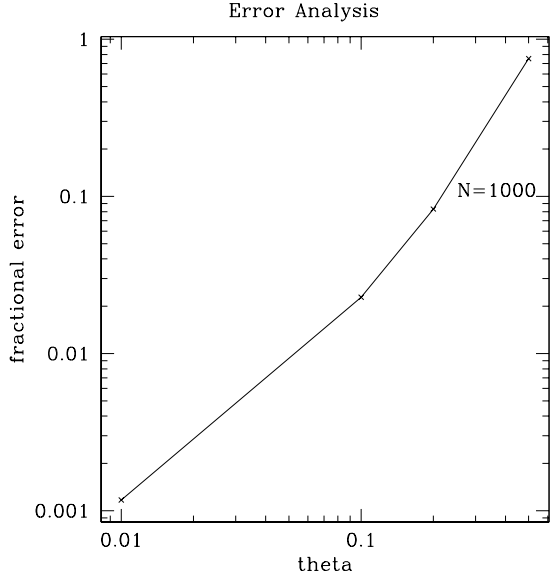


Figure 4. For 1000 particles, we plot the fractional error of the 3PCF for a scalar field computed using the new algorithm compared to that using the brute force approach. We first smooth over the neighbouring grids, then compute the fractional error $\Delta = \frac{\sum_{i,j,k} (\xi_{\theta} - \xi_*)^2}{\sum_{i,j,k} \xi_*^2}$ where ξ_* is the 3PCF computed by direct summation over all triplets of particles. We see that the truncation error is consistent with $\propto \theta^{-2}$

of radius $d \propto \theta^{-1}$ for each of the N particles; the number of neighbouring particles is proportional to the area which scales as θ^{-2} , hence, this dependence is $\mathcal{O}(\frac{N}{\theta^{2(n-1)}})$. Since we need to resolve for separation $d < \frac{r}{\theta}$, in the limiting case, where $\theta \rightarrow 0$, the area $\propto d^2 \rightarrow \infty$; however, the number of particles in the area is bounded above by the total number of particles N . Therefore, at this limit, $\theta^{-2} \sim N$, the computational cost is $\mathcal{O}(\frac{N}{\theta^{2(n-1)}}) \rightarrow \mathcal{O}(N^n)$. This is in perfect agreement with the speed of the brute force approach. As intended in the further division procedure, for $\theta \rightarrow 0$, we perform full correlations among all n -tuples.

In the k -dimensional case, building the tree costs $\mathcal{O}(kN \log N)$ because it involves solving k components of the distances. The search around a particle for another neighbouring particle within radius d costs $\mathcal{O}(d^k) \sim \mathcal{O}(\theta^{-k})$. Hence, searching around N particles for $n-1$ other particles in this volume gives rise to a computing cost of $\mathcal{O}(\frac{N}{\theta^{k(n-1)}})$ for the n -point correlation function, which limits to $\mathcal{O}(N^k)$ for small θ .

In comparison, using FFTs, the two-point correlation function can be computed at the cost of $\mathcal{O}(N \log N)$, and the three-point correlation function in $\mathcal{O}(N^2 + N\theta^{-2}(\log N)^2)$. The coefficient for FFTs can be very small, but the memory overhead $\mathcal{O}(N\theta^{-2} \log N)$ can be significant, and in highly clustered regimes, there is significant inefficiency since the data must be gridded on the finest scale.

Moore et al. (2001) described an algorithm to compute the 2-pt function on a kd tree. They reported a scaling $\mathcal{O}(N^{3/2})$. The additional cost appears to arise because they loop over the correlation function bins and perform a gather

operation on pairs, while our algorithm performs a scatter operation into the correlation function.

This paper has been typeset from a $\text{\TeX}/\text{\LaTeX}$ file prepared by the author.

7 CONCLUSION

We have presented the framework to efficiently compute the two-point and the three-point correlation functions in $\mathcal{O}(N \log N)$ operations. Historically, the computation of the 3PCF has been prohibitively expensive; the fast 2PCF algorithms were obtained with loss of generality, and are often limited to certain special geometries. We further generalized the algorithm to compute the correlation functions of arbitrary order, with a discussion of its application to a scalar field in higher dimensional space.

The technique involves the construction of a balanced bisectional binary tree. The worst case error at each node is minimized by subdividing perpendicular to the longest node extent. Bisection guarantees a memory requirement no more than the next higher integer power of two larger than the data set.

At the same level of the tree hierarchy, all nodes are occupied by the same number of particles; and all leaves are occupied by exactly one particle. When walking the tree, we start from the 'root' cell. Whenever the 'open angle' criterion is fulfilled, we accumulate n -point statistics and terminate our pursuit along that path; otherwise, we move up the tree until the criterion is met or until we hit the top of the tree where each node contains exactly one particle. Besides speed, our method is not geometry dependent and thus offers a greater generality.

After this work was completed, we became aware of an independent implementation of a very similar algorithm for the 3PCF by Mike Jarvis based on a $\mathcal{O}(N \log N)$ implementation of the Moore et al. (2001) algorithm (poster, Great Lakes Cosmology Workshop, Ann Arbor, Michigan, USA, May 15-18, 2003).

For the upcoming lensing and CMB surveys such as the Canada-France-Hawaii-Telescope-Legacy-Survey, this rapid algorithm will allow an efficient analysis of the data in a tractable amount of computational effort.

We would like to thank Robin Humble for suggesting the algorithm, and Mike Jarvis for stimulating discussions.

REFERENCES

- Barnes J., Hut P., 1986, *Nat*, 324, 446
- Moore A. W., Connolly A. J., Genovese C., Gray A., Grone L., Kanidori N., Nichol R. C., Schneider J., Szalay A. S., Szapudi I., Wasserman L., 2001, in *Mining the Sky Fast Algorithms and Efficient Statistics: N-Point Correlation Functions*. pp 71–+
- Padmanabhan N., Seljak U., Pen U. L., 2002, *ArXiv Astrophysics e-prints*, pp 10478–+
- Pen U., 2003, *ArXiv Astrophysics e-prints*, pp 4513–+
- Pen U., Van Waerbeke L., Mellier Y., 2002, *ApJ*, 567, 31
- Pen U., Zhang T., Waerbeke L. v., Mellier Y., Zhang P., Dubinski J., 2003, in *eprint arXiv:astro-ph/0302031*
- Detection of dark matter Skewness in the VIRMOS-DESCART survey: Implications for Ω_0 . pp 2031–+
- Schneider P., Lombardi M., 2003, *A&A*, 397, 809