

# Double Inflation and the Low CMB Quadrupole

Bo Feng\* and Xinmin Zhang†

*Institute of High Energy Physics, Chinese Academy of Sciences,  
P.O. Box 918-4, Beijing 100039, People's Republic of China*

Recent released WMAP data show a low value of quadrupole in the CMB temperature fluctuations, which confirms the early observations by COBE. In this paper we consider a model of two inflatons with different masses,  $V(\phi_1, \phi_2) = \frac{1}{2}m_1^2\phi_1^2 + \frac{1}{2}m_2^2\phi_2^2$ ,  $m_1 > m_2$  and study its effects on CMB of suppressing the primordial power spectrum  $\bar{P}(k)$  at small  $k$ . Inflation is driven in this model firstly by the heavier inflaton  $\phi_1$ , then the lighter field  $\phi_2$ . But there is no interruption in between. We numerically calculate the power spectrum with mode by mode integrations, then fit it to WMAP temperature correlations TT and the TE temperature-polarization spectrum. Our results show that with  $m_1 \sim 10^{14}$  GeV and  $m_2 \sim 10^{13}$  GeV, this model solves the problems of flatness *etc.* and generates a primordial spectrum with a feature which is favored at  $\sim 1.8\sigma$ . The CMB quadrupole predicted can be much lower than the standard power-law  $\Lambda$ CDM model and the model of single field chaotic inflation.

Keywords: Cosmology: Cosmic Microwave Background, Double Inflation

Recently the Wilkinson Microwave Anisotropy Probe (WMAP) data [1, 2, 3, 4, 5] have been released and it is shown that the data is consistent with the predictions of the standard  $\Lambda$ CDM model with an almost scale-invariant, adiabatic and Gaussian primordial (scalar) fluctuations. However, there remain intriguing discrepancies between the model and the observations, which show the overprediction of the model on the amplitudes of fluctuations at both the largest and the smallest scales. In ref.[2] Spergel *et al.* include other data of the Cosmic Microwave Background(CMB)[6, 7] and Large Scale Structure(LSS)[8, 9]. They characterize the spectrum with a constant  $dn_S/d\ln k$  and find that the best fit for the amplitude of fluctuations gradually drops as the probe of scale  $k$  increases and the data supports for a nonzero running of the scalar spectrum index from blue to red at  $2\sigma$  with  $dn_S/d\ln k = -0.042^{+0.021}_{-0.020}$  [2]. In ref.[10], the authors have questioned about the validity of the use of Lyman- $\alpha$  forest data [9], despite this a slightly running of the power spectrum index is still favored in the analysis of refs. [2, 10, 11, 12, 13]. Especially, with a detailed reconstruction of the power spectrum Mukherjee and Wang[12] have shown a preferred feature at  $k \sim 0.01 \text{ Mpc}^{-1}$ , consistent with a running of the index. And in ref.[11] Bridle *et al.* have stressed the importance of the data for the first three multipoles  $l = 2, 3, 4$  on the requirement for the running index.

Theoretically there have been studies in the literature since the release of the WMAP data on models of inflation which provide a running index required by the WMAP [14, 15, 16, 17]. However, as shown in ref.[2], the probability of finding a lower value of quadruple in the presence of a **constant** running of the spectral index is no more than 0.9 percent for a spatial flat  $\Lambda$ CDM cosmology. Indeed, the lack of CMB power on the large

angular scales seen already in COBE [18] and reinforced by WMAP is more challenging. This discrepancy may be due to cosmic variance. On the other hand, it probably gives a hint for new physics.

Recently several possibilities to **alleviate** the low-multipoles problem have been proposed in the literature [2, 11, 19, 20, 21, 22, 23, 24] which include considering the effect of a finite universe[2], the late time integrated Sachs-Wolf (ISW) effect by quintessence[21, 22], a non-flat universe[20], a suppression of the primordial fluctuations[11, 22, 23] or different release of the data[19, 24]. In the framework of inflation, Contaldi *et al* in[22] have studied two approaches to suppressing the large scale power. One is changing the inflaton potential, the other is changing the initial conditions at the onset of inflation relative to the standard chaotic inflation models. For the latter case, the inflaton has to be assumed in the kinetic dominated regime initially.

In this paper we consider a double inflation model and study the possibility of suppressing the lower multiples in the CMB. The model under investigation is given by:

$$V(\phi_1, \phi_2) = \frac{1}{2}m_1^2\phi_1^2 + \frac{1}{2}m_2^2\phi_2^2. \quad (1)$$

The double inflation in the literature has been studied widely. And phenomenologically it can be realized naturally in particle physics. For example, in the sneutrino inflation models[25, 26], there are three sneutrinos which belong to three different families. Taking two of them degenerated, it is effectively a model of double inflation.

We assume in (1) that  $\phi_1$  is heavier than  $\phi_2$ , *i.e.*  $m_1 > m_2$ . So the inflation is firstly driven by  $\phi_1$ , then by  $\phi_2$ , and there is no interruption in between. The transition takes place at  $m_{\phi_1} \sim H$  where  $H$  is the Hubble rate. When transition happens  $\phi_1$  starts to oscillate around the minimum of its potential. We denote the wavenumber of comoving mode which crosses the horizon around this moment as  $k_f$ . Choosing the model parameters so that  $k_f$  corresponds to the scale around our current horizon we

\*Electronic address: fengbo@mail.ihep.ac.cn

†Electronic address: xmzhang@mail.ihep.ac.cn

will show in this paper that model (1) provides a scalar power spectrum much suppressed around  $k_f$ . With a set of the model parameter we will give a specific example of the initial scalar power spectrum and fit it to WMAP data. Our results show that the spectrum with a feature is favored at about  $2\sigma$  and lower CMB multipoles can be achieved by the spectrum with a feature provided by this model.

For the discussions on double inflation, we use the notations of ref.[27]. In a spatially flat Friedmann-Robertson-Walker (FRW) universe the evolution of the background fields for the potential given in (1) is described by the Klein-Gordon equation:

$$\ddot{\phi}_I + 3H\dot{\phi}_I + V_{\phi_I} = 0, \quad (2)$$

and the Friedmann equation:

$$H^2 = \left(\frac{\dot{a}}{a}\right)^2 = \frac{8\pi G}{3} \left[ \frac{1}{2}\dot{\phi}_1^2 + \frac{1}{2}\dot{\phi}_2^2 + V \right], \quad (3)$$

where  $I = 1, 2$ ,  $a$  is the scale factor, the dot stand for time derivative and  $V_x = \partial V / \partial x$ . Scalar linear perturbations to the FRW metric can be expressed generally as (We use the metric convention  $+, -, -, -$ ):

$$ds^2 = (1+2A)dt^2 - 2aB_{,i}dx^i dt - a^2[(1-2\psi)\delta_{ij} + 2E_{,ij}]dx^i dx^j. \quad (4)$$

Thus the equation for the evolution of the perturbation  $\delta\phi_I$  with comoving wavenumber  $k$  is given by

$$\begin{aligned} \ddot{\delta\phi}_I + 3H\dot{\delta\phi}_I + \frac{k^2}{a^2}\delta\phi_I + \sum_J V_{\phi_I\phi_J}\delta\phi_J = \\ -2V_{\phi_I}A + \dot{\phi}_I \left[ \dot{A} + 3\dot{\psi} + \frac{k^2}{a^2}(a^2\dot{E} - aB) \right]. \end{aligned} \quad (5)$$

Defining the adiabatic field  $\sigma$  and its perturbation as [27]:

$$\begin{aligned} \dot{\sigma} &= (\cos\theta)\dot{\phi}_1 + (\sin\theta)\dot{\phi}_2, \\ \delta\sigma &= (\cos\theta)\delta\phi_1 + (\sin\theta)\delta\phi_2, \end{aligned} \quad (6)$$

with<sup>1</sup>

$$\cos\theta = -\frac{\dot{\phi}_1}{\sqrt{\dot{\phi}_1^2 + \dot{\phi}_2^2}}, \quad \sin\theta = -\frac{\dot{\phi}_2}{\sqrt{\dot{\phi}_1^2 + \dot{\phi}_2^2}}. \quad (7)$$

The background equations (3) and (2) become

$$\begin{aligned} H^2 &= \frac{8\pi G}{3} \left( \frac{1}{2}\dot{\sigma}^2 + V \right), \\ \ddot{\sigma} + 3H\dot{\sigma} + V_\sigma &= 0, \end{aligned} \quad (8)$$

where  $V_\sigma = (\cos\theta)V_{\phi_1} + (\sin\theta)V_{\phi_2}$ . The comoving curvature perturbation is given by [27]

$$\mathcal{R} = \psi + \frac{H}{\dot{\sigma}}\delta\sigma. \quad (9)$$

We assume that there is no entropy perturbation, and this is consistent with the results of WMAP [4]. Under this assumption, there is an adiabatic condition between  $\delta\phi_1$  and  $\delta\phi_2$ :

$$\frac{\delta\phi_1}{\dot{\phi}_1} = \frac{\delta\phi_2}{\dot{\phi}_2}. \quad (10)$$

So, the equation governing the evolution of adiabatic perturbation is the same as that in the single field inflation model [28, 29]:

$$u'' + \left(k^2 - \frac{z''}{z}\right)u = 0, \quad (11)$$

where  $u = -z\mathcal{R}$  and  $z = a\dot{\sigma}/H$ , the prime denotes the derivative with respect to conformal time  $\eta$  ( $\eta = \int \frac{dt}{a}$ ). The power spectrum of adiabatic perturbation is defined as

$$P_{\mathcal{R}}(k) = \frac{k^3}{2\pi^2} \left| \frac{u}{z} \right|^2, \quad (12)$$

which approaches a constant at late time as  $k/aH \rightarrow 0$ .

Using formulations above we are able to calculate the primordial scalar power spectrum with mode by mode integrations[14, 30, 31]. Regarding the choices of the model parameters: initial values of  $\phi_1$  and  $\phi_2$ ,  $m_1$  and  $m_2$ . We notice that  $\phi_1$  is arbitrary with a weak prior to provide enough number of  $e$  – *folding* to solve the flatness problem[22, 23],  $\phi_2$  mainly determines which  $P_S$  correspond to the cosmological scale and the ratio of  $m_1$  to  $m_2$  determines the shape of  $P_S$  with the absolute value of  $m_2$  fixed by the WMAP normalization. For different values of  $\phi_2$ , the corresponding number of  $e$  – *folding* to CMB scales will differ and the shape of  $P_S$  will also get changed, as in the case of the single field inflation. The amplitude of  $P_S(k)$  is to be determined by observations. In Fig.1 we show initial power spectra as a function of  $\ln(k/k_f)$ . In the numerical calculation[32] we have set  $m_1 = 8m_2$  and  $\phi_2 = 3.3M_{Pl}$  at the onset of inflation. This gives rise to  $N(k_f) = 59.6$ . We find such a value of  $N(k_f)$  is acceptable for fitting to WMAP data below. We also show in Fig.1 the behavior of the slow rolling(SR) parameters defined by  $\epsilon \equiv -\dot{H}/H^2$  and  $\delta \equiv \ddot{\sigma}/H\dot{\sigma}$ . One can see that these parameters change dramatically – this is why we use numerical calculations instead of the Stewart-Lyth analytical formula[29, 31, 33].

Now we fit the WMAP data with the  $P_S$  in Fig.1. Our modified version of the publicly available CMB-FAST [34] is based on Version 4.2 [35] and we have used the "HP" choice to give exact CMB TT and TE power spectra. We used a similar method to ref.[22]. We set  $\Omega_\Lambda$  and  $\ln k_f$  as free parameters in our fit. Denoting  $k_c = 7.0 \times 70./3/10^5 \approx 1.6 \times 10^{-3} \text{ Mpc}^{-1}$ , we use 41 and 251 grid points with ranges  $[0.68, 0.76]$ , and  $[-19.6, 5.4]$  respectively for  $\Omega_\Lambda$  and  $\ln(k_f/k_c)$ . At each point in the grid we use subroutines derived from those made available by the WMAP team to evaluate the log likelihood with respect to the WMAP TT and TE data [3]. Other

<sup>1</sup> Our definitions of  $\cos\theta$  and  $\sin\theta$  have the opposite signs with those in Ref. [27], but these differences do not affect the results

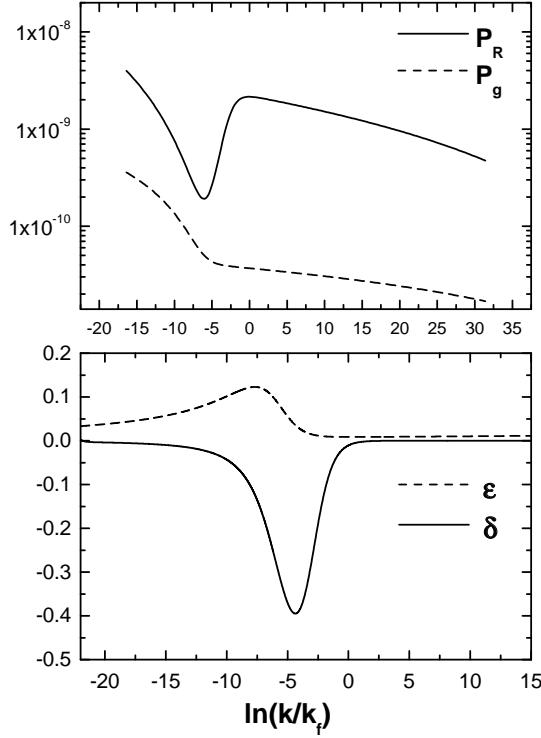


FIG. 1: Initial power spectra and slow rolling parameters as a function of  $\ln(k/k_f)$ .  $N(k_f) = 59.6$

parameters are held fixed at  $\Omega_b h^2 = 0.022$ ,  $\Omega_m h^2 = 0.135$  and  $\tau_c = 0.17$  and  $\Omega_{\text{tot}} = 1$  [2]. The overall amplitude of the primordial perturbations have been normalized to give the largest likelihood and the amplitude for each mode is saved. We used only scalar power spectrum in our fit to CMB.

In Fig. 2 we show the resulting best-fit models obtained from the grids for the model considered. In the plot we take the same error bars on the binned WMAP results as ref.[2]. The region between the two dashed lines is given by 1- $\sigma$  confidence level for a lognormal distribution as well as the cosmic variance limits. The cosmic variance factor is  $1 \pm \sqrt{2/(2l+1)}$ . The middle solid line shows the best-fit for the model with  $\chi^2 = 1429.2$ . One can see the CMB low multipoles do have been well suppressed in our model.

In Fig. 3 we plot the resulting  $\chi^2$  values as a function of  $\Omega_\Lambda$  and  $\ln(k_f/k_c)$ . The contours shown are for  $\Delta\chi^2$  values giving one, two, and three  $\sigma$  contours for two parameter Gaussian distributions. We find that the primordial spectrum with a feature is favored at 2- $\sigma$  level and the probability with no feature is non vanishing. This is evident as current observations do not exclude the standard chaotic inflation model [2]. We have checked for the primordial spectrum in Fig.1 the ratio of scalar to tensor

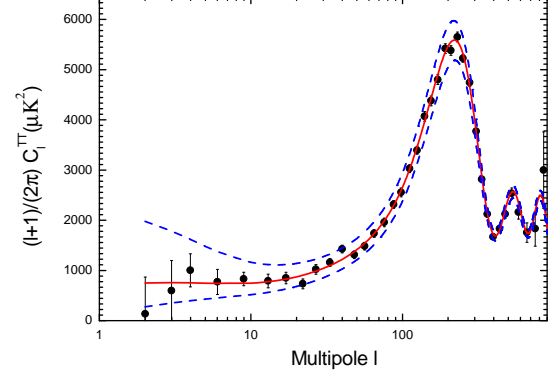


FIG. 2: CMB anisotropies with  $P_S$  shown in Fig.1. The error bars are taken the same as ref.[2]. The upper and lower dashed lines show the 1- $\sigma$  confidence level for a lognormal distribution with cosmic variance limits. The middle solid line shows the best-fit for the model.

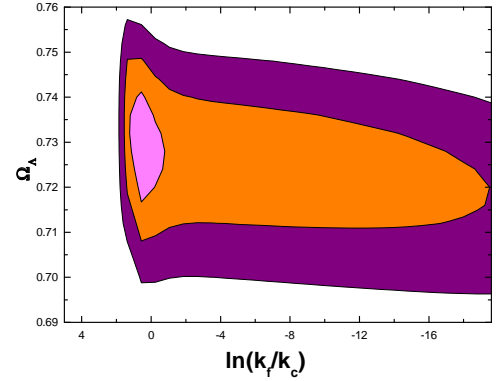


FIG. 3: Two-dimentional contour in the  $\ln(k_f/k_c)$ – $\Omega_\Lambda$  plane for our grids of model.  $k_c \approx 1.6 \times 10^{-3} \text{ Mpc}^{-1}$ . The regions of different color show 68.3%, 95% and 99.7% confidence.

$r \equiv 8P_g/P_R$  is less than 0.28 at 3 $\sigma$  level at  $k = 5 \times 10^{-4} \text{ Mpc}^{-1}$  and  $r < 0.22, 0.19$  at 2 $\sigma, 1\sigma$  level, which shows neglecting tensor contributions is reasonable.

We marginalize over  $\Omega_\Lambda$  to obtain the marginalized probability distribution in  $\ln(k_f/k_c)$  shown in Fig. 4. For the  $P_S$  in Fig.1 we find  $\ln(k_f/k_c) = 0.8^{+0.4}_{-0.7}$  at 1 $\sigma$  and  $0.8^{+0.6}_{-11.4}$  at 2 $\sigma$ , corresponding to  $k_f = 3.6^{+1.8}_{-1.8} \times 10^{-3} \text{ Mpc}^{-1}$  and  $3.6^{+3.0}_{-3.6} \times 10^{-3} \text{ Mpc}^{-1}$ . The difference in  $\chi^2$  between the peak in the distributions and at  $\ln(k_f/k_c) = -19.6$  is found to be  $\Delta\chi^2 = 6.1$ . At 2 $\sigma$  level the normalized factor A at  $k = 0.05 \text{ Mpc}^{-1}$  is  $0.8 \sim 0.89$  and we get  $m_1 = 1.3 \sim 1.6 \times 10^{14} \text{ GeV}$ . Note however in the region  $\ln(k_f/k_c) \lesssim -5$  the primordial spectrum acts like single field chaotic case. In contrast we run two similar codes for the power law primordial spectrum and a single field chaotic spectrum. We get a minimum  $\chi^2 = 1432.7$  for

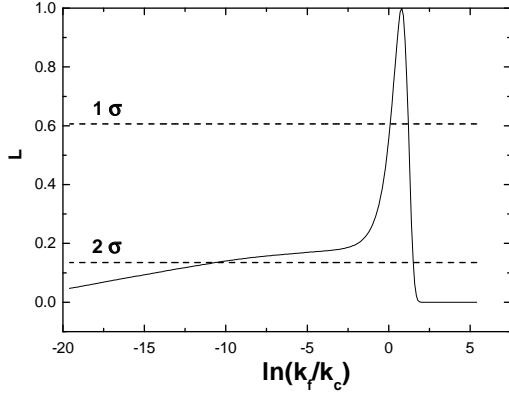


FIG. 4: One-dimensional marginalized distribution for the values of  $\ln(k_f/k_c)$

spectrum with constant  $n_S$  and  $\chi^2 = 1432.5$  for spectrum from chaotic inflation model. This indicates our double inflation model is favored at  $\sim 1.8\sigma$  compared with single field case.

In conclusion, we have studied the possibility of suppressing the low multipoles in the CMB anisotropy with a model of double inflation. Our results show that with  $m_1 \sim 10^{14}$  GeV and  $m_2 \sim 10^{13}$  GeV which lies in the parameter space required by neutrino physics in the scenario of sneutrino inflation[25, 26], this model fits to the WMAP data better than the standard power-law  $\Lambda$ CDM model and the models of chaotic inflation with a single field.

We thank Dr. Mingzhe Li for discussions and Dr. H. H. Peiris for communications on WMAP data. This work was supported in part by National Natural Science Foundation of China and by Ministry of Science and Technology of China under Grant No. NKBRSF G19990754.

- 
- [1] C.L. Bennett *et al.*, astro-ph/0302207.
  - [2] D.N. Spergel *et al.*, astro-ph/0302209.
  - [3] L. Verde *et al.*, astro-ph/0302218.
  - [4] H.V. Peiris *et al.*, astro-ph/0302225.
  - [5] E. Komatsu *et al.*, astro-ph/0302223.
  - [6] T. J. Pearson *et al.*, astro-ph/0205388.
  - [7] C. L. Kuo *et al.*, astro-ph/0212289.
  - [8] W. J. Percival *et al.*, Mon. Not. Roy. Astr. Soc. **327**, 1297 (2001).
  - [9] R. A. C. Croft *et al.*, Ap. J. **581**, 20 (2002); N. Y. Gnedin and A. J. S. Hamilton, Mon. Not. Roy. Astr. Soc. **334**, 107 (2002).
  - [10] U. Seljak, P. McDonald, and A. Makarov, astro-ph/0302571.
  - [11] S.L. Bridle, A.M. Lewis, J. Weller, and G. Efstathiou, astro-ph/0302306.
  - [12] P. Mukherjee and Y. Wang, astro-ph/0303211.
  - [13] For other approaches to suppressed small scale fluctuations see: R. R. Caldwell, M. Doran, C. M. Mueller, G. Schafer and C. Wetterich, astro-ph/0302505.
  - [14] B. Feng, M. Li, R.-J. Zhang, and X. Zhang, astro-ph/0302479.
  - [15] J.E. Lidsey and R. Tavakol, astro-ph/0304113.
  - [16] M. Kawasaki, M. Yamaguchi, and J. Yokoyama, hep-ph/0304161.
  - [17] Q.-G. Huang and M. Li, hep-th/0304203.
  - [18] C.L. Bennett *et al.*, Astrophys. J. **464**, L1 (1996).
  - [19] M. Tegmark, A. Oliveira-Costa, and A.J.S. Hamilton, astro-ph/0302496.
  - [20] G. Efstathiou, astro-ph/0303127.
  - [21] S.L. Bridle, O. Lahav, J.P. Ostriker, and P.J. Steinhardt, astro-ph/0303180.
  - [22] C.R. Contaldi, M. Peloso, L. Kofman, and A. Linde, astro-ph/0303636.
  - [23] J. M. Cline, P. Crotty and J. Lesgourgues, astro-ph/0304558.
  - [24] E. Gaztanaga, J. Wagg, T. Multamaki, A. Montana, and D.H. Hughes, astro-ph/0304178.
  - [25] H. Murayama, H. Suzuki, T. Yanagida, and J. Yokoyama, Phys. Rev. Lett. **70**, 1912 (1993); H. Murayama, H. Suzuki, T. Yanagida, and J. Yokoyama, Phys. Rev. D **50**, 2356 (1994).
  - [26] J. Ellis, M. Raidal, and T. Yanagida, hep-ph/0303242.
  - [27] C. Gordon, D. Wands, B.A. Bassett, and R. Maartens, Phys. Rev. D **63**, 023506 (2001).
  - [28] V.F. Mukhanov, H.A. Feldman and R.H. Brandenberger, Phys. Rept. **215**, 203 (1992).
  - [29] E.D. Stewart and D.H. Lyth, Phys. Lett. **302B**, 171 (1993).
  - [30] X. Wang *et al.*, astro-ph/0209242.
  - [31] D.H. Huang, W.B. Lin and X.M. Zhang Phys. Rev. D **62**, 087302, (2000)
  - [32] Since we have to resort to mode by mode integrations on  $P_S$  and fit it to WMAP data, it is time consuming to make a full search in the model's parameter space. We leave it for a future publication.
  - [33] S. M. Leach and A. R. Liddle, Phys. Rev. D **63**, 043508 (2001); S. M. Leach, M. Sasaki, D. Wands and A. R. Liddle, Phys. Rev. D **64**, 023512 (2001).
  - [34] U. Seljak and M. Zaldarriaga, Astrophys. J. **469**, 437 (1996).
  - [35] <http://cmbfast.org/>