

# Scalar perturbation spectra from warm inflation

Lisa M. H. Hall\* and Ian G. Moss†

*School of Mathematics and Statistics, University of Newcastle Upon Tyne, NE1 7RU, UK*

Arjun Berera‡

*School of Physics, University of Edinburgh, Edinburgh, EH9 3JZ, U.K.*

(Dated: May 22, 2019)

We present a numerical integration of the cosmological perturbation equations in warm inflation. The initial conditions are provided by a discussion of the thermal fluctuations of an inflaton field and thermal radiation using a combination of thermal field theory and thermodynamics. The perturbation equations include the effects of a damping coefficient  $\Gamma$  and a thermodynamic potential  $V$ . We give an analytic expression for the spectral index of scalar fluctuations in terms of a new slow-roll parameter constructed from  $\Gamma$ . A series of toy models, inspired by spontaneous symmetry breaking and a known form of the damping coefficient, lead to a spectrum with  $n_s > 1$  on large scales and  $n_s < 1$  on small scales.

## I. INTRODUCTION

Inflation is the most successful idea which we have available for explaining the large scale structure of the universe. Inflationary dynamics can be realized in two distinct ways. In the original picture, termed supercooled inflation, the universe rapidly supercools during an inflation phase and subsequently a reheating period is invoked to end inflation and fill the universe with radiation [1, 2, 3, 4]. In the other picture, termed warm inflation, dissipative effects are important during the inflation period, so that radiation production occurs concurrently with inflationary expansion.

The idea of warm inflation was influenced by a calculation of the friction term in the inflaton equation of motion by Hosoya and Sakagami [5]. The magnitude of the damping term suggested the possibility that it could be the dominant effect prolonging inflation [6, 7, 8, 9]. The significance of dissipation to inflation was independently realized in [10], but this time with a clearer picture of the associated inflation dynamics, and named warm inflation. This and associated works [11, 12] also outlined the nonequilibrium thermodynamical problem underlying this picture, which has subsequently has been studied in greater detail [13, 14, 15, 16, 17, 18, 19]. These works confirmed that at high temperature the damping was proportional to the relaxation time of the radiation. In addition to these studies of warm inflation dynamics, several phenomenological with warm inflation models have been discussed in the literature [20, 21, 22, 23, 24].

The density fluctuations in warm inflation arise from thermal, rather than vacuum, fluctuations [6, 25, 26]. These have their origin in the hot radiation and influence the inflaton through a noise term in the equations of motion [11, 26].

The development of cosmological perturbations in warm inflation has been investigated by several authors. Taylor and Berera [27] have analysed the perturbation spectra by matching the thermally produced fluctuations to gauge invariant parameters when the fluctuations cross the horizon. This technique should be good for order of magnitude estimates. For more accurate treatment of the density perturbations it is necessary to use the cosmological perturbation equations, which can be found in the literature [28, 29, 30].

The main focus of the present work is to solve the perturbation equations numerically. We will also set up the equations to take into account some effects which have previously been ignored. We introduce a new slow-roll parameter and include modifications to the equations when the damping term and the potential depend on temperature.

Other improvements have been made in the treatment of thermal fluctuations. The influence of the cosmological expansion on the inflaton fluctuations is considered in detail. This gives a clearer and more accurate picture of the development of the thermal fluctuations than previously. Thermal fluctuations in the radiation, which lead to entropy perturbations, are also analysed. Entropy perturbations are always present during warm inflation and react back on the curvature fluctuations. In the basic model, the entropy fluctuations disappear before inflation ends.

---

\*Electronic address: lisa.hall@ncl.ac.uk

†Electronic address: ian.moss@ncl.ac.uk

‡Electronic address: ab@ph.ed.ac.uk

Section 2 contains an updated outline of the theory of warm inflation. In section 3 we obtain expressions for the thermal fluctuations of the inflaton and the radiation. Cosmological perturbations are discussed in section 4. The results of numerical solutions for the cosmological perturbations using the thermal fluctuations as initial conditions are compared with observations in section 5. A summary of the main results and some general comments appear in section 6.

## II. WARM INFLATION

We shall consider the case of a homogeneous inflaton field interacting with thermalised radiation. If the inflaton is evolving very slowly, then the radiation creates a thermal correction to the inflaton potential [31] and a damping force [5]. The energy lost by the inflaton is transferred to the radiation. We shall take into account the thermal corrections to the potential when constructing the energy transfer equation, which gives us a more general framework than usual.

Assuming the early universe to be in homogeneous expansion with expansion rate  $H(t)$ , the evolution of the inflaton field is described by the equation

$$\ddot{\phi} + (3H + \Gamma)\dot{\phi} + V_{,\phi} = 0 \quad (1)$$

where  $\Gamma(\phi, T)$  is the damping term and  $V(\phi, T)$  is the thermodynamic potential, which includes the free energy of the radiation [5, 6, 10]. The relative strength of the thermal damping compared to the expansion damping can be expressed by a parameter  $r$ ,

$$r = \frac{\Gamma}{3H} \quad (2)$$

Warm inflation is inflation with large values of  $r$ , as opposed to cold inflation in which  $r$  can be neglected.

The dissipation of the inflaton's motion is associated with the production of entropy. The entropy density of the radiation  $s(\phi, T)$  is defined by the thermodynamic relation,

$$s = -V_{,T}. \quad (3)$$

The rate of entropy production can be deduced from the conservation of energy-momentum. The total density  $\rho$  and pressure  $p$  are given by

$$\rho = \frac{1}{2}\dot{\phi}^2 + V + Ts \quad (4)$$

$$p = \frac{1}{2}\dot{\phi}^2 - V \quad (5)$$

Energy-momentum conservation

$$\dot{\rho} + 3H(p + \rho) = 0 \quad (6)$$

now implies entropy production given by

$$T(\dot{s} + 3Hs) = \Gamma\dot{\phi}^2. \quad (7)$$

The zero curvature Friedman equation completes the set of differential equations for  $\phi$ ,  $T$  and the scale factor  $a$ ,

$$3H^2 = 8\pi G(\frac{1}{2}\dot{\phi}^2 + V + Ts). \quad (8)$$

The thermodynamic potential is often put into the form

$$V(\phi, T) = -\frac{\pi^2}{90}g_*T^4 + \frac{1}{2}m_T^2\phi^2 + V(\phi, 0) \quad (9)$$

where  $g_*(T)$  is the effective particle number and  $m_T(\phi, T)$  is the effective mass. Only when  $m_T$  can be ignored does the equation for entropy production (7) reduce to an equation for the radiation density  $\rho_r$ . (The radiation density is used in most papers on warm inflation [10, 26].)

The slow-roll approximation consists of neglecting terms in the preceding equations with the highest order in time derivatives,

$$\dot{\phi} = -\frac{V_{,\phi}}{3H(1+r)} \quad (10)$$

$$Ts = r\dot{\phi}^2 \quad (11)$$

$$3H^2 = 8\pi GV. \quad (12)$$

Slow-roll automatically implies inflation,  $\ddot{a} > 0$ .

The consistency of the slow-roll approximation is governed by a set of slow-roll parameters. Warm inflation has extra slow-roll parameters in addition to the usual set for cold inflation due to the presence of the damping term  $\Gamma$ . There are three ‘leading order’ slow-roll parameters,

$$\epsilon = \frac{1}{16\pi G} \left( \frac{V_{,\phi}}{V} \right)^2, \quad \eta = \frac{1}{8\pi G} \left( \frac{V_{,\phi\phi}}{V} \right), \quad \beta = \frac{1}{8\pi G} \left( \frac{\Gamma_{,\phi} V_{,\phi}}{\Gamma V} \right) \quad (13)$$

The slow-roll approximation is valid when all of these parameters are smaller than  $1 + r$ .

In the warm inflationary regime  $r \gg 1$  with  $\Gamma_{,T} = V_{,\phi T} = 0$ , the rate of change of various slowly varying parameters are given by differentiating equations (10-12),

$$\frac{1}{H} \frac{d \ln H}{dt} = -\frac{1}{r} \epsilon \quad (14)$$

$$\frac{1}{H} \frac{d \ln \dot{\phi}}{dt} = -\frac{1}{r} (\eta - \beta) \quad (15)$$

$$\frac{1}{H} \frac{d \ln Ts}{dt} = -\frac{1}{r} (2\eta - \beta - \epsilon) \quad (16)$$

The inflationary timescale is therefore  $r$  divided by the largest of the slow roll-down parameters. Inflation ends at the time when  $\epsilon = r$ , since then  $\ddot{a} = \dot{H} + H^2 = 0$ .

### III. THERMAL FLUCTUATIONS

In this section we shall consider the behaviour of thermal fluctuations during inflation on length scales smaller than the size of the horizon. These fluctuations provide the initial conditions for the classical evolution equations described in the next section. The main results are equations (33), (34) and (46).

The thermal fluctuations originate in the radiation, which will be assumed to be close to local thermal equilibrium. The fluctuations in the radiation communicate with the inflaton field through interactions giving rise to fluctuations in the inflaton. The interactions also lead to the dissipation effects already referred to in the previous section.

Using the Schwinger-Keldysh approach to non-equilibrium field theory [32, 33], a simple picture emerges in which the field evolves by a stochastic equation [34] and correlation functions can be evaluated by probability averages.

The Schwinger-Keldysh approach has been studied for curved, as well as flat, spacetime backgrounds [35], although the particular form of the stochastic equation has not yet been fully investigated. We will follow Berera [26], and argue that on scales smaller than the horizon we can deduce the appropriate equation from the equivalence principle.

#### A. Inflaton fluctuations

We shall analyse the inflaton fluctuations on an expanding background over timescales which are longer than the microphysical processes, but short compared to the variation of the expansion rate. We also take modes with physical length scales larger than the microphysical processes. The comoving wave number will be denoted by  $k$  and the physical wave number  $q = ka^{-1}$ .

The stochastic equation for the inflaton fluctuations  $\eta_k$  takes the form [26],

$$\ddot{\eta}_k + 3H\dot{\eta}_k + \Gamma\dot{\eta}_k + k^2 a^{-2} \eta_k = \xi_k \quad (17)$$

where  $\xi_k$  is a stochastic noise source. In the regime of interest,  $H$  and  $\Gamma$  are constant and  $a = \exp(Ht)$ . As in the previous section, we set  $r = \Gamma/3H$ .

We shall use the simplest possible fluctuation-dissipation relation for the correlation function of the noise,

$$\langle \xi_k(t) \xi_{-k'}(t') \rangle = 2\Gamma T a^{-3} (2\pi)^3 \delta^3(k - k') \delta(t - t') \quad (18)$$

The scale factor appears due to the comoving coordinates. (More realistic fluctuation-dissipation relations are non-local in momentum space [35].)

For the eventual comparison with observational data, we define the power spectra  $\mathcal{P}(k)$  by

$$\mathcal{P}_{\phi\phi}(k) (2\pi k^{-1})^3 \delta^3(k - k') = \langle \eta_k(t) \eta_{-k'}(t') \rangle \quad (19)$$

$$\mathcal{P}_{\pi\pi}(k) (2\pi k^{-1})^3 \delta^3(k - k') = \langle \dot{\eta}_k(t) \dot{\eta}_{-k'}(t') \rangle \quad (20)$$

$$\mathcal{P}_{\pi\phi}(k) (2\pi k^{-1})^3 \delta^3(k - k') = \langle \dot{\eta}_k(t) \eta_{-k'}(t') \rangle \quad (21)$$

When comparing to classical perturbation theory it is also useful to define root-mean-square fluctuation amplitudes

$$\delta\phi = |\mathcal{P}_{\phi\phi}(k)|^{1/2} \quad (22)$$

$$\delta\dot{\phi} = |\mathcal{P}_{\pi\pi}(k)|^{1/2} \quad (23)$$

Defined in this way,  $\delta\phi$  has the same dimensions as  $\phi$ .

The power spectra can be found by solving the stochastic equation (17) by green function methods,

$$\eta_k(t) = -\frac{\pi}{H^2} \int_z^\infty \{J_\nu(z)Y_\nu(z') - J_\nu(z')Y_\nu(z)\} \left(\frac{z}{z'}\right)^\nu \xi(z') \frac{dz'}{z'} \quad (24)$$

where  $z(t) = k/a(t)H$  and the order of the Bessel functions is

$$\nu = \frac{3}{2}(1+r). \quad (25)$$

It is now possible to use the relation (18) to obtain the power spectrum,

$$\mathcal{P}_{\phi\phi}(k) = -\left(\frac{\pi}{2}\right)^2 2\Gamma T \int_z^\infty \{J_\nu(z)Y_\nu(z') - J_\nu(z')Y_\nu(z)\}^2 z^{2\nu} z'^{2-2\nu} dz'. \quad (26)$$

Similarly, for the time derivatives,

$$\mathcal{P}_{\pi\pi}(k) = -\left(\frac{\pi}{2}\right)^2 H^2 z^2 2\Gamma T \int_z^\infty \{J_{\nu-1}(z)Y_\nu(z') - J_\nu(z')Y_{\nu-1}(z)\}^2 z^{2\nu} z'^{2-2\nu} dz'. \quad (27)$$

The formula for the power spectrum can be simplified at late or early times. For early times, when the physical size of the mode  $a/k$  is much smaller than the horizon,

$$\mathcal{P}_{\phi\phi}(k) \sim ka^{-1}T \quad (28)$$

$$\mathcal{P}_{\pi\pi}(k) \sim k^3 a^{-3}T \quad (29)$$

Allowing for the transformation from comoving to physical wavenumbers, these results are identical to the thermal fluctuations of a field in flat space. The rms fluctuations are proportional to  $T^{1/2}$ , which is typical of the fluctuations of a classical object in a radiation field [36].

A different approximation holds for later times, when  $H < ka^{-1} < (\Gamma H)^{1/2}$ , with the warm inflation condition  $\Gamma \gg H$ . The integrals reduce to

$$\mathcal{P}_{\phi\phi}(k) \sim \left(\frac{\pi}{4}\right)^{1/2} (\Gamma H)^{1/2} T \left(1 + \frac{1}{\Gamma H} \frac{k^2}{a^2} + \dots\right) \quad (30)$$

$$\mathcal{P}_{\pi\pi}(k) \sim \left(\frac{\pi}{4}\right)^{1/2} \frac{k^4}{\Gamma^2 a^4} (\Gamma H)^{1/2} T \quad (31)$$

The fluctuations are consistent with the dominant solution of the homogeneous equation for  $\eta_k$  in this regime. The cross-correlation reduces to

$$\mathcal{P}_{\pi\phi}(k) \sim -(\mathcal{P}_{\phi\phi}(k))^{1/2} (\mathcal{P}_{\pi\pi}(k))^{1/2}, \quad (32)$$

which also indicates that the effects of the noise term are fading away. The transition between the two regimes has been called freezeout [26], and occurs at a particular time  $t_F(k)$  when  $ka^{-1} = (\Gamma H)^{1/2}$ . In warm inflation, the freezeout time will always precede the hubble crossing time, at which  $ka^{-1} = H$ . The evolution of the inflaton becomes increasingly deterministic for times  $t > t_F$ .

The fluctuations approach a constant value,

$$\delta\phi \sim \left(\frac{\pi}{4}\right)^{1/4} (\Gamma H)^{1/4} T^{1/2} \quad (33)$$

$$\delta\dot{\phi} \sim -\left(\frac{\pi}{4}\right)^{1/4} \frac{k^2}{\Gamma a^2} (\Gamma H)^{1/4} T^{1/2} \quad (34)$$

Appart from the numerical factor, the value of  $\delta\phi$  agrees with the results of Berera [26], who analysed equation (17) in the regime  $ka^{-1} > (\Gamma H)^{1/2}$ . The sign of  $\delta\dot{\phi}$  has been chosen for consistency with the cross correlations (32). It is also consistent with the deterministic solution.

## B. Energy fluctuations

Now we turn to thermal fluctuations in the energy density in flat space. The classical theory of energy fluctuations is based on fundamental principles of statistical physics. For the energy fluctuation  $\Delta E$  in a fixed volume  $V$ , Lifshitz and Pitaevstii [36] give the formula

$$\langle (\Delta E)^2 \rangle_V = C_v T^2 \quad (35)$$

where  $C_v$  is the specific heat. This result can also be expressed in terms of the energy density  $\rho$  and the entropy density  $s$ ,

$$\langle (\Delta \rho)^2 \rangle_V = V^{-1} T^3 s_{,T}. \quad (36)$$

We shall investigate the equivalent result in finite temperature quantum field theory before considering the application to warm inflation.

Consider a scalar field  $\chi$  in thermal equilibrium at temperature  $T$ . Fluctuations  $\varepsilon$  in the energy density are defined by

$$\varepsilon = \mathcal{H}(x) - \langle \mathcal{H} \rangle_T \quad (37)$$

where the energy density operator

$$\mathcal{H} = \frac{1}{2} \dot{\chi}^2 + \frac{1}{2} (\nabla \chi)^2 + \frac{1}{2} m^2 \chi^2 \quad (38)$$

and the energy density  $\rho_r = \langle \mathcal{H} \rangle_T$  is the thermal ensemble expectation value of  $\mathcal{H}$ .

The correlation function

$$\langle \varepsilon(x) \varepsilon(x') \rangle_T = \langle \mathcal{H}(x) \mathcal{H}(x') \rangle_T - \langle \mathcal{H} \rangle_T^2. \quad (39)$$

The simplest way to remove any divergences will be to subtract the zero temperature correlations, which in any case are not of interest to us. We therefore define the power spectrum of the radiation  $\mathcal{P}_r$  by

$$\mathcal{P}_r(q) (2\pi q^{-1})^3 \delta^3(q - q') = \langle \varepsilon_q(t) \varepsilon_{-q'}(t') \rangle_T - \langle \varepsilon_q(t) \varepsilon_{-q'}(t') \rangle_0 \quad (40)$$

The expectation values for four field operators can be reduced using the cluster decomposition principle [37] to give

$$\mathcal{P}_r(q) = \int \frac{d^3 q'}{(2\pi)^3} q^3 (-q(q - q') + \partial_t \partial_{t'} + m^2)^2 (G_T^>(q, t) G_T^>(q - q', t') - G_0^>(q, t) G_0^>(q - q', t')) \quad (41)$$

where the expectation values of products of two fields is given by the thermal green function,

$$\langle \chi_q(t) \chi_{-q'}(t') \rangle = (2\pi)^2 \delta^3(q - q') G_T^>(q, t - t') \quad (42)$$

For a bosonic field in thermal equilibrium,

$$G_T^>(q, t) = n(\omega_q) e^{i\omega_q t} + (1 + n(\omega_q)) e^{-i\omega_q t} \quad (43)$$

where  $\omega_q = (m^2 + q^2)^{1/2}$  and  $n(\omega) = (e^{\omega/T} - 1)^{-1}$ . The power spectrum reduces to the integral

$$\mathcal{P}_r(q) = \int \frac{d^3 q'}{(2\pi)^3} \frac{q^3}{4\omega_{q'} \omega_{q-q'}} (2\omega_{q-q'}^2 \omega_{q'}^2 - m^2 q^2) (2n(\omega_{q-q'}) n(\omega_{q'}) + n(\omega_{q-q'}) + n(\omega_{q'})). \quad (44)$$

The classical limit corresponds to  $q \ll T$ . The integral is then dominated by the region  $q' \gg q$ . For a massless field, the integral reduces to

$$\mathcal{P}_r(q) = 4q^3 T \rho_r \quad (45)$$

where  $\rho_r$  is the energy density. This is in agreement with the thermodynamic result (36) for pure radiation if we identify  $q^3$  with  $V^{-1}$ .

In the expanding universe, the inflaton and radiation fluctuations are effectively in equilibrium for times  $t < t_F$ , where  $t_F$  is the freezeout time mentioned earlier. The total energy fluctuations in this regime are given by equation

(36). After  $t_F$ , the radiation and inflaton fluctuations are uncorrelated and equation (45) can be used for the fluctuations in the energy density of the radiation,

$$\delta\rho_r = \left(\frac{2\pi^2}{15}\right)^{1/2} g_*^{1/2} k^{3/2} a^{-3/2} T^{5/2} \quad (46)$$

where  $g_*$  is the effective particle number and we have introduced the comoving wave number  $k = aq$ .

The total energy is defined by equation (4). The inflaton energy fluctuations for  $t > t_F$  are therefore

$$\delta\rho_\phi = \dot{\phi}\delta\dot{\phi} + V_{,\phi}\delta\phi, \quad (47)$$

where  $\delta\phi$  and  $\delta\dot{\phi}$  are given above.

#### IV. COSMOLOGICAL PERTURBATIONS

The thermal fluctuations produced during warm inflation eventually become cosmological perturbations described by classical theory. The transition to classical behaviour begins when the perturbations are still smaller than the horizon. In warm inflation there are cosmological perturbations in the inflaton field, the radiation and the gravitational field. We shall only use the scalar gravitational mode, which means that, if the gauge degrees of freedom are fixed, there is one degree of freedom in the metric perturbations.

We shall use a particular gauge, the zero-shear gauge, in which the scalar metric perturbation has the form

$$ds^2 = -(1 - 2\varphi)dt^2 + a^2(1 + 2\varphi)\delta_{ij}dx^i dx^j \quad (48)$$

The inflaton perturbation will be denoted by  $\delta\phi$ , the temperature perturbation  $\delta T$  and the velocity perturbation  $v$ . The total energy density and pressure perturbations are then

$$\delta\rho = \dot{\phi}\delta\dot{\phi} + V_{,\phi}\delta\phi + \dot{\phi}^2\varphi + T\delta s \quad (49)$$

$$\delta p = \dot{\phi}\delta\dot{\phi} - V_{,\phi}\delta\phi + \dot{\phi}^2\varphi + s\delta T \quad (50)$$

and the energy momentum flux  $k^{-1}(\rho + p)v_{,i}$ .

A complete set of perturbation equations can be obtained from the Einstein field equations and the scalar field equation [29, 30]. From the Einstein equation we obtain

$$\dot{\varphi} + H\varphi + 4\pi Gk^{-1}a(p + \rho)v = 0 \quad (51)$$

$$3H\dot{\varphi} + (3H^2 + k^2a^{-2})\varphi - 4\pi G\delta\rho = 0 \quad (52)$$

$$\ddot{\varphi} + 4H\dot{\varphi} + (2\dot{H} + 3H^2)\varphi + 4\pi G\delta p = 0. \quad (53)$$

Perturbations of the scalar field equation give

$$\delta\ddot{\phi} + (3H + \Gamma)\delta\dot{\phi} + \dot{\phi}(\delta\Gamma) + k^2a^{-2}\delta\phi + \delta V_{,\phi} + 4\dot{\phi}\dot{\varphi} - \Gamma\dot{\phi}\varphi - 2V_{,\phi}\varphi = 0 \quad (54)$$

In general, we can have  $\Gamma \equiv \Gamma(\phi, T)$  and  $V \equiv V(\phi, T)$ ,

$$\delta\Gamma = \Gamma_{,\phi}\delta\phi + \Gamma_{,T}\delta T \quad (55)$$

$$\delta V_{,\phi} = V_{,\phi\phi}\delta\phi + V_{,\phi T}\delta T \quad (56)$$

The numerical results of the next section are obtained by integrating these equations with the initial conditions set by the thermal fluctuations.

During warm inflation, the background solution rapidly approaches the slow-rolldown approximation (10-12). In a similar way, the perturbations also have a slow-roll limit, which begins when their length scales become larger than the horizon,  $k < aH$ . The  $\delta\ddot{\phi}$ ,  $\dot{\varphi}$  and  $\ddot{\varphi}$  terms become insignificant, and perturbations approach a slow-roll large-scale limit

$$\delta\phi \sim -CH^{-1}\dot{\phi} \quad (57)$$

$$\varphi \sim 4\pi GC(1 + r)\dot{\phi}^2 \quad (58)$$

$$v \sim -Cka^{-1}H^{-1} \quad (59)$$

where  $C$  is a constant and  $r = \Gamma/3H$ .

The cosmological perturbations can also be described in terms of gauge invariant quantities, and these are useful for following the development of perturbations after the end of inflation. The curvature perturbation  $\mathcal{R}$  [38], is defined by

$$\mathcal{R} = \varphi - k^{-1}aHv, \quad (60)$$

The entropy perturbation  $e$  is defined by [39],

$$e = \delta p - c_s^2 \delta \rho \quad (61)$$

where  $c_s^2 = \dot{p}/\dot{\rho}$ . In the slow-roll large-scale limit, the curvature perturbation is constant,  $\mathcal{R} \sim C$  and the entropy perturbations vanish.

The curvature and entropy perturbations are coupled by a second order equation [30]

$$\ddot{\mathcal{R}} + \Gamma_{\mathcal{R}} \dot{\mathcal{R}} + c_s^2 k^2 a^{-2} \mathcal{R} = -((He_1)' - \Gamma_{\mathcal{R}} H e_1) \quad (62)$$

where  $e_1 = e/(p + \rho)$  and

$$\Gamma_{\mathcal{R}} = -3Hc_s^2 - 2H^{-1}\dot{H} - 2c_s^{-1}\dot{c}_s \quad (63)$$

The perturbation equation (62) implies the classic result [40], that if there is no further entropy generation then the curvature fluctuation  $\mathcal{R}$  will retain the constant value it reached during inflation whilst the wavelength exceeds the horizon size,  $k < aH$ .

If the entropy perturbation vanishes on small as well as large scales, then we only need to solve the cosmological perturbation equation for  $\mathcal{R}$ . This is a reasonable approximation during cold inflation, and the equation is often used in that context [41].

In warm inflation the entropy perturbations are important. For  $\Gamma_{,T} = 0$ , it is better to use the inflaton equation for approximate solutions, relying on the fact that the metric perturbations remain small on scales smaller than the horizon,  $k > aH$ . An analytic approximation to the density perturbation amplitude can be obtained by matching the classical result for  $\delta\phi$  (10) to the thermal fluctuations (33) at the crossing time  $t_H$  when  $k = aH$ ,

$$\mathcal{P}_{\mathcal{R}} \sim \left(\frac{\pi}{4}\right)^{1/2} \frac{H^{5/2} \Gamma^{1/2} T}{\dot{\phi}^2} \quad (64)$$

This result is analogous to the result  $\mathcal{P}_{\mathcal{R}} = H^4/\dot{\phi}^2$  for cold inflation.

The spectral index  $n_s$  is defined by

$$n_s - 1 = \frac{\partial \ln \mathcal{P}_{\mathcal{R}}}{\partial \ln k} \quad (65)$$

The slow-roll equations (14-16) enable us to express the spectral index for the amplitude (64) in terms of slow-roll parameters,

$$n_s - 1 = \frac{1}{r} \left( -\frac{9}{4}\epsilon + \frac{3}{2}\eta - \frac{9}{4}\beta \right) \quad (66)$$

The first two terms agree with reference [26]. The  $\beta$  term shows the dependence of the spectrum on the gradient of the reheating term. For comparison, the spectral index for standard, or cold inflation, is  $n_s = 1 - 6\epsilon + 2\eta$  [42].

## V. NUMERICAL RESULTS

We shall consider the evolution of the cosmological perturbations and the spectrum of density perturbations in a particular toy model which allows us to investigate a number of interesting effects. The same potential for the inflaton field will be used throughout. Three different types of damping term will be considered. We hope to compare the perturbation spectra for different potentials in later work.

The potential we choose is

$$V(\phi) = \frac{1}{4} \lambda (\phi^2 - \phi_0^2)^2. \quad (67)$$

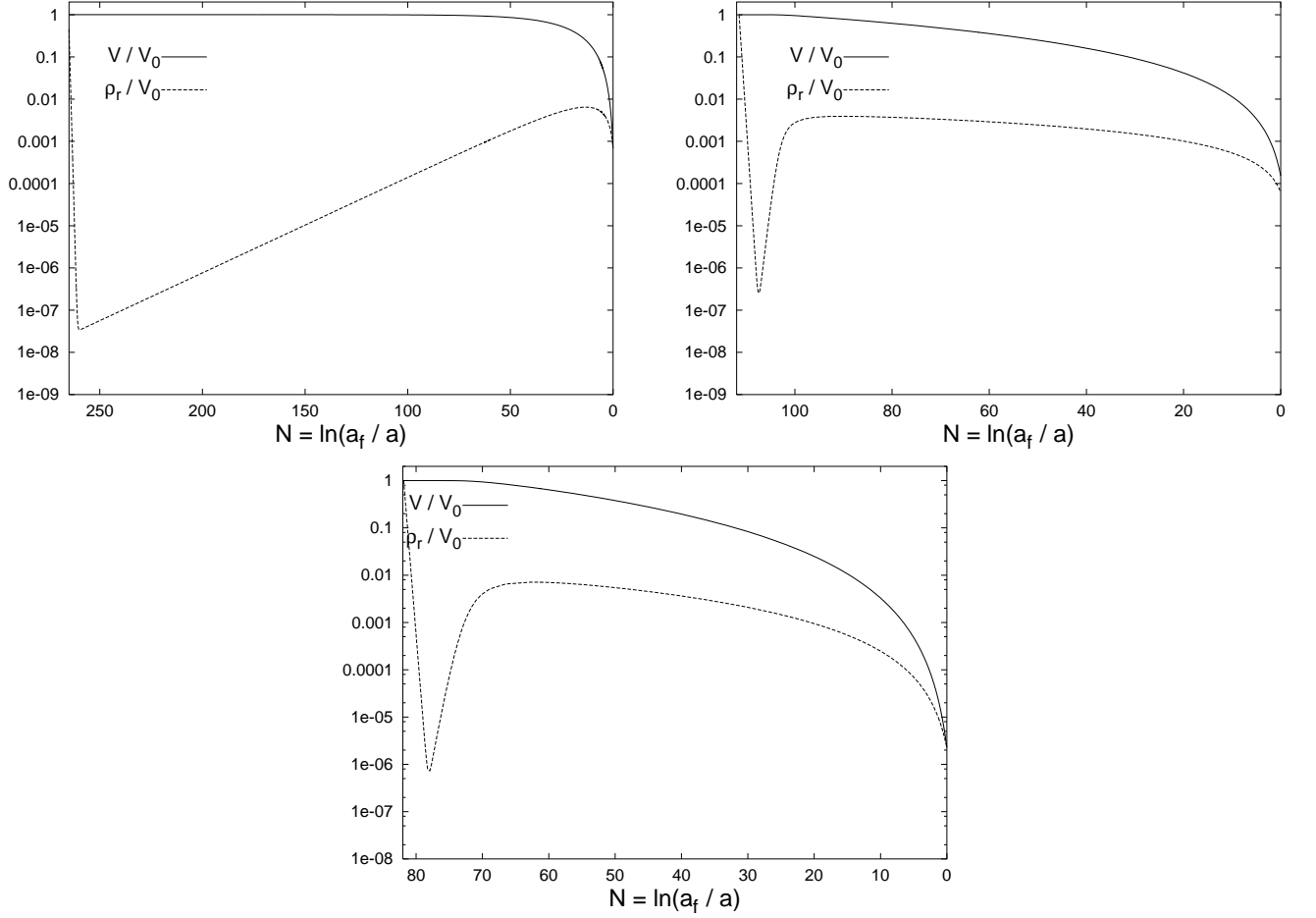


FIG. 1: The potential and the radiation density are plotted against  $N$  for the three models described in the text. (I) Constant damping, (II) Damping depends on  $\phi$ , (III) Damping depends on  $\phi$  and  $T$ . In all cases  $r \approx 100$  at  $N = 60$ .

This potential is reasonably representative of spontaneous symmetry breaking. For a small amplitude of density fluctuations in this model, the coupling constant  $\lambda$  must be tiny. We have not included any temperature dependence in the potential.

For the damping term  $\Gamma$ , we will take

$$\Gamma = \Gamma_0 \left( \frac{\phi}{\phi_0} \right)^b \left( \frac{T}{V(0)^{1/4}} \right)^c \quad (68)$$

with different choices of  $b$  and  $c$ . In the first example,  $b = c = 0$ , which allows comparison with the analytic results of Taylor and Berera [27]. The second example uses  $b = 2$  and  $c = 0$  to isolate the effects of the  $\phi$  dependence. The third case,  $b = 2$ ,  $c = -1$  is the damping term first calculated by Hosoya [5], which assumes a small time derivative and a relativistic temperature. Hosoya's result has been confirmed by more recent methods [13, 43].

### A. Homogeneous solution

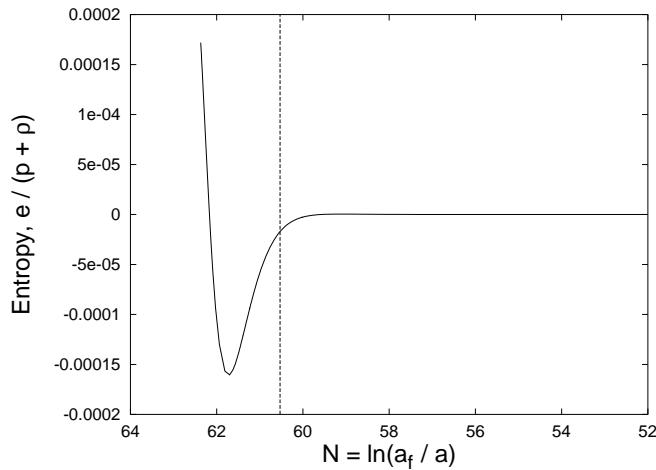
The inflaton  $\phi$ , entropy  $s$  and scale factor  $a$  satisfy equations (1-8). The numerical solutions shown in figure 1 plot the potential and the radiation density  $\rho_r$  for the three models listed in I. The radiation density drops rapidly at first due to the expansion, but rises as the solutions approach the slow-roll regime.

The end of inflation happens when the slow-roll parameter  $\epsilon = 1 + r$ , and coincides with the equality between radiation and potential energy,  $\rho_r = V$ . It is convenient to relate the times of events during inflation to the time of the end of inflation,  $t_f$ , and so we plot  $N(t)$ , where

$$N = \ln(a_f/a), \quad (69)$$

TABLE I: Three models with different damping terms.  $T_f$  is the temperature at the end of inflation and  $g_* = 100$ .

model	$b$	$c$	$\lambda$	$\phi_0$	$V(0)$	$\Gamma_0$	$T_f$
I	0	0	$2 \times 10^{-15}$	$0.3m_{pl}$	$(4.48 \times 10^{14} GeV)^4$	$1.43 \times 10^{13} GeV$	$3.0 \times 10^{13} GeV$
II	2	0	$6.4 \times 10^{-16}$	$0.6m_{pl}$	$(6.75 \times 10^{14} GeV)^4$	$4.3 \times 10^{13} GeV$	$2.1 \times 10^{13} GeV$
III	2	-1	$6.4 \times 10^{-16}$	$0.6m_{pl}$	$(6.75 \times 10^{14} GeV)^4$	$4.3 \times 10^{11} GeV$	$1.1 \times 10^{13} GeV$

FIG. 2: An entropy fluctuation is plotted for a model where the damping depends on  $\phi$  and  $T$ . The dashed line indicates horizon crossing,  $k = aH$ .

along the horizontal axis.

In the models with  $b = 2$ , the inflation continues for larger values of  $\phi$  than the model with  $b = 0$ . A consequence of this is that the reheat temperature is smaller in these models. This can have an important effect on the production of gravitinos [44].

### B. Perturbations on small scales

Our earlier discussion of thermal fluctuations ignored the effects of fluctuations in the metric and the damping term. The cosmological perturbation equations imply that the metric perturbation remains small and has little effect before the horizon crossing time  $t_H$ , when  $k > aH$ . However, for an accurate treatment, and for dealing with fluctuations in the damping term, we must solve equations (51-54).

We set the initial time for a given mode when the size of the perturbation is small compared to the horizon. We saw earlier that the noise term in the inflaton equation can be ignored after the freezeout time  $t_F$ , when  $k = a(\Gamma H)^{1/2}$ . We actually choose the initial time  $t = t_F$ .

The initial inflaton fluctuations are given by (33) and (34). The initial value of the metric potential is given by (51) and (52),

$$\varphi = \frac{a^2}{k^2} 4\pi G \delta\rho \quad (70)$$

where  $\delta\rho_r$  is given by equation (46). Interestingly, at the freezeout time,  $|\delta\rho_r| \approx |\delta\rho_\phi| \approx |(p + \rho)v|$ .

Figure 2 shows the amplitude of an entropy perturbation for one of the models. In the range  $t_F < t < t_H$ , the entropy perturbation is dominated by the radiation,

$$e \approx \delta(Ts). \quad (71)$$

In supercooled inflation the entropy perturbation is small compared to the curvature perturbation, but in warm inflation they are comparable for  $t_F < t < t_H$ . The entropy perturbation always approaches zero after the perturbation crosses the horizon.

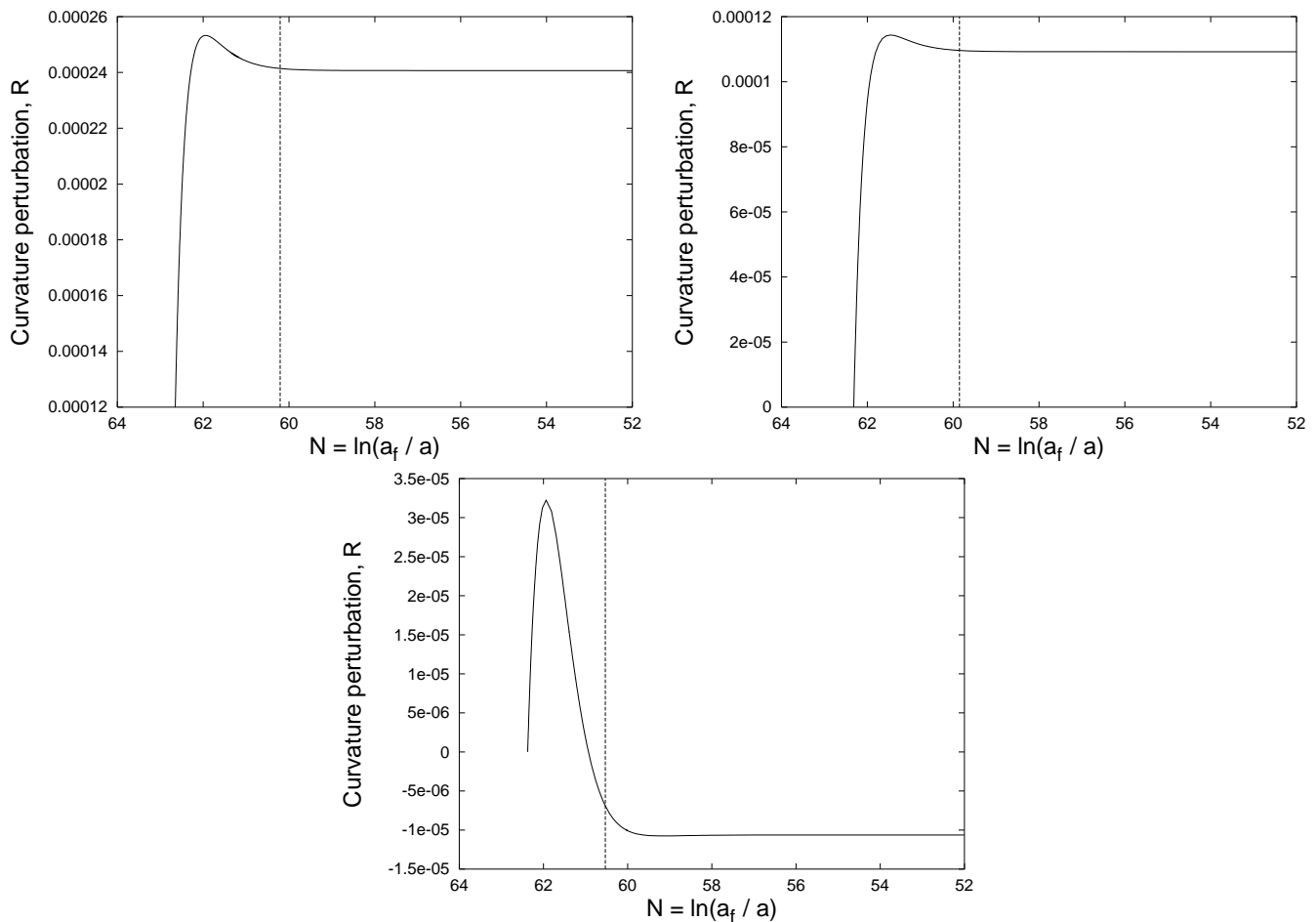


FIG. 3: A curvature fluctuation is plotted for (I) Constant damping, (II) Damping depends on  $\phi$ , (III) Damping depends on  $\phi$  and  $T$ .

Figure 3 shows the amplitude of the curvature fluctuations for the three damping models. The amplitudes begin relatively small and grow to approach a constant value very shortly after the perturbation crosses the horizon. The final value in model I is within 5% of the analytic approximation (64). The third model differs from the other two because fluctuations in the radiation have a direct influence on the inflaton fluctuations. The analytic approximation for the scalar perturbation amplitude is not applicable to this case and the numerical results confirm this.

### C. Perturbation spectra

The spectral index for the first two models is plotted in figure 4. The results are in close agreement with the analytical formula (66). When the damping depends on the temperature, the spectrum is rather more complicated and is shown in figure 5. The location of the features in this spectrum depend on the parameters  $\Gamma_0$ ,  $\lambda$  and  $\phi_0$ . At a any extremum in the spectrum, the index changes from blue ( $n_s > 1$ ) to red ( $n_s < 1$ ) with increasing wavenumber  $k$ .

The observational situation is developing rapidly. The first year of cosmic microwave background anisotropy measurements made by the WMAP satellite suggest a spectral index  $n_s < 1$  [45]. However, the combination of the microwave data with large scale structure data [46] produce a quite different conclusion, that the spectral index runs from blue ( $n_s > 1$ ) to red ( $n_s < 1$ ) with increasing wavenumber  $k$ . Peiris et al give their best estimate of the spectral index as  $n_s = 1.10$  at  $k = 0.002 Mpc^{-1}$ .

The possibility of a spectrum which runs from blue to red is particularly interesting because it is not commonly seen in inflationary models, which typically predict red spectra. Examples of inflation with blue spectra do exist however. The hybrid inflation models, which have two scalar fields, are examples [47, 48].

The numerical results show clearly that warm inflation can produce a spectrum of density perturbations with blue runs to red behaviour. This behaviour is seen quite generally for potentials with spontaneous symmetry breaking

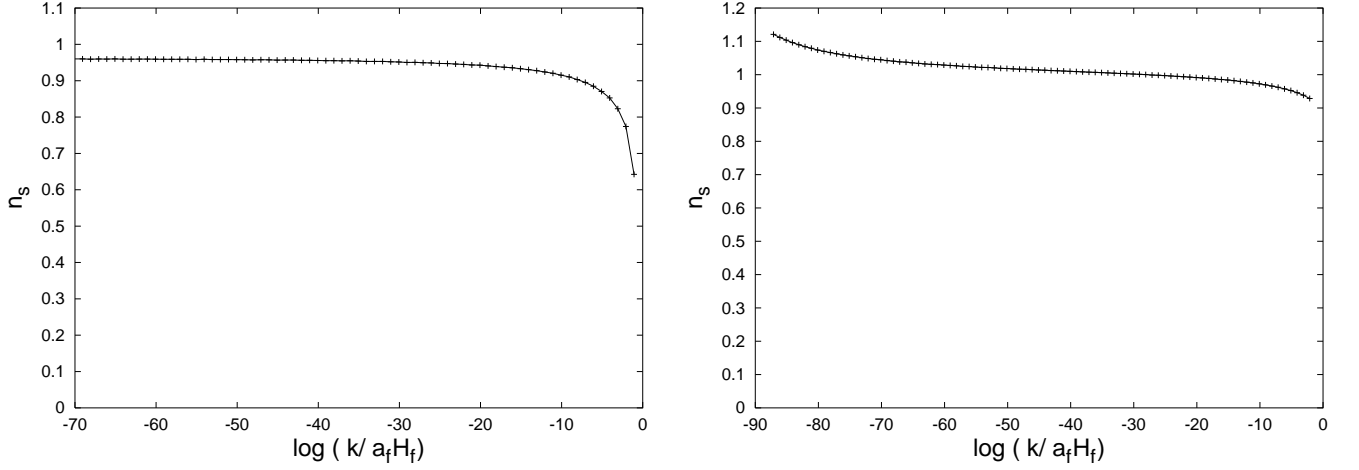


FIG. 4: The spectral index is plotted for the potential  $\frac{1}{4}\lambda(\phi^2 - \phi_0^2)^2$  with (I) Constant damping, (II) Damping depends on  $\phi$ . The wavenumber has been normalised by the horizon size at the end of inflation. Assuming linear growth,  $\ln(0.002 \text{ Mpc}^{-1}/(a_f H_f)) = -\ln(g_*^{1/2} T_{14}) - 54.2$ , where  $T_{14} \times 10^{14} \text{ GeV}$  is the temperature at the end of inflation.

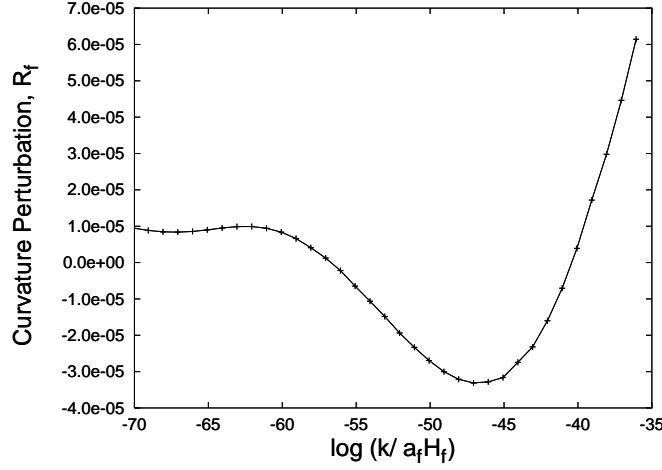


FIG. 5: The spectrum is plotted for the potential  $\frac{1}{4}\lambda(\phi^2 - \phi_0^2)^2$  with Hosoya's damping term.

when  $\Gamma$  has the form (68) with  $b = 2$  and  $c = 0$ , and is a possibility when  $b = 2$  and  $c = -1$ .

## VI. CONCLUSION

The numerical results presented here show some of the possibilities which we might expect from density fluctuations in the warm inflationary scenario. We have focussed on the effects that result from various forms of the damping coefficient  $\Gamma$ . Our main results are:

- The non-stochastic evolution begins at the freezeout time  $t_F$  when the fluctuations in the inflaton are given by equations (33) and (34).
- The spectral index when  $\Gamma \equiv \Gamma(\phi)$  is given by three slow-roll parameters (66). Warm inflation introduces only one extra slow-roll parameter.
- The combination of 'spontaneous symmetry breaking' potentials and  $\Gamma \equiv \Gamma(\phi)$  typically leads to  $n_s > 1$  on long scales and  $n_s < 1$  on short scales.

Emphasis has been placed here on methods for solving the perturbation equations rather than constructing a realistic inflaton potential. However, the equations and the numerical integration have been set up in a way which

makes them easily adaptable to different models. The inflaton potentials may include thermal corrections and different forms of the damping terms may also be taken into account, for example using the friction coefficients calculated in reference [13, 17, 18].

A better understanding of non-equilibrium thermodynamics will enable us to calculate the friction term in the inflaton equation for a wider range of conditions than is possible at present. Models of warm inflation are restricted by consistency requirements [13, 15, 26], many of which are a result of assumptions made due to the difficulties in calculating far from equilibrium effects. Our results suggest that warm inflation can easily produce a spectrum of density fluctuations that fits the observational data and that this is a direction worth pursuing.

- 
- [1] A. H. Guth, Phys. Rev. D **23**, 347 (1981).
  - [2] A. Linde, Phys. Lett. **108B**, 389 (1982).
  - [3] A. Albrecht and P. J. Steinhardt, Phys. Rev. Lett. **48**, 1220 (1982).
  - [4] S. W. Hawking and I. G. Moss, Phys. Lett. **110B**, 35 (1982).
  - [5] A. Hosoya and M. aki Sakagami, Phys. Rev. D **29**, 2228 (1984).
  - [6] I. G. Moss, Phys. Letts. **154B**, 120 (1985).
  - [7] S. R. Lonsdale, Phys. Letts. B **189**, 12 (1987).
  - [8] J. Yokoyama and K. Maeda, Phys. Letts. B **207**, 31 (1988).
  - [9] A. R. Liddle, Phys. Letts. B **220**, 502 (1989).
  - [10] A. Berera, Phys. Rev. Letts. **75**, 3218 (1995).
  - [11] A. Berera, Phys. Rev. D **54**, 2519 (1996).
  - [12] A. Berera, Phys. Rev. D **55**, 3346 (1997).
  - [13] A. Berera, M. Gleiser, and R. O. Ramos, Phys. Rev. D **58**, 123508 (1998).
  - [14] A. Berera, M. Gleiser, and R. O. Ramos, Phys. Rev. Lett. **83**, 264 (1999).
  - [15] J. Yokoyama and A. Linde, Phys. Rev. D **60**, 083509 (1999).
  - [16] I. G. Moss, Nucl. Phys. B **631**, 500 (2002).
  - [17] A. Berera and R. O. Ramos, Phys. Rev. D **63**, 103509 (2001).
  - [18] A. Berera and R. O. Ramos, **hep-ph/0210301** (2002).
  - [19] I. D. Lawrie, Phys. Rev. D **66**, 041702 (2001).
  - [20] H. P. de Oliveira and R. O. Ramos, Phys. Rev. D **57**, 741 (1998).
  - [21] M. Bellini, Phys. Lett. B **428**, 31 (1998).
  - [22] J. M. F. Maia and J. A. S. Lima, Phys. Rev. D **60**, 101301 (1999).
  - [23] L. P. Chimento, A. S. Jakubi, D. Pavn, and N. A. Zuccala, Phys. Rev. D **65**, 083510 (2002).
  - [24] H. P. de Oliveira, Phys. Lett. B **526**, 1 (2002).
  - [25] A. Berera and L. Z. Fang, Phys. Rev. Letts. **74**, 1912 (1995).
  - [26] A. Berera, Nucl. Phys B **595**, 666 (2000).
  - [27] A. N. Taylor and A. Berera, Phys. Rev. D (2000).
  - [28] W. Lee and L.-Z. Fang, Phys. Rev. D (2000).
  - [29] H. P. de Oliveira and S. E. Joras, Phys. Rev. D (2001).
  - [30] J. chan Hwang and H. Noh, Class. Quantum Grav. **19**, 527 (2002).
  - [31] L. Dolan and R. Jackiw, Phys. Rev. D **9**, 3320 (1974).
  - [32] J. Schwinger, J Math Phys **2**, 407 (1961).
  - [33] L. V. Keldysh, Zh. Eksp. Teor. Fiz. **47**, 1515 (1964).
  - [34] E. Calzeta and B. L. Hu, Phys. Rev. D **37**, 2878 (1988).
  - [35] E. Calzeta and B. L. Hu, Phys. Rev. D **35**, 495 (1987).
  - [36] E. M. Lifshitz and L. P. Pitaevskii, *Statistical Physics* (Pergamon Press, 1980), 3rd ed., sect. 112, problem 1.
  - [37] S. Weinberg, *The quantum theory of fields*, vol. 1 (Cambridge University Press, 1995).
  - [38] V. N. Lukash, Sov. Phys. JETP **52**, 807 (1980).
  - [39] H. Kodama and M. Sasaki, Prog. Theor. Phys. Suppl. **78**, 1 (1984).
  - [40] J. M. Bardeen, P. J. Steinnhart, and M. S. Turner, Phys. Rev. D **28**, 679 (1983).
  - [41] S. M. Leach and A. R. Liddle, Phys. Rev. D **63**, 043508 (2001).
  - [42] A. R. Liddle and D. H. Lyth, Phys. Lett. B **291**, 391 (1992).
  - [43] M. Gleiser and R. O. Ramos, Phys. Rev. D **50**, 2441 (1994).
  - [44] A. R. Liddle and D. H. Lyth, *Cosmological inflation and large scale structure* (Cambridge University Press, 2000).
  - [45] C. L. Bennet et al., Astro (2003).
  - [46] H.V.Peiris et al., Astro (2003).
  - [47] E. J. Copeland, A. R. Liddle, A. R. Lyth, D. H. Stewart, and D. Wands, Phys. Rev. D **49**, 6410 (1994).
  - [48] A. D. Linde and A. Riotto, Phys. Rev. D **56**, 1841 (1997).