

# Spectral properties of anomalous X-ray pulsars

Y. Lu <sup>\*</sup>, W. Wang and Y.H. Zhao

National Astronomical Observatories, Chinese Academy of Sciences, Beijing 100012,  
China

Received 2003 month day; accepted 2003 month day

**Abstract** In this paper, the spectra of the persistent emission from anomalous X-ray pulsars (AXPs) and their variation with spin-down rate  $\dot{\Omega}$  is considered. Firstly, based on an accretion-powered model, the influences of both magnetic field and mass accretion rate on the spectra properties of AXPs are addressed. Subsequently, the relation between the spectral property of AXPs and mass accretion rate  $\dot{M}$  is investigated. The result shows that there exists a linear correlation between the photon index and mass accretion rate, and the spectral hardness increases with increasing  $\dot{M}$ . A possible emission mechanism for the explanation of spectral properties of AXPs is also discussed.

**Key words:** pulsars: general – stars: neutron – X-rays: stars – accretion, accretion disks

## 1 INTRODUCTION

Anomalous X-ray pulsars (AXPs) are one of the enigmatic class of Galactic high energy sources. These sources differ from known magnetic accreting X-ray pulsars found in high and low mass X-ray binaries (HMXBs and LMXBs) (Mereghetti & Stella 1995; Van Paradijs et al. 1995). AXPs are sources of pulsed X-ray emission with spin periods in the 6-12s range, very soft X-ray spectra, secular spin down on time scales of  $\sim 10^3 - 10^5$  yr, and lack of bright optical counterparts. Two or possibly three of AXPs are close associated with supernova remnants (SNRs). Additionally, AXPs share some similarities with the Soft Gamma-ray Repeaters (SGRs) (Hurley 2000).

---

<sup>\*</sup> E-mail: ly@bao.ac.cn

Two broad classes of models have been proposed to understand the X-ray emission from AXPs. The first class of models assume that the sources of AXPs are isolated neutron stars with ultra-magnetic field strengths in the range  $10^{14} - 10^{15}$  Gauss - i.e. “magnetars” (Thompson & Duncan 1996; Hely & Hernquist 1997). The spin-down of the pulsars is primarily due to magnetic dipole radiation, then the AXPs have enormous surface magnetic dipolar fields. The second class of models suggested to explain AXP emissions is that they are accreting from a disk of material leftover from the supernova explosion that created the neutron star (Chatterjee et al. 2000, hereafter CHN; Alpar 2001; Lu & Cheng 2002; and Marsden et al. 2001). Such models do not require neutron stars with unusually strong magnetic fields. In these cases, the spin-down torque is external and, supposedly, a neutral consequence of accretion braking (Francischiell & Wijers 2003). A very different scenario, based on strange matter stars, has been proposed by Dar & DeRujula (2000). They argued that AXPs are either strange stars or quark stars in which the X-rays are powered by gravitational contraction, and the spin-down is due to the emission of relativistic jets.

AXPs could be magnetars, but valid alternative models cannot be ruled out with a decisive proof (Mereghetti et al. 2002). In the magnetar model, a more stable luminosity, spectrum and  $\dot{P}$  noise can be expected more naturally than in accretion-powered pulsars. The spectra and light curves expected from the surface of highly magnetized neutron stars have been computed by several authors (Özel 2001; Zane et al. 2001; Ho & Lai 2001). The spin-down of magnetars is due to a combination of standard magnetic dipole radiation torque and torque from the wind (Harding et al. 1999). Both of these torques increase strongly with magnetic field strength, and therefore the hardening of the power-law spectral component with  $\dot{\Omega}$  implies a similar hardening of the underlying Alfvén wave spectrum with increasing magnetic field  $\mathbf{B}$ . *It is known that the observation of AXPs shows that the spectral hardness decreases with increasing spin-down rate (Marsden & White 2001). Therefore, the correlation of the spectral hardness (photon index  $\Gamma$ ) and the spin-down rate ( $\dot{\Omega}$ ) predicted by magnetar model is inconsistent with the data.*

Based on the above investigations, alternatively, we relate accreting neutron stars depending on both the magnetic field and the accretion rate  $\dot{M}$  to model the spectral properties and spin-down rates of AXPs. The purpose of the present paper is twofold. Firstly, based on the observation, the relation between the photon index  $\Gamma$  of AXPs/SGRs and the accretion rate  $\dot{M}$  is investigated. Secondly, a possible emission mechanism is suggested to model the spectral properties of AXPs/SGRs. Finally, some predictions based on the relation between  $\Gamma - \dot{M}$  are discussed.

## 2 PARAMETERS AND OBSERVATIONAL DATA FOR AXPS

An important parameters in describing AXPs is its spin period ( $P$ ). It is known that the AXPs slowly brake, so the time derivative of the period,  $\dot{P}$ , is another one. In addition, based on two observations, other useful pulsar parameters can be defined: the “characteristic age”  $\tau = P/2\dot{P}$ , and the magnetic field

$$B = \left( \frac{3Ic^3}{8\pi^2 r^6} \right)^{1/2} (P\dot{P})^{1/2} , \quad (1)$$

where  $I \sim 10^{45} \text{ g cm}^2$ , and  $r \sim 10^6 \text{ cm}$ .

The role of period derivatives  $\dot{P}$  is confirmed when observing the AXPs spectral index variation. Following the data analysis of Marsden & White (2001) for the phase-averaged spectra of the AXPs and SGRs in the range of 0.5 – 10.0 keV, we obtained the basic data of all SGRs and AXPs with known spin periods and period derivatives detected with ASCA which is summarized in Table 1. The period derivative of one object AXP 1048-59 cannot be determined definitely, so we take two values throughout the following analysis. And the photon indexes here are derived in terms of two-component black-body plus power law spectral models. Figure 1 shows the variation of the photon index  $\Gamma$  vs. spin-down rate  $\dot{\Omega}$  for such AXPs and SGRs.

The relation of the photon index  $\Gamma$  and  $P, \dot{P}$  is fitted in terms of the linear equation  $\Gamma = \alpha \log P + \beta \log \dot{P} + \gamma$ . For five AXPs and two SGRs listed in Table 1, the fitting of  $\Gamma(P, \dot{P})$  is

$$\Gamma(P, \dot{P}) = 2 \log P - \log \dot{P}_{12} + 2.5 , \quad (2)$$

where  $\dot{P}_{12}$  denotes  $\dot{P}/10^{-12} \text{ ss}^{-1}$ . Substituting  $\Omega = 2\pi/P$  and  $\dot{\Omega} = 2\pi\dot{P}/P^2$  into Eq. 2, the correlation between  $\Gamma$  and  $\dot{\Omega}$  can be obtained.  $\Gamma$  is a linear function of  $\dot{\Omega}$ . The photon index  $\Gamma$  decreases with increasing spin-down-rate  $\dot{\Omega}$ . (see Fig. 1).

Furthermore, the relation  $((\Gamma - B))$  between the photon index and magnetic field strengths for such AXPs/SGRs is studied. We plot it in Figure 2. Figure 2 shows that the harder the spectra of AXPs/SGRs, the stronger the magnetic fields. It seems that the present magnetar model cannot give this result yet, so it may require the further theoretical considerations. The following study shows an accretion-based model (CHN) could give a possible explanation to the observed correlation between the photon index and spin-down rate in AXPs and SGRs.

## 3 THE SPECTRAL PROPERTIES OF AXPS AND A POSSIBLE MODEL

### 3.1 The diagram of spectral photon index and the accretion rate ( $\Gamma - \dot{M}$ )

In accretion-based models, a neutron star can be observed as an X-ray pulsar during a tracking phase. AXPs are supposed to rotate at a quasi-equilibrium period. And a

spin-down torque  $\dot{J}$  is needed during this period. CHN suggests  $\dot{J}$  changes with time according to the following formula (Menou et al. 1999)

$$\dot{J} = I\dot{\Omega} = 2\dot{m}R_m^2\Omega_K(R_m) \left[ 1 - \frac{\Omega(t)}{\Omega_K(R_m)} \right] , \quad (3)$$

where  $\Omega_K(R_m)$  is the Keplerian rotation rate at radius  $R_m$ , and  $R_m$  is the magnetospheric radius which is determined by

$$R_m \approx 6.6 \times 10^7 B_{12}^{4/7} \dot{m}^{-2/7} \text{ cm} \quad (4)$$

In Eq. 4,  $\dot{m} = \dot{M}/\dot{M}_{Edd}$ , where  $\dot{M}_{Edd} \approx 9.46 \times 10^{17} \text{ g s}^{-1}$  is the Eddington accretion rate,  $B_{12} = B/10^{12} \text{ Gauss}$ .

Following the arguments of Cannizzo et al. (1990), CHN suggests that after a dynamical time  $T$  the fossil disk loses mass self-similarly,

$$\dot{m} = \begin{cases} \dot{m}_0, & 0 < t < T \quad ; \\ \dot{m}_0 \left( \frac{t}{T} \right)^{-\alpha}, & t \geq T \quad ; \end{cases} \quad (5)$$

where  $T \sim 10^{-3} \text{ s}$ , is the local dynamical time, and  $\dot{m}_0$  is a constant, which is normalized to the total initial disk mass,  $M_d = \int_0^8 \dot{M}_d dt$ , by  $\dot{m}_0 = [(\alpha - 1)M_d]/(\alpha\dot{M}_{Edd}T)$ .  $\alpha > 1$  is a constant that depends on directly the disk opacity (Francischell & Wijers 2003). Assuming an arbitrary value for  $\alpha$ , equation 5 and 3 can be combined to yield an analytic formula for  $\Omega(t)$ , in terms of incomplete gamma functions (CHN). For  $\alpha = 7/6$ , the solution of equation 3 is

$$\Omega(t) = \begin{cases} \Omega_k(R_m, 0)\dot{m}_0^{3/7}, & 0 < t < T \quad ; \\ \Omega_k(R_m, 0) \left( \frac{\dot{m}}{\dot{m}_0} \right)^{3/7}, & t \geq T \quad ; \end{cases} \quad (6)$$

Since  $\Omega_k(R_m, 0) = GM_{ns}/R_m^3$ , then for  $t \geq T$

$$\Omega(t) \approx C_1 B_{12}^{-6/7} \dot{m}^{3/7} , \quad (7)$$

where  $C_1$  is a constant, and  $C_1 = 25.48$ . If  $\Omega(t)$  evolves as equation 7, the spin period of the star nearly equals the evolving equilibrium period; this is a tracking phase (CHN). It is worth noting that the spin periods of SGRs and AXPs implied by equation 7 depend on both magnetic fields and mass accretion accretion rates.

A strong propeller torque is needed to determine the spin evolution of the neutron star + fossil disk system (CHN). However, the way in which a propelling neutron star loses angular momentum is not well understood (Francischell & Wijers 2003). In the most general form, the exact manner in which angular momentum is transferred between an accretion disk and a neutron star is a complex magneto-hydrodynamical problem, so there is no simple analytic solution for  $\dot{\Omega}$  changing with  $\dot{m}$  and  $B$  has been determined from equation 7. It is thought that most of the captured matter is ejected prior to reaching the neutron stars surface, i.e., in the strong propeller phase. However, after a sharp propeller cycle, the system reaches a tracking phase which is argued as producing “AXPs” phase

(CHN). Clearly, employing different propeller torque (Francischell & Wijers 2003; Fabian 1975; and CHN) will produce different results in determining the overall evolution of the system. How the propeller torques affect the period changing with time has been illustrated by Francischell & Wijers (2003). *Based on above discussions, it is safe to assume that some kind of propeller torque acts on the neutron star between the strong propeller phase and tracking phase in order to spin it down with time. So, for simplicity, in this paper, we assume that the propeller torque is given by,*

$$\dot{J} = I\dot{\Omega} = -2\xi\dot{m}R_m^2\Omega(t) . \quad (8)$$

where  $\xi$  is a constant, which is in the range of  $0 < \xi \leq 1$ .  $\xi = 1$  is for the strong propeller limit (Francischell & Wijers 2003), and  $\xi \sim 0$  is for the quasi-equilibrium phase, i.e., tracking phase. Then, from equation 8, we obtain

$$\dot{\Omega} \approx C_2 B_{12}^{2/7} \dot{m}^{6/7} , \quad (9)$$

where  $C_2 = 2.164 \times 10^{-10}\xi$  is a constant.

Combining equation 7 and 9, and taking into account of  $\Omega = 2\pi/P$  and  $\dot{\Omega} = 2\pi\dot{P}/P^2$ , the mass accretion rate as function of  $\dot{P}$  and  $P$  is yielded

$$\log \dot{m}(P, \dot{P}) = -\frac{7}{3} \log P + \log \dot{P} + [10.26 - \log \xi] . \quad (10)$$

Comparing equations 10 with 2, a inverse relation between the photon index  $\Gamma$  and the mass accretion rate  $\dot{m}$  is inferred. Fitting the mass accretion rates  $\dot{m}$  of 5 AXPs and 2 SGRs estimated according to Eq. 10 in the cases of  $\xi = 1, 0.5$ , and  $0.05$ , respectively, we obtain

$$\log \dot{m} = A - 0.99\Gamma . \quad (11)$$

where  $A$  is a fitting constant, and  $A = 0.23, 0.53$  and  $1.53$  corresponding to  $\xi = 1, 0.5$  and  $0.05$ , respectively. Equation 11 shows a good correlation between  $\Gamma$  and  $\dot{m}$ . The diagram of  $\Gamma$ - $\dot{m}$  in the case of  $\xi = 0.5$  is plotted in Fig. 3.

### 3.2 A Possible mechanism for the emission of AXPs

Figure 3 implies that larger accretion rate produces the harder spectra (high-energy tail) in accretion-based model. The origin of this high-energy tail is unexplained very well at present. However, this high-energy tail could be due to thermal Comptonization by a hot coronal plasma, or it could be due to non-thermal emission (Tavani & Liang 1996). Based on the energetics of particle acceleration and cooling near the Alfvén radius, Böttcher & Liang (2001) simulated the thermal-nonthermal radiation from a neutron star with both a weakly magnetized ( $\sim 10^9\text{G}$ ) magnetospheric accretion shell and a normal magnetic case ( $\sim 10^{12}\text{G}$ ). The basic conclusion of Böttcher & Liang (2001) is: there is a positive correlation between spectral index and accretion rate, i.e., the spectral hardness and

accretion rate are anti-correlated. It is stressed that this conclusion is obtained in the situation of a neutron star with a weakly magnetic field, i.e.,  $\sim 10^9 G$ . The interesting calculation for the photon spectra with the mass accretion rate is for the normal magnetic case ( $\sim 10^{12} G$ ), which are plotted in the figure 3 and figure 5 of Böttcher & Liang (2001). These two figures show that harder photon spectra are produced for higher accretion rates, particularly around energy 10 keV (2-10 keV, ACSA energy bands) in which we are concerned in this paper. As a natural consequence, in the case of a neutron star with a normal magnetic field, the photon index decreases with increasing accretion rates. In other word, there is a negative correlation between spectral index and accretion rates as observed in AXPs/SGRs. Furthermore, the hard X-ray spectral index resulted from the simulation of Böttcher & Liang (2001) are in excellent agreement with the values of  $\Gamma \sim 3 - 4$  generally observed in AXPs. From this context, the fitting of  $\Gamma - \dot{m}$  shows that the accretion rate is in the range from  $10^{-2}$  to  $10^{-4}$ , which is consistent with the model conditions suggested by Böttcher & Liang (2001). Therefore, we can apply the emission mechanism of Böttcher & Liang (2001) for the normal magnetic case to construct the accretion-powered emission model for AXPs, which can explain the relation between the accretion rate and spectral properties.

## 4 DISCUSSIONS AND CONCLUSIONS

The correlation between the spectra and the spin-down rate of AXPs/SGRs shows that the photon index decreases with increasing spin-down rate for AXPs and SGRs (see Fig. 1). This fact has not so far been given a good explanation. If the increasing power-law emission with spin-down rate is consistent with the magnetar model, the spectra of AXPs/SGRs is expected to extend into the far-UV band (Marsden & White(2001). This implies that observation of spectral breaks in the non-thermal persistent emission in the far-UV would be important evidence in support of the magnetar model. With respect to the accretion model (CHN), the spectral photon index and the accretion rate  $\dot{m}$  (see Fig. 3) is investigated. *To simplify the calculating of our model, an alternative propeller torque (see, Eq.(8)) to limit the spin-down rate at the boundary when the system transfers from the propeller phase to “tracking” phase is introduced.* The analysis demonstrates that the correct spectral shape for the values of  $B$  and  $\dot{m}$  can produce the rapid spin-down of AXPs and SGRs. *A relation of  $\log \dot{m} = 0.53 - 0.99\Gamma$  is derived for the case of  $\xi = 0.5$ . This relation plotted in figure 3 shows that the hardness of the spectra increases with increasing mass accretion rate. The same conclusion remains for different values of  $\xi$ , only the slope of fitting lines is changed because  $\xi$  modifies the values of  $\dot{m}$  (see Eq.(11)).* In principle, the result shown in this paper is consistent with the model prediction given by Böttcher & Liang (2001) in the normal magnetic situation. Consequently, it is possible

that even stronger magnetic-field accreting neutron stars with low-mass accretion rate may be consistent with the data of AXPs/SGRs.

Unlike the case for normal accretion onto neutron stars, the observed relationship between the absolute X-ray luminosity and the photon index  $\Gamma$  in AXPs/SGRs cannot be inferred from the relation of  $\dot{m} - \Gamma$ . This is because the X-ray luminosity of the system is determined by the mass accretion rate on to the surface of the star, which could be different from the mass accretion rate through the disk (CHN). Two reasons can be involved to account for this. Firstly, in the propeller phase, it is not clear at all how much material eventually reaches the neutron star surface, and what is the radiation efficiency for the matter stopped the neutron star surface. Secondly, the X-ray luminosity may not cover the total luminosity.

**Acknowledgements** We are particularly grateful to the anonymous referee for insightful comments and suggestions. We would like to thank Ling J.R. and Zhang W.M. of Tsinghua University for useful discussions. This work was supported by the National Natural Science Foundation of China under grant no.10273011, the National 973 Project (NKBRSF G19990754), and the Special Funds for Major State Basic Research Projects.

## References

- Alpar, M.A., 2001, ApJ, 554, 1245  
 Böttcher, M., & Liang, E.P., 2001, ApJ, 552, 248  
 Cannizzo, J.K., Lee, H.M., & Goodman, J., 1990, ApJ, 351, 38  
 Chatterjee, P., Hernquist, L., & Narayan, R., 2000, ApJ, 534, 373 (CHN)  
 Corbet, R.H.D., & Mihara, T., 1997, ApJ, 475, L127  
 Corbet, R.H.D., et al., ApJ, 443, 786  
 Dar, A., DeRujula, A., 2000, Results and Perspectives in Particle Physics, M., Greco ed., Vol., XVII, 13  
 Fabian, A.C., 1975, MNRAS, 173, 161  
 Francischelli, G.J., & Wijers, R.A.M.J., 2003, astro-ph/0205212  
 Gotthelf, E.V., & Vasisht, G., 1997, ApJ, 486, L133  
 Gotthelf, E.V., Vasisht, G., & Dotani, T., 1999, ApJ, 522, L49  
 Harding, A.K., et al. 1999, ApJ, 525, L125  
 Heyl, J.S., & Hernquist, L., 1997, ApJ, 489, L67  
 Hurley, K. et al., 1999, ApJ, 510, L111  
 Israel, G.L., et al., 1999, ApJ, 518, L107  
 Kaspi, V.M., Chakrabarty, D., & Steinberger, J., 1999, ApJ, 525, L33  
 Ho, W.C.G., & Lai, D., 2001, MNRAS, 304, L37  
 Hurley, K., 2000, Proceedings 5th Huntsville GRB Symposium, AIP Conf. Series, 526, 763  
 Lu, Y., & Cheng, K.S., 2002, ChJAA, 2, 161  
 Marsden, D., et al. 2001, ApJ, 550, 397  
 Marsden, D., & White, N.E., 2001, ApJ, 551, L155  
 Mereghetti, S., & Stella, L., 1995, ApJ, 442, L17  
 Menou, K., Esin, A.A., Narayan, R., Garcia, M.R., Lasota, J.-P., & McClintock, J.E., 1999, ApJ, 520, 276Me02  
 Mereghetti, S., Chiarlone, L., Israel, G.L., & Stella, L., 2002, astro-ph/0205122  
 Murakami, T. et al., 1999, ApJ, 510, L119  
 Özel, F., 2001, ApJ, 563, 276  
 Paul, B., et al., 2000, ApJ, 537, 319  
 Sonobe, T. et al., 1994, ApJ, 436, L23  
 Sugizaki, M., et al. 1997, PASJ, 49, L25  
 Tavani, M., & Liang, E.P., 1996, A&AS, 120, 133  
 Thompson, C., & Duncan, R., 1996, ApJ, 473, 322  
 Van Paradijs, J., Taam, R.E., & Van den Heuvel, E.P.J., 1995, A&A, 299, L41  
 White, N.E., Angelini, L., Ebisawa, K., Tanaka, Y., & Ghosh, P., 1996, ApJ, 463, L83  
 Woods, P.M., et al., 1999, ApJ, 524, L55  
 Woods, P.M., et al., 2000, ApJ, 535, L55  
 Zane, S., Turolla, R., Sella, L., & Treves, A., 2001, ApJ, 560, 384

**Table 1** SGR AND AXP TIMING PARAMETERS

Object	Start date	$P(s)^a$	$\dot{P}(10^{-12}\text{ss}^{-1})^b$	$\Gamma(BB + PL)^c$	References <sup>d</sup>
SGR 1900+14.....	1998 Apr 30	5.158971(7)	$61.0 \pm 1.5$	2.1	1, 2
	1998 Sep 16	5.16025(2)	$61.0 \pm 1.5$		2, 3
SGR 1806-20.....	1993 Oct 10	7.468514(3)	$115.7 \pm 0.2$	2.2	4, 5
	1995 Oct 16	7.46445(3)	$115.7 \pm 0.2$		4, 5
AXP 1048-59.....	1994 Mar 03	6.446646(1)	$32.9 \pm 0.3$	2.5	6, 7
	1998 Jul 26	6.45082(1)	$16.7 \pm 0.2$		7
AXP 1841-05.....	1993 Oct 11	11.76668(6)	$41.3 \pm 0.1$	3.4	8,9
	1998, Mar 27	11.77243(7)	$41.3 \pm 0.1$		9
AXP 2259+59.....	1993 May 30	6.97884(2)	$0.4883 \pm 0.0003$	3.9	10,11
	1995, Aug 11	6.9788793(8)	$0.4883 \pm 0.0003$		10
AXP 0142+62.....	1994 Sep 18	8.68794(7)	$2.2 \pm 0.2$	4.0	12
	1998 Aug 21	8.68828(4)	$2.2 \pm 0.2$		7
AXP 1709-40.....	1996 Sep 03	10.99758(6)	$22 \pm 6$	2.9	13,14

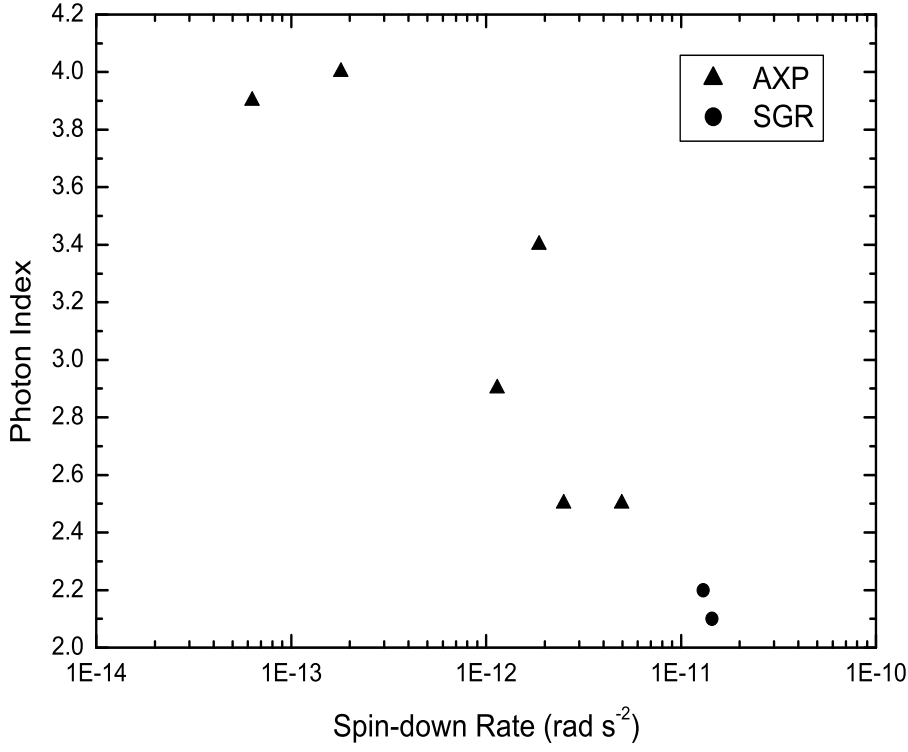
<sup>a</sup>Measured period (1  $\sigma$  error in last digit).

<sup>b</sup>Assumed period derivative (from references).

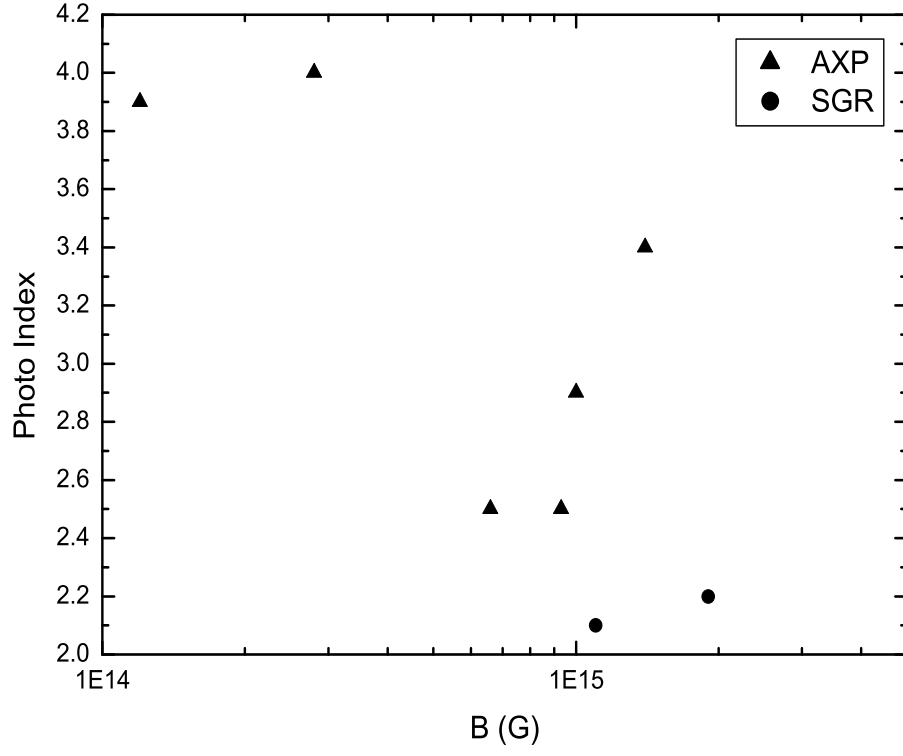
<sup>c</sup>BB+PL stands for black-body plus power-law spectral fit

<sup>d</sup> References.-(1)Hurely et al. 1999; (2)Woods et al. 1999; (3)Murakami et al. 1999; (4)Sonobe et al. 1994; (5)Woods et al. 2000; (6)Corbet & Mihara 1997; (7)Paul et al. 2000 ; (8)Gotthelf & Vasisht 1997; (9)Gotthelf, Vasisht, & Dotani 1999; (10)Kaspi, Chakrabarty, & Steinberger 1999; (11)Cobet et al. 1995; (12)White et al. 1996; (13)Sugizaki et al. 1997; (14)Israel et al. 1999

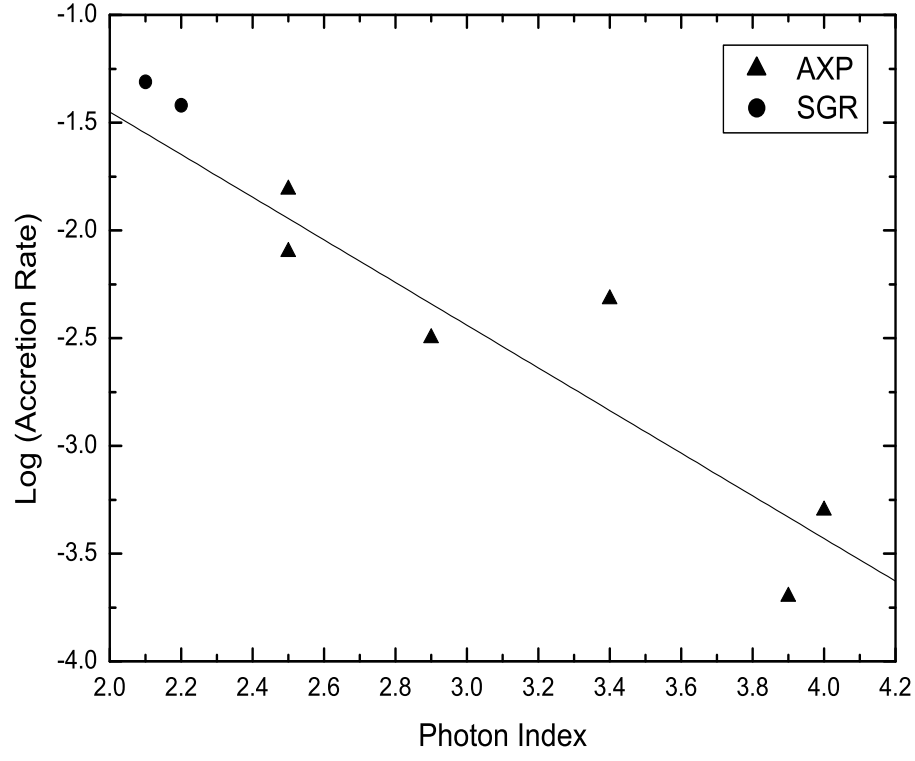




**Fig. 1** The  $\Gamma - \dot{\Omega}$  diagram of AXPs and SGRs. The triangles denote the AXPs and the circles are SGRs, and the symbols are all the same in the following figures.



**Fig. 2** The  $\Gamma - B$  diagram of AXPs and SGRs.



**Fig. 3** The  $\Gamma - \dot{M}$  diagram of AXPs and SGRs in the accretion model. The line denotes the best fitting relation of all the data points.